

# On the execution of construction work and commissioning of facilities from January to November 2023

Date of release: December 21, 2023  
Next date of release: January 17, 2024

1. Key points
2. Volumes of completed construction works
3. Commissioning of residential buildings
4. Glossary
5. Methodological explanations
6. Links to related publications
7. Useful links

## 1. Key points

In January-November 2023, the volume of construction work increased by 12.6% and amounted to 5918.9 billion tenge. Of the total volume of construction work in the republic, private construction organizations – 87.3%, foreign – 12.5% and state – 0.2% were performed.

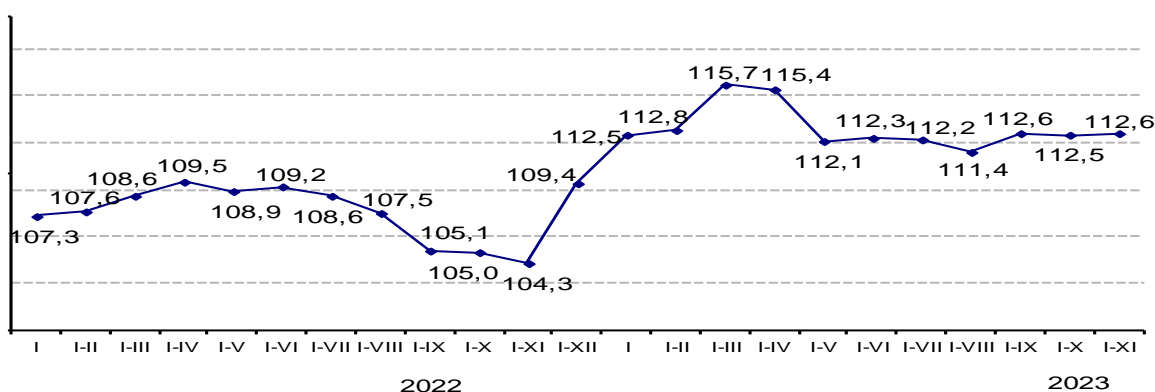
## 2. Volume of completed construction works

The increase in the volume of construction work in January-November 2023 compared to January-November 2022 is associated with construction and repair of structures (by 24.9%) and non-residential buildings (by 6.8%).

By types of construction work (services) performed in January-November 2023, the largest share is occupied by construction of non-residential buildings (19.5% in the total volume) automobile road (14.8%) and residential buildings (14.2%)

### Indices of the physical volume of construction work

as a percentage of the corresponding period of the previous year



### Dynamic tables:

[The volume of completed construction works \(services\) by months](#)

In the regional context, an increase in the volume of construction work was observed in eighteen regions of the republic. Significant growth was noted in the regions of Mangystau (by 55.9%), Zhetisu (by 49.1%), Batys Kazakhstan (by 42.8%), Abai (by 39%), Karagandy (by 32.2%), Soltustik Kazakhstan (by 27.6%), Kostanai (by 21.8%), Aktobe (by 21.3%), Kyzylorda (by 20.4%), Pavlodar (by 15%), Zhambyl (by 10.3%) regions.

### The volume of completed construction works (services)

	Total, thousand tenge	November 2023 as a percentage to		January-November 2023 as a percentage to January-November 2022	As a percentage of the republican volume
		October 2023	November 2022		
<b>Republic of Kazakhstan</b>	5 918 938 356	110,7	112,7	112,6	100,0
Abai	181 239 444	122,8	127,7	139,0	3,1
Akmola	225 144 646	106,6	99,5	100,3	3,8
Aktobe	256 588 833	154,0	128,3	121,3	4,3
Almaty	252 291 110	100,4	106,6	101,4	4,3
Atyrau	1 082 592 626	85,0	122,5	106,6	18,3
Batys Kazakhstan	251 800 601	113,9	132,3	142,8	4,3
Zhambyl	200 677 370	476,9	105,6	110,3	3,4
Zhetisu	182 956 647	88,6	165,5	149,1	3,1

Karagandy	384 192 160	57,9	182,7	132,2	6,5
Kostanai	202 225 573	108,8	124,7	121,8	3,4
Kyzylorda	134 112 038	115,9	110,3	120,4	2,3
Mangystau	262 401 706	236,1	137,0	155,9	4,4
Pavlodar	261 461 000	179,3	98,3	115,0	4,4
Soltustik Kazakhstan	121 167 998	128,0	246,7	127,6	2,0
Turkistan	277 969 137	139,5	64,0	99,1	4,7
Ulytau	85 579 153	162,1	118,1	92,6	1,4
Shygys Kazakhstan	247 909 737	90,9	114,2	106,0	4,2
Astana city	624 573 680	152,6	88,2	104,9	10,6
Almaty city	499 744 856	79,5	112,5	102,8	8,4
Shymkent city	184 310 041	157,6	143,7	104,5	3,1

### Spreadsheets:

[Key indicators of enterprises and organizations engaged in construction activities, including by types of facilities and types of work](#)

[The volume of completed construction works \(services\) by the dimension of enterprises](#)

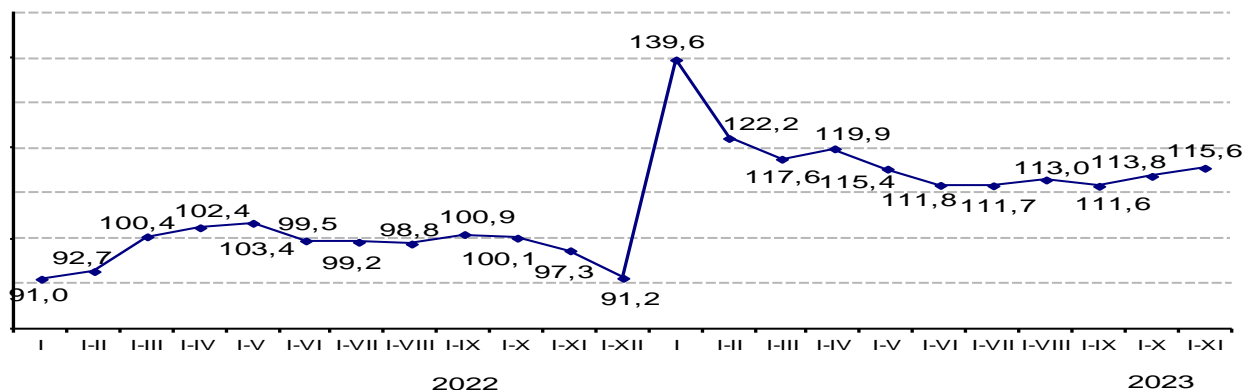
[The volume of completed construction works \(services\) by technological structure](#)

### 3. Commissioning of residential buildings

In January-November 2023, the total area of new facilities put into operation amounted to 17296.8 thousand square meters

#### Indices of the physical volume of commissioned housing

as a percentage of the corresponding period of the previous year



### Dynamic table:

#### [Commissioning of residential buildings](#)

The total area of housing commissioned increased by 15.6% compared to January-November 2022 and amounted to 15067.2 thousand sq.m., of which 9107.9 thousand sq.m. - multi-apartment and 5862 thousand sq.m. - individual houses. Most of the housing – 13736.2 thousand sq.m. or 91.2% was put into operation by private developers, of which the population is 6003.9 thousand square meters.

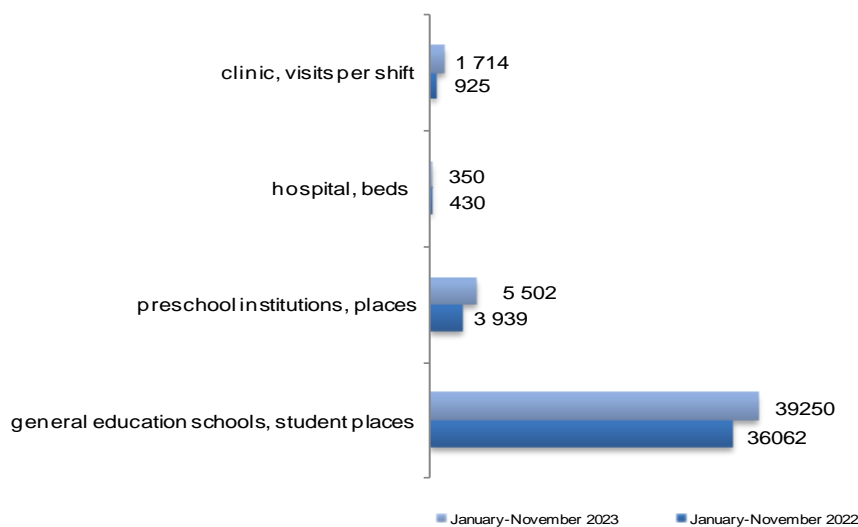
#### Total area of commissioned residential buildings

	Residential buildings commissioned		including developers				
	sq. meters of total area	as a percentage of the corresponding period of the previous year	state property	private property	of them		foreign property
					population	as a percentage of the corresponding period of the previous year	
<b>Republic of Kazakhstan</b>	15 067 186	115,6	1 188 970	13 736 222	6 003 950	98,9	141 994
Abai	285 025	112,5	69 906	215 119	90 172	95,7	-
Akmola	588 132	103,5	11 952	568 914	304 535	100,2	7 266
Aktobe	990 316	104,2	29 135	954 426	672 442	109,4	6 755
Almaty	813 449	107,1	17 137	726 131	569 909	90,2	70 181
Atyrau	631 918	82,5	14 220	603 420	438 386	84,5	14 278
Batys Kazakhstan	535 050	100,4	35 386	499 249	270 754	112,0	x
Zhambyl	607 242	101,4	53 015	554 227	508 386	108,0	-
Zhetisu	271 601	128,1	105 547	166 054	132 714	82,5	-

Karagandy	397 532	81,6	22 332	375 200	70 347	49,6	-
Kostanai	427 641	101,5	45 648	376 924	142 453	84,8	x
Kyzylorda	702 738	116,3	42 183	660 555	650 730	113,2	-
Mangystau	772 497	89,0	34 563	715 367	320 899	74,7	x
Pavlodar	292 782	106,4	46 284	246 498	142 491	100,9	-
Soltustik Kazakhstan	240 184	135,9	52 217	172 504	118 514	116,1	15 463
Turkistan	853 334	105,1	215 337	637 997	600 668	128,2	-
Ulytau	67 622	160,7	7 340	60 282	47 762	205,5	-
Shygys Kazakhstan	244 980	102,9	36 076	208 904	91 873	100,8	-
Astana city	3 430 895	161,0	309 201	3 121 694	48 841	67,9	-
Almaty city	2 087 372	130,9	-	2 087 372	386 362	87,6	-
Shymkent city	826 876	110,6	41 491	785 385	395 712	104,0	-

In the field of education and healthcare in January-November 2023 70 general education schools for 39250 student places, 44 preschool institutions for 5502 places, 2 hospital for 350 beds and 31 clinic for 1714 visits per shift were put into operation.

### Commissioning of social and cultural facilities



### Spreadsheets:

[Main characteristics of commissioned facilities](#)

[The actual cost of construction of commissioned facilities](#)

[Commissioning of residential buildings \(total and usable area of commissioned residential buildings\)](#)

[Commissioning of individual and multi-apartment residential buildings](#)

[Average actual construction costs for 1 sq. meters of the total area of residential buildings](#)

[Commissioning of the total area of housing per 1000 people](#)

[Commissioning of educational and healthcare facilities](#)

## 4. Glossary

Construction and installation work - construction work on the construction of buildings and structures, expansion, reconstruction and technical re-equipment; work on the installation of power, technological and other equipment.

Construction object - a separate building or structure with all related equipment, inventory, tools, galleries, flyovers, internal engineering networks and communications, for the construction (reconstruction, expansion) of which an independent object estimate is compiled.

## 5. Methodological explanations

Construction organizations include all general construction and specialized organizations, including repair and construction organizations. The main activity of construction organizations is to perform work under contracts with customers related to the type of economic activity "Construction" in accordance with the state "General Classifier of types of Economic Activities (GCTEA).

The volume of construction work includes the cost of construction work performed by enterprises engaged in construction activities under concluded construction contracts, which includes construction of new facilities, major and current repairs, reconstruction, modernization of residential and non-residential buildings, engineering structures.

The index of the physical volume of construction works (services) is determined by the ratio of the volumes of completed construction works of the analyzed period to the previous period in actual prices, taking into account the deflator (price index).

The total area of a residential building (residential building) is calculated as the sum of the total areas of all dwellings and the areas of all non-residential premises, as well as the areas of parts of a residential building that are common property.

**More detailed methodological explanations are available at the following links:**

Methodology for the formation of construction statistics indicators  
 Methodology for determining the gross output for the industry "Construction"

## 6. Links to related publications

[Statistical compilation "Investment and construction activities in the Republic of Kazakhstan"](#)

## 7. Useful links

Statistical form "Report on completed construction works (services)" (index 1-KS monthly);  
 Statistical form "Report on the commissioning of facilities" (index 2-KS, monthly);  
 Statistical form "Report on the commissioning of facilities by individual developers" (index 1-IS, monthly);  
 Information-analytical system "Taldau"/Construction and investments  
 Quality Report

<b>Responsible for the release:</b> Department of Production and Environment statistics	<b>Director of the Department:</b> A. Shauenova Tel. +7 7172 749056	<b>Executor:</b> O.Edel Tel. +7 7172 749313 E-mail: o.edel@aspire.gov.kz	<b>Address:</b> 010000, Astana city Mangilik el avenue, 8 House of Ministries, Entrance 4
---	---	---	--