

On the execution of construction work and commissioning of facilities from January to October 2023

Date of release: November 17, 2023
Next date of release: December 21, 2023

1. Key points
2. Volumes of completed construction works
3. Commissioning of residential buildings
4. Glossary
5. Methodological explanations
6. Links to related publications
7. Useful links

1. Key points

In January-October 2023, the volume of construction work increased by 12.5% and amounted to 5281.2 billion tenge. Of the total volume of construction work in the republic, private construction organizations – 86.8%, foreign – 13% and state – 0.2% were performed.

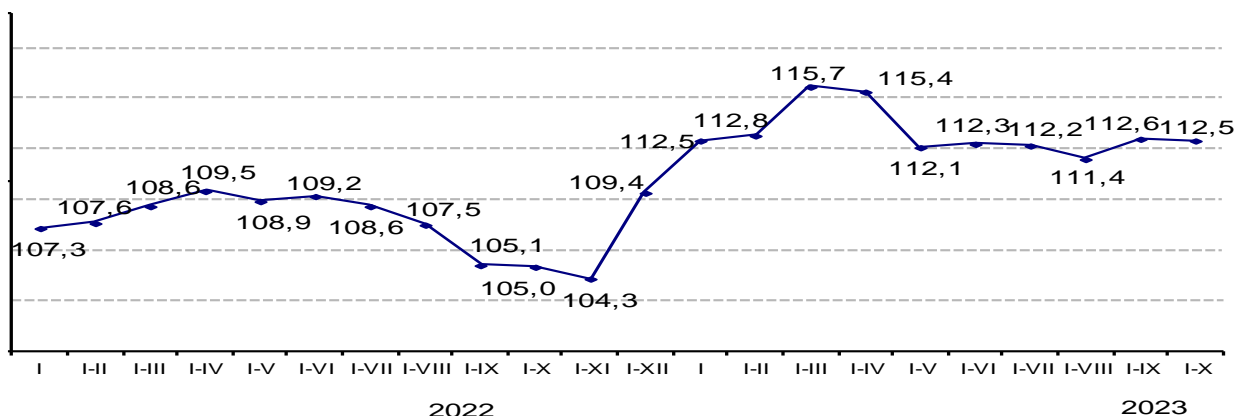
2. Volume of completed construction works

The increase in the volume of construction work in January-October 2023 compared to January-October 2022 is associated with construction and repair of structures (by 24.6%) and non-residential buildings (by 7.7%).

By types of construction work (services) performed in January-October 2023, the largest share is occupied by construction of non-residential buildings (19.8% in the total volume) automobile road (14.7%) and residential buildings (14.1%)

Indices of the physical volume of construction work

as a percentage of the corresponding period of the previous year



Dynamic tables:

[The volume of completed construction works \(services\) by months](#)

In the regional context, an increase in the volume of construction work was observed in eighteen regions of the republic. Significant growth was noted in the regions of Mangystau (by 59.1%), Zhetisu (by 47.6%), Batys Kazakhstan (by 44.2%), Abai (by 41.1%), Karagandy (by 29.3%), Soltustik Kazakhstan (by 21.9%), Kostanai (by 21.5%), Kyzylorda (by 21.2%), Aktobe (by 20.6%), Pavlodar (by 17.5%), Zhambyl (by 11.1%) regions.

The volume of completed construction works (services)

	Total, thousand tenge	October 2023 as a percentage to		January-October 2023 as a percentage to January-October 2022	As a percentage of the republican volume
		September 2023	October 2022		
Republic of Kazakhstan	5 281 203 780	48,2	110,7	112,5	100,0
Abai	153 419 632	54,3	110,2	141,1	2,9
Akmola	197 861 369	56,4	81,7	100,4	3,7
Aktobe	232 257 876	24,3	87,4	120,6	4,4
Almaty	220 663 756	85,7	96,7	100,5	4,2
Atyrau	972 535 094	99,6	148,9	105,1	18,4
Batys Kazakhstan	224 748 669	47,1	167,4	144,2	4,3
Zhambyl	178 679 280	11,4	71,9	111,1	3,4

Zhetisu	165 077 594	43,4	83,2	147,6	3,1
Karagandy	354 473 439	59,7	262,9	129,3	6,7
Kostanai	179 246 663	48,9	123,4	121,5	3,4
Kyzylorda	124 869 583	18,9	75,1	121,2	2,4
Mangystau	227 765 801	15,8	96,7	159,1	4,3
Pavlodar	231 153 308	22,6	108,2	117,5	4,4
Soltustik Kazakhstan	110 333 102	22,4	118,9	121,9	2,1
Turkistan	250 464 418	39,8	74,6	105,3	4,7
Ulytau	72 913 553	43,4	73,6	89,1	1,4
Shygys Kazakhstan	220 779 902	61,2	102,7	105,1	4,2
Astana city	557 212 779	31,6	78,3	107,2	10,6
Almaty city	450 968 229	90,6	113,9	101,9	8,5
Shymkent city	155 779 733	50,1	90,7	99,5	2,9

Spreadsheets:

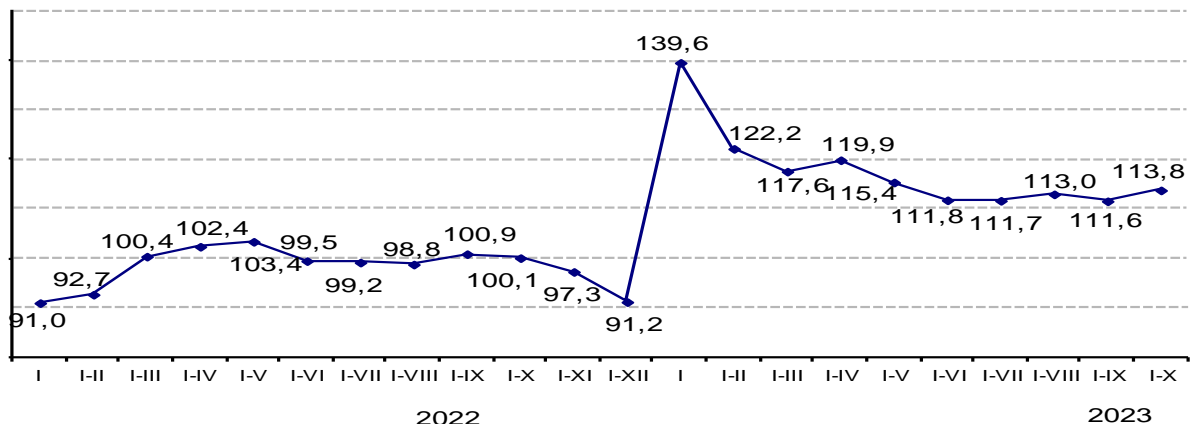
[Key indicators of enterprises and organizations engaged in construction activities, including by types of facilities and types of work](#)
[The volume of completed construction works \(services\) by the dimension of enterprises](#)
[The volume of completed construction works \(services\) by technological structure](#)

3. Commissioning of residential buildings

In January-October 2023, the total area of new facilities put into operation amounted to 15253.1 thousand square meters

Indices of the physical volume of commissioned housing

as a percentage of the corresponding period of the previous year



Dynamic table:

[Commissioning of residential buildings](#)

The total area of housing commissioned increased by 13.8% compared to January-October 2022 and amounted to 13337.3 thousand sq.m., of which 7972.1 thousand sq.m. - multi-apartment and 5293 thousand sq.m. - individual houses. Most of the housing – 12219.9 thousand sq.m. or 91.6% was put into operation by private developers, of which the population is 5417.9 thousand square meters.

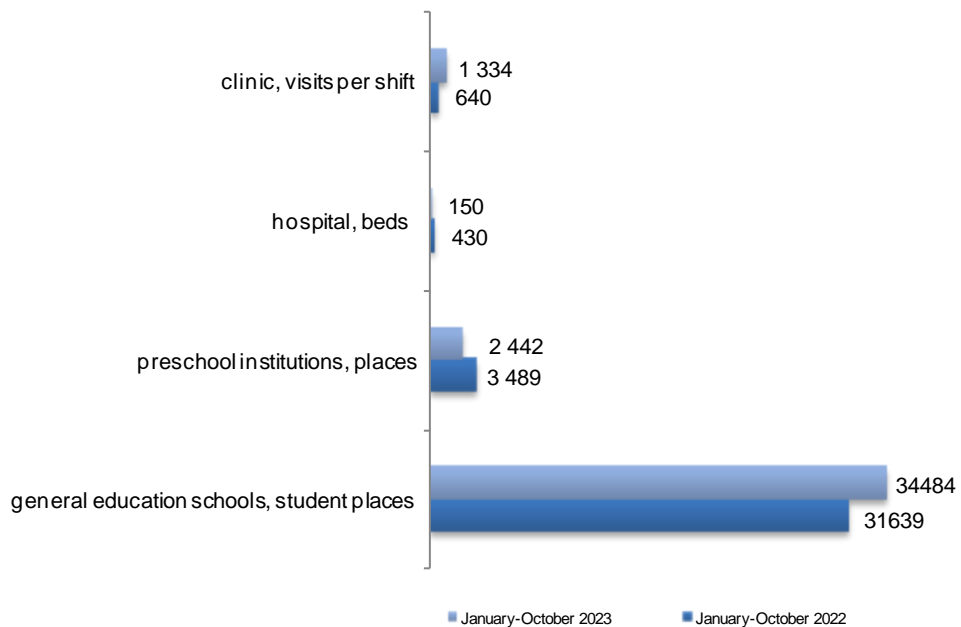
Total area of commissioned residential buildings

	Residential buildings commissioned		including developers				
	sq. meters of total area	as a percentage of the corresponding period of the previous year	state property	private property	of them		foreign property
					population	as a percentage of the corresponding period of the previous year	
Republic of Kazakhstan	13 337 336	113,8	975 818	12 219 939	5 417 870	99,2	141 579
Abai	233 788	108,0	38 711	195 077	76 187	99,6	-
Akmola	546 055	101,1	8 764	530 025	279 230	95,4	7 266
Aktobe	817 982	105,0	25 836	785 391	553 112	109,0	6 755
Almaty	808 025	111,5	17 137	720 707	564 485	93,1	70 181
Atyrau	558 326	83,1	14 220	529 828	390 242	84,8	14 278
Batys Kazakhstan	460 252	104,8	21 675	438 577	243 105	130,2	-
Zhambyl	557 693	102,2	53 015	504 678	458 837	106,4	-

Zhetisu	237 905	122,6	96 455	141 450	115 855	78,2	-
Karagandy	392 273	94,7	22 332	369 941	67 404	56,4	-
Kostanai	412 368	104,3	45 648	361 651	134 881	85,8	x
Kyzylorda	649 208	116,7	14 619	634 589	624 764	115,2	-
Mangystau	734 826	91,4	34 563	677 696	287 613	74,1	x
Pavlodar	233 334	104,3	21 626	211 708	108 067	92,6	-
Soltustik Kazakhstan	152 186	111,9	-	136 723	96 313	122,6	15 463
Turkistan	783 686	108,9	206 398	577 288	554 598	132,7	-
Ulytau	56 034	154,1	7 340	48 694	40 334	197,4	-
Shygys Kazakhstan	219 405	107,2	36 076	183 329	75 581	94,0	-
Astana city	2 934 745	148,8	269 912	2 664 833	45 019	64,7	-
Almaty city	1 860 555	119,9	-	1 860 555	369 163	85,2	-
Shymkent city	688 690	115,0	41 491	647 199	333 080	101,1	-

In the field of education and healthcare in January-October 2023 60 general education schools for 34484 student places, 32 preschool institutions for 2442 places, 1 hospital for 150 beds and 19 clinic for 1334 visits per shift were put into operation.

Commissioning of social and cultural facilities



Spreadsheets:

[Main characteristics of commissioned facilities](#)

[The actual cost of construction of commissioned facilities](#)

[Commissioning of residential buildings \(total and usable area of commissioned residential buildings\)](#)

[Commissioning of individual and multi-apartment residential buildings](#)

[Average actual construction costs for 1 sq. meters of the total area of residential buildings](#)

[Commissioning of the total area of housing per 1000 people](#)

[Commissioning of educational and healthcare facilities](#)

4. Glossary

Construction and installation work - construction work on the construction of buildings and structures, expansion, reconstruction and technical re-equipment; work on the installation of power, technological and other equipment.

Construction object - a separate building or structure with all related equipment, inventory, tools, galleries, flyovers, internal engineering networks and communications, for the construction (reconstruction, expansion) of which an independent object estimate is compiled.

5. Methodological explanations

Construction organizations include all general construction and specialized organizations, including repair and construction organizations. The main activity of construction organizations is to perform work under contracts with customers related to the type of economic activity "Construction" in accordance with the state "General Classifier of types of Economic Activities (GCTEA).

The volume of construction work includes the cost of construction work performed by enterprises engaged in construction activities under concluded construction contracts, which includes construction of new facilities, major and current repairs, reconstruction, modernization of residential and non-residential buildings, engineering structures.

The index of the physical volume of construction works (services) is determined by the ratio of the volumes of completed construction works of the analyzed period to the previous period in actual prices, taking into account the deflator (price index).

The total area of a residential building (residential building) is calculated as the sum of the total areas of all dwellings and the areas of all non-residential premises, as well as the areas of parts of a residential building that are common property.

More detailed methodological explanations are available at the following links:

Methodology for the formation of construction statistics indicators

Methodology for determining the gross output for the industry "Construction"

6. Links to related publications

[Statistical compilation "Investment and construction activities in the Republic of Kazakhstan"](#)

[Statistical compilation "Transport in the Republic of Kazakhstan"](#)

7. Useful links

Statistical form "Report on completed construction works (services)" (index 1-KS monthly);

Statistical form "Report on the commissioning of facilities" (index 2-KS, monthly);

Statistical form "Report on the commissioning of facilities by individual developers" (index 1-IS, monthly);

Information-analytical system "Taldau"/Construction and investments

Quality Report

Responsible for the release: Department of Production and Environment statistics	Director of the Department: A. Shauenova Tel. +7 7172 749056	Executor: O.Edel Tel. +7 7172 749313 E-mail: o.edel@aspire.gov.kz	Address: 010000, Astana city Mangilik el avenue, 8 House of Ministries, Entrance 4
---	---	---	--
