

On the execution of construction work and commissioning of facilities from January to September 2023

Date of release: October 17, 2023

Next date of release: November 17, 2023

1. Key points
2. Volumes of completed construction works
3. Commissioning of residential buildings
4. Glossary
5. Methodological explanations
6. Links to related publications
7. Useful links

1. Key points

In January-September 2023, the volume of construction work increased by 12.6% and amounted to 4707.6 billion tenge.

Of the total volume of construction work in the republic, private construction organizations – 87.3%, foreign – 12.5% and state – 0.2% were performed.

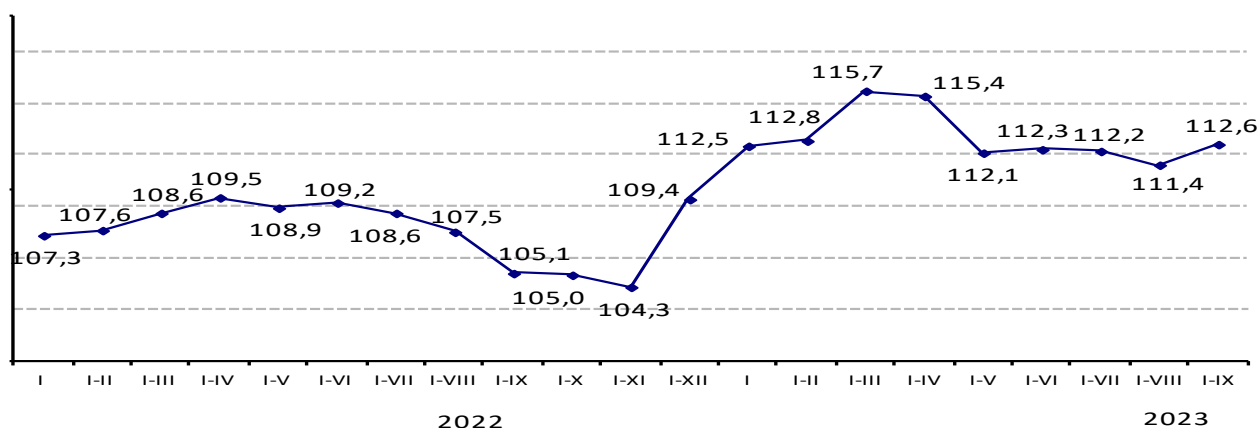
2. Volume of completed construction works

The increase in the volume of construction work in January-September 2023 compared to January-September 2022 is associated with construction and repair of structures (by 23.8%) and non-residential buildings (by 8%).

By types of construction work (services) performed in January-September 2023, the largest share is occupied by construction of non-residential buildings (20.3% in the total volume), residential buildings (14,3%) and automobile road (14.2%).

Indices of the physical volume of construction work

as a percentage of the corresponding period of the previous year



Dynamic tables:

[The volume of completed construction works \(services\) by months](#)

In the regional context, an increase in the volume of construction work was observed in nineteen regions of the republic. Significant growth was noted in the regions of Mangystau (by 66.5%), Zhetisu (by 64.6%), Abai (by 48%), Batys Kazakhstan (by 41.9%), Kyzylorda (by 26.4%), Aktobe (by 24.1%), Soltustik Kazakhstan (by 22.2%), Kostanai (by 21.2%), Karagandy (by 19.2%), Pavlodar (by 18.4%), Zhambyl (by 12.6%) regions and Astana city (by 10.7%).

The volume of completed construction works (services)

	Total, thousand tenge	September 2023 as a percentage to		January-September 2023 as a percentage to January-September 2022	As a percentage of the republican volume
		August 2023	September 2022		
Republic of Kazakhstan	4 707 638 815	204,0	115,1	112,6	100,0
Abai	130 835 154	312,9	175,8	148,0	2,8
Akmola	172 285 918	158,4	85,8	103,8	3,7
Aktobe	216 457 446	227,1	122,1	124,1	4,6
Almaty	189 180 476	100,0	104,5	101,0	4,0

Atyrau	843 407 320	101,3	66,4	100,5	17,9
Batys Kazakhstan	200 895 316	230,8	123,3	141,9	4,3
Zhambyl	174 080 598	282,1	85,5	112,6	3,7
Zhetisu	144 967 528	287,4	158,3	164,6	3,1
Karagandy	303 234 313	224,1	179,4	119,2	6,4
Kostanai	158 154 056	245,6	153,1	121,2	3,4
Kyzylorda	116 910 009	393,4	101,3	126,4	2,5
Mangystau	213 111 948	631,3	294,3	166,5	4,5
Pavlodar	214 352 534	365,1	124,7	118,4	4,5
Soltustik Kazakhstan	101 896 414	445,2	135,9	122,2	2,2
Turkistan	230 839 461	211,8	128,1	109,1	4,9
Ulytau	65 122 875	292,5	138,5	91,4	1,4
Shygys Kazakhstan	191 007 725	218,9	103,8	105,4	4,0
Astana city	513 391 252	213,6	154,7	110,7	10,9
Almaty city	389 735 993	130,3	85,5	100,3	8,3
Shymkent city	137 772 479	227,9	85,2	100,7	2,9

Spreadsheets:

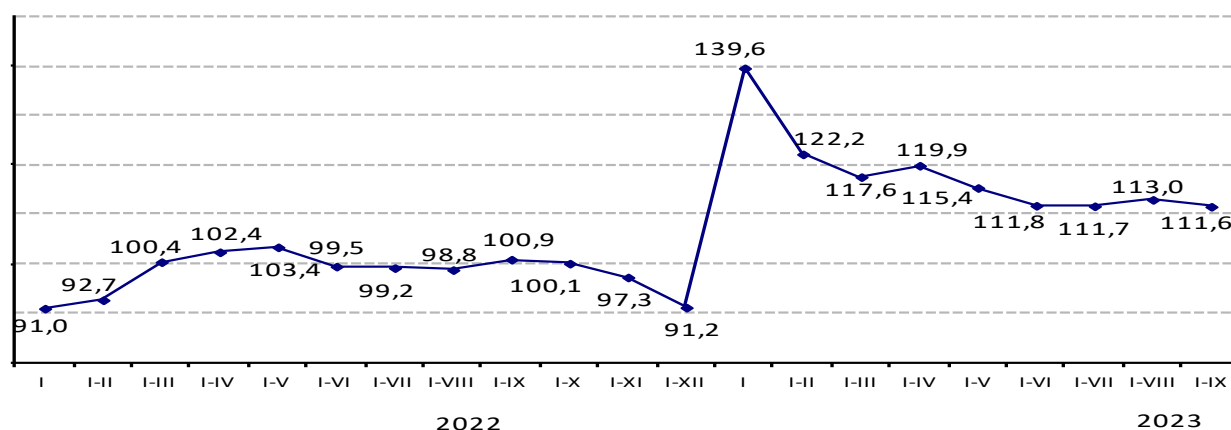
[Key indicators of enterprises and organizations engaged in construction activities, including by types of facilities and types of work](#)
[The volume of completed construction works \(services\) by the dimension of enterprises](#)
[The volume of completed construction works \(services\) by technological structure](#)

3. Commissioning of residential buildings

In January-September 2023, the total area of new facilities put into operation amounted to 13289,4 thousand square meters

Indices of the physical volume of commissioned housing

as a percentage of the corresponding period of the previous year



Dynamic table:

[Commissioning of residential buildings](#)

The total area of housing commissioned increased by 11.6% compared to January-September 2022 and amounted to 11697.9 thousand sq.m., of which 6901.2 thousand sq.m. - multi-apartment and 4734.4 thousand sq.m. - individual houses. Most of the housing – 10741.3 thousand sq.m. or 91.8% was put into operation by private developers, of which the population is 4830.7 thousand square meters.

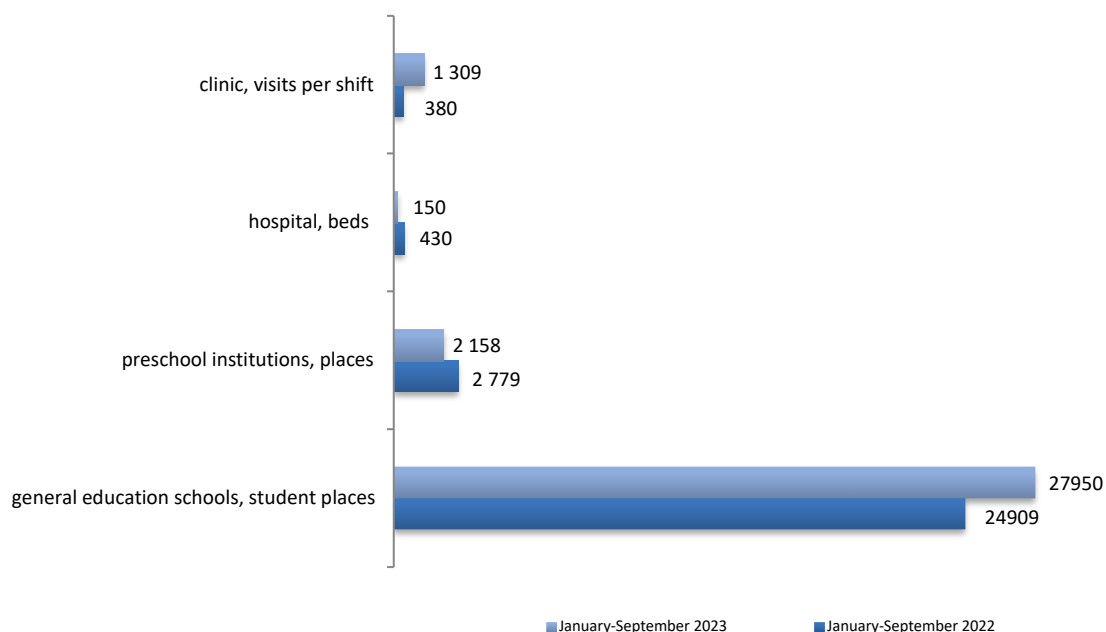
Total area of commissioned residential buildings

	Residential buildings commissioned		including developers				
	sq. meters of total area	as a percentage of the corresponding period of the previous year	state property	private property	of them		foreign property
					population	as a percentage of the corresponding period of the previous year	
Republic of Kazakhstan	11 697 878	111,6	841 517	10 741 246	4 830 703	98,7	115 115
Abai	201 999	116,4	38 711	163 288	68 892	98,2	-
Akmola	481 535	102,2	5 629	468 640	247 377	93,1	7 266

Aktobe	656 377	103,2	8 086	641 536	429 549	115,0	6 755
Almaty	713 733	104,0	17 137	652 879	543 822	93,6	x
Atyrau	494 100	84,0	-	479 822	341 040	86,4	14 278
Batys Kazakhstan	402 103	100,5	20 437	381 666	210 272	129,5	-
Zhambyl	501 768	100,2	51 373	450 395	413 719	102,6	-
Zhetisu	198 359	111,2	68 921	129 438	103 843	78,4	-
Karagandy	363 247	102,4	22 332	340 915	63 896	62,9	-
Kostanai	375 342	109,4	40 244	330 029	121 599	86,0	x
Kyzylorda	617 965	118,9	14 619	603 346	593 521	117,4	-
Mangystau	706 796	111,8	34 563	649 666	261 022	73,9	x
Pavlodar	200 582	104,8	21 626	178 956	90 411	84,3	-
Soltustik Kazakhstan	137 650	112,4	-	122 187	82 056	118,6	15 463
Turkistan	669 416	107,1	156 449	512 967	490 277	130,9	-
Ulytau	46 564	130,2	7 340	39 224	31 548	159,1	-
Shygys Kazakhstan	193 160	108,8	22 647	170 513	64 917	89,8	-
Astana city	2 557 864	140,0	269 912	2 287 952	37 057	55,3	-
Almaty city	1 620 255	107,2	-	1 620 255	345 969	82,6	-
Shymkent city	559 063	110,3	41 491	517 572	289 916	103,6	-

In the field of education and healthcare, in January-September 2023, 49 general education schools for 27950 student places, 28 preschool institutions for 2158 places, 1 hospital for 150 beds and 18 clinic for 1309 visits per shift were put into operation.

Commissioning of social and cultural facilities



Spreadsheets:

[Main characteristics of commissioned facilities](#)

[The actual cost of construction of commissioned facilities](#)

[Investments in housing construction \(by sources of financing and forms of ownership\)](#)

[Commissioning of residential buildings \(total and usable area of commissioned residential buildings\)](#)

[Commissioning of individual and multi-apartment residential buildings](#)

[Average actual construction costs for 1 sq. meters of the total area of residential buildings](#)

[Commissioning of the total area of housing per 1000 people](#)

[Commissioning of educational and healthcare facilities](#)

4. Glossary

Construction and installation work - construction work on the construction of buildings and structures, expansion, reconstruction and technical re-equipment; work on the installation of power, technological and other equipment.

Construction object - a separate building or structure with all related equipment, inventory, tools, galleries, flyovers, internal engineering networks and communications, for the construction (reconstruction, expansion) of which an independent object estimate is compiled.

5. Methodological explanations

Construction organizations include all general construction and specialized organizations, including repair and construction organizations. The main activity of construction organizations is to perform work under contracts with customers related to the type of economic activity "Construction" in accordance with the state "General Classifier of types of Economic Activities (GCTEA).

The volume of construction work includes the cost of construction work performed by enterprises engaged in construction activities under concluded construction contracts, which includes construction of new facilities, major and current repairs, reconstruction, modernization of residential and non-residential buildings, engineering structures.

The index of the physical volume of construction works (services) is determined by the ratio of the volumes of completed construction works of the analyzed period to the previous period in actual prices, taking into account the deflator (price index).

The total area of a residential building (residential building) is calculated as the sum of the total areas of all dwellings and the areas of all non-residential premises, as well as the areas of parts of a residential building that are common property.

More detailed methodological explanations are available at the following links:

Methodology for the formation of construction statistics indicators

Methodology for determining the gross output for the industry "Construction"

6. Links to related publications

[Statistical compilation "Investment and construction activities in the Republic of Kazakhstan"](#)

[Statistical compilation "Transport in the Republic of Kazakhstan"](#)

7. Useful links

Statistical form "Report on completed construction works (services)" (index 1-KS monthly);

Statistical form "Report on the commissioning of facilities" (index 2-KS, monthly);

Statistical form "Report on the commissioning of facilities by individual developers" (index 1-IS, monthly);

Information-analytical system "Taldau"/Construction and investments

Quality Report

Responsible for the release: Department of Production and Environment statistics	Director of the Department: A. Shauenova Tel. +7 7172 749056	Executor: O.Edel Tel. +7 7172 749313 E-mail: o.edel@aspire.gov.kz	Address: 010000, Astana city Mangilik el avenue, 8 House of Ministries, Entrance 4
---	---	---	--