

# On the execution of construction work and commissioning of facilities from January to August 2023

Date of release: September 18, 2023

Next date of release: October 17, 2023

1. Key points
2. Volumes of completed construction works
3. Commissioning of residential buildings
4. Glossary
5. Methodological explanations
6. Links to related publications
7. Useful links

## 1. Key points

In January-August 2023, the volume of construction work increased by 11.4% and amounted to 3521.8 billion tenge.

Of the total volume of construction work in the republic, private construction organizations – 85.4%, foreign – 14.4% and state – 0.2% were performed.

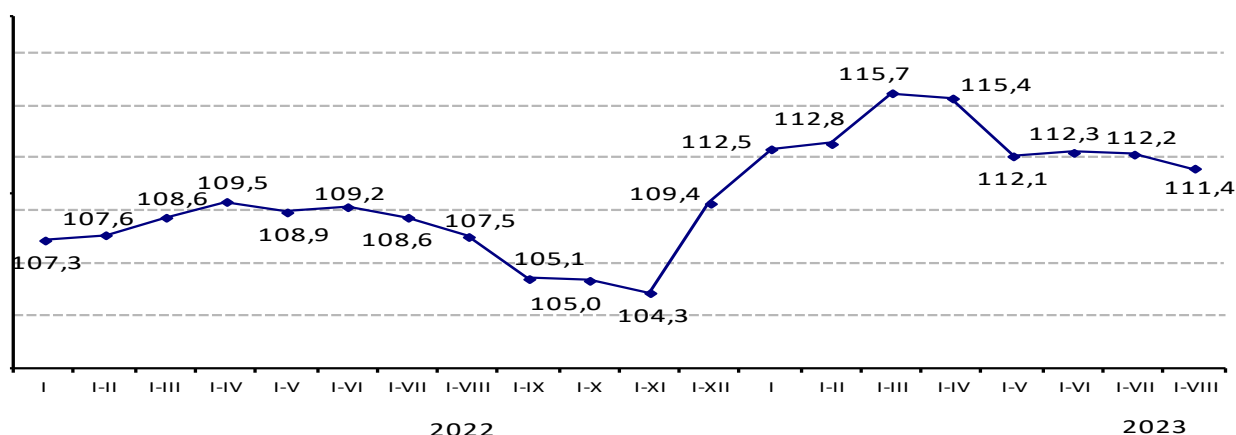
## 2. Volume of completed construction works

The increase in the volume of construction work in January-August 2023 compared to January-August 2022 is associated with construction and repair of structures (by 20.6%) and non-residential buildings (by 10.1%).

By types of construction work (services) performed in January-August 2023, the largest share is occupied by construction of non-residential buildings (20.4% in the total volume), automobile road (14,1%) and residential buildings (13.5%).

### Indices of the physical volume of construction work

as a percentage of the corresponding period of the previous year



### Dynamic tables:

[The volume of completed construction works \(services\) by months](#)

In the regional context, an increase in the volume of construction work was observed in 18 regions of the republic. Significant growth was noted in the regions of Zhetisu (by 66,8%), Batys Kazakhstan (by 49,4%), Kyzylorda (by 45,4%), Abai (by 37,2%), Zhambyl (by 24,8%), Mangystau (by 24,6%), Aktobe (by 24,2%), Soltustik Kazakhstan (by 14,9%), Pavlodar (by 14,3%) Kostanai (by 12%), Akmola regions (by 11,6%),.

### The volume of completed construction works (services)

	Total, thousand tenge	August 2023 as a percentage to		January-August 2023 as a percentage to January-August 2022	As a percentage of the republican volume
		July 2023	August 2022		
<b>Republic of Kazakhstan</b>	3 521 759 586	107,1	106,8	111,4	100,0
Abai	89 357 521	101,5	100,1	137,2	2,5
Akmola	127 098 079	112,0	81,9	111,6	3,6
Aktobe	151 747 303	106,7	144,6	124,2	4,3
Almaty	152 535 065	159,3	102,7	100,1	4,3
Atyrau	714 045 126	117,2	140,6	110,6	20,3

Batys Kazakhstan	150 299 034	77,8	141,1	149,4	4,3
Zhambyl	133 852 398	126,5	84,0	124,8	3,8
Zhetisu	98 852 314	96,5	137,7	166,8	2,8
Karagandy	217 693 065	116,6	104,3	105,1	6,2
Kostanai	115 165 868	64,3	94,2	112,0	3,3
Kyzylorda	74 904 141	100,7	131,1	145,4	2,1
Mangystau	120 816 852	77,6	90,4	124,6	3,4
Pavlodar	140 130 955	95,9	111,1	114,3	4,0
Soltustik Kazakhstan	64 265 411	118,5	96,6	114,9	1,8
Turkistan	181 730 449	114,5	113,6	104,6	5,2
Ulytau	47 240 872	101,2	64,0	80,9	1,3
Shygys Kazakhstan	142 589 122	99,0	103,7	105,6	4,0
Astana city	375 084 465	115,6	99,4	99,9	10,7
Almaty city	322 271 210	102,2	82,3	103,8	9,2
Shymkent city	102 080 336	104,9	99,0	107,1	2,9

### Spreadsheets:

[Key indicators of enterprises and organizations engaged in construction activities, including by types of facilities and types of work](#)

[The volume of completed construction works \(services\) by the dimension of enterprises](#)

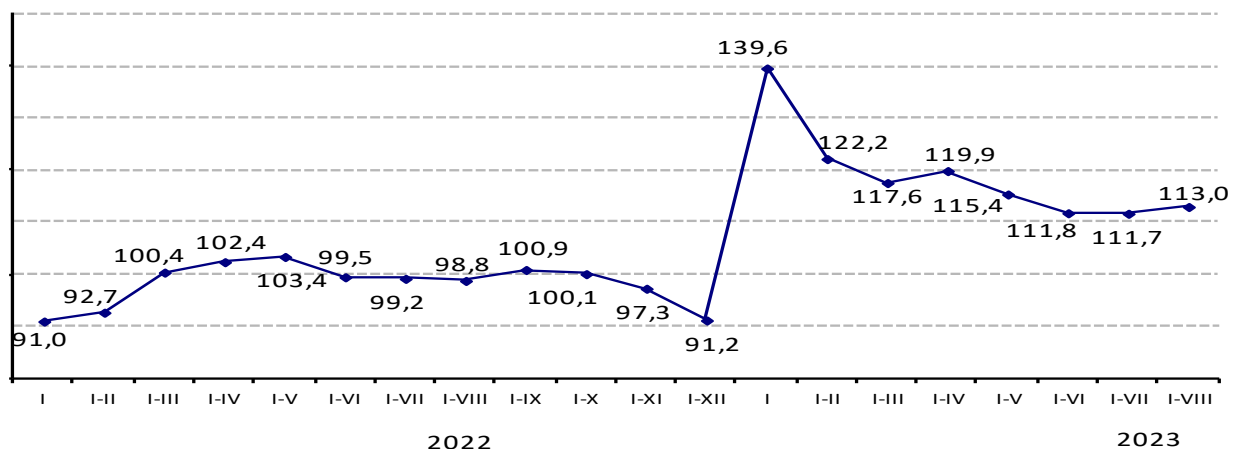
[The volume of completed construction works \(services\) by technological structure](#)

### 3. Commissioning of residential buildings

In January-August 2023, the total area of new facilities put into operation amounted to 11320,1 thousand square meters

#### Indices of the physical volume of commissioned housing

as a percentage of the corresponding period of the previous year



### Dynamic table:

[Commissioning of residential buildings](#)

The total area of housing commissioned increased by 13% compared to January-August 2022 and amounted to 9990,3 thousand sq.m., of which 5867,2 thousand sq.m. - multi-apartment and 4076 thousand sq.m. - individual houses. Most of the housing – 9221,5 thousand sq.m. or 92,3% was put into operation by private developers, of which the population is 4134,6 thousand square meters.

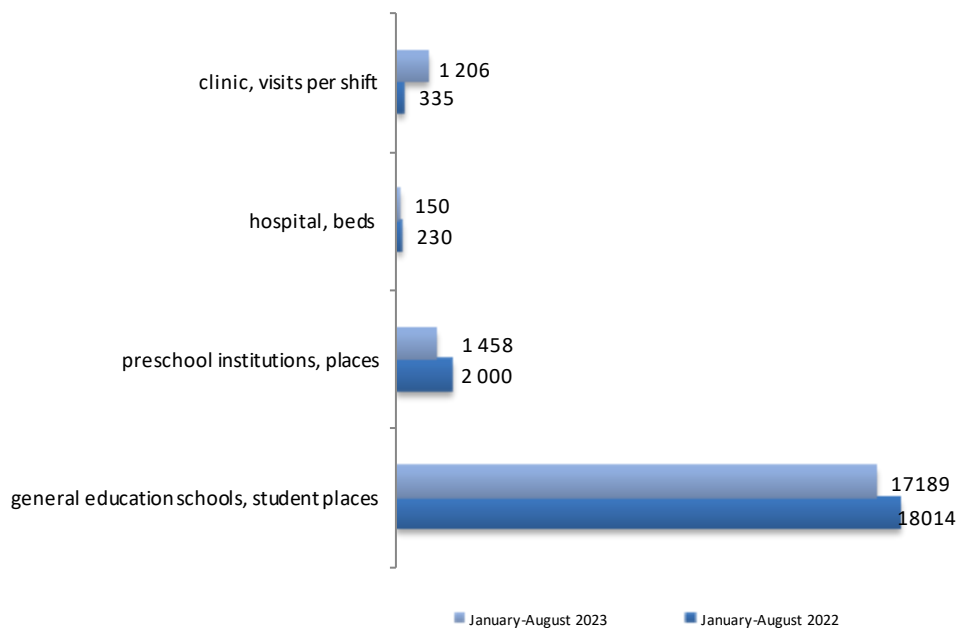
#### Total area of commissioned residential buildings

	Residential buildings commissioned		including developers				
	sq. meters of total area	as a percentage of the corresponding period of the previous year	state property	private property	of them		foreign property
					population	as a percentage of the corresponding period of the previous year	
<b>Republic of Kazakhstan</b>	9 990 334	113,0	657 807	9 221 473	4 134 613	98,7	111 054
Abai	165 942	128,0	10 021	155 921	61 711	97,4	-
Akmola	412 549	103,2	5 629	399 654	214 424	92,2	7 266

Aktobe	514 295	102,2	6 021	501 519	333 747	111,2	6 755
Almaty	657 742	103,5	6 625	607 400	498 343	92,9	x
Atyrau	367 182	73,3	-	352 904	282 456	82,8	14 278
Batys Kazakhstan	321 284	100,2	13 882	307 402	147 442	114,7	-
Zhambyl	389 935	101,2	21 280	368 655	338 251	101,9	-
Zhetisu	124 508	106,8	24 782	99 726	82 561	79,7	-
Karagandy	278 623	99,0	18 297	260 326	53 758	68,6	-
Kostanai	312 318	103,6	40 244	267 005	108 909	88,1	x
Kyzylorda	546 872	119,8	8 410	538 462	530 549	120,0	-
Mangystau	552 425	96,3	34 563	495 295	225 964	71,3	x
Pavlodar	175 124	115,8	21 626	153 498	73 309	91,6	-
Soltustik Kazakhstan	112 812	105,1	-	101 410	71 771	119,0	11 402
Turkistan	525 628	108,1	110 359	415 269	405 085	127,6	-
Ulytau	39 709	156,7	7 340	32 369	24 693	211,9	-
Shygys Kazakhstan	155 558	107,2	17 325	138 233	53 730	84,0	-
Astana city	2 341 671	139,5	269 912	2 071 759	32 676	53,6	-
Almaty city	1 486 447	122,5	-	1 486 447	344 950	92,5	-
Shymkent city	509 710	119,4	41 491	468 219	250 284	111,1	-

In the field of education and healthcare, in January-August 2023, 33 general education schools for 17189 student places, 19 preschool institutions for 1458 places, 1 hospital for 150 beds and 13 clinic for 1206 visits per shift were put into operation.

#### Commissioning of social and cultural facilities



#### Spreadsheets:

[Main characteristics of commissioned facilities](#)

[The actual cost of construction of commissioned facilities](#)

[Investments in housing construction \(by sources of financing and forms of ownership\)](#)

[Commissioning of residential buildings \(total and usable area of commissioned residential buildings\)](#)

[Commissioning of individual and multi-apartment residential buildings](#)

[Average actual construction costs for 1 sq. meters of the total area of residential buildings](#)

[Commissioning of the total area of housing per 1000 people](#)

[Commissioning of educational and healthcare facilities](#)

#### 4. Glossary

Construction and installation work - construction work on the construction of buildings and structures, expansion, reconstruction and technical re-equipment; work on the installation of power, technological and other equipment.

Construction object - a separate building or structure with all related equipment, inventory, tools, galleries, flyovers, internal engineering networks and communications, for the construction (reconstruction, expansion) of which an independent object estimate is compiled.

#### 5. Methodological explanations

Construction organizations include all general construction and specialized organizations, including repair and construction organizations. The main activity of construction organizations is to perform work under contracts with customers related to the type of economic activity "Construction" in accordance with the state "General Classifier of types of Economic Activities (GCTEA).

The volume of construction work includes the cost of construction work performed by enterprises engaged in construction activities under concluded construction contracts, which includes construction of new facilities, major and current repairs, reconstruction, modernization of residential and non-residential buildings, engineering structures.

The index of the physical volume of construction works (services) is determined by the ratio of the volumes of completed construction works of the analyzed period to the previous period in actual prices, taking into account the deflator (price index).

The total area of a residential building (residential building) is calculated as the sum of the total areas of all dwellings and the areas of all non-residential premises, as well as the areas of parts of a residential building that are common property.

**More detailed methodological explanations are available at the following links:**

Methodology for the formation of construction statistics indicators

Methodology for determining the gross output for the industry "Construction"

## 6. Links to related publications

[Statistical compilation "Investment and construction activities in the Republic of Kazakhstan"](#)

[Statistical compilation "Transport in the Republic of Kazakhstan"](#)

## 7. Useful links

Statistical form "Report on completed construction works (services)" (index 1-KS monthly);

Statistical form "Report on the commissioning of facilities" (index 2-KS, monthly);

Statistical form "Report on the commissioning of facilities by individual developers" (index 1-IS, monthly);

Information-analytical system "Taldau"/Construction and investments

Quality Report

<b>Responsible for the release:</b> Department of Production and Environment statistics	<b>Director of the Department:</b> A. Shauenova Tel. +7 7172 749056	<b>Executor:</b> O.Edel Tel. +7 7172 749313 E-mail: o.edel@aspire.gov.kz	<b>Address:</b> 010000, Astana city Mangilik el avenue, 8 House of Ministries, Entrance 4
---	---	---	--