

On the implementation of construction work and commissioning of facilities in January 2023

Date of release: february 17, 2023
Next date of release: – march 17, 2023

1. Key points
2. Volumes of completed construction works
3. Commissioning of residential buildings
4. Glossary
5. Methodological explanations
6. Links to related publications
7. Useful links

1. Key points

The construction industry is one of the fastest growing sectors of the economy and has steadily positive growth over the past two years .

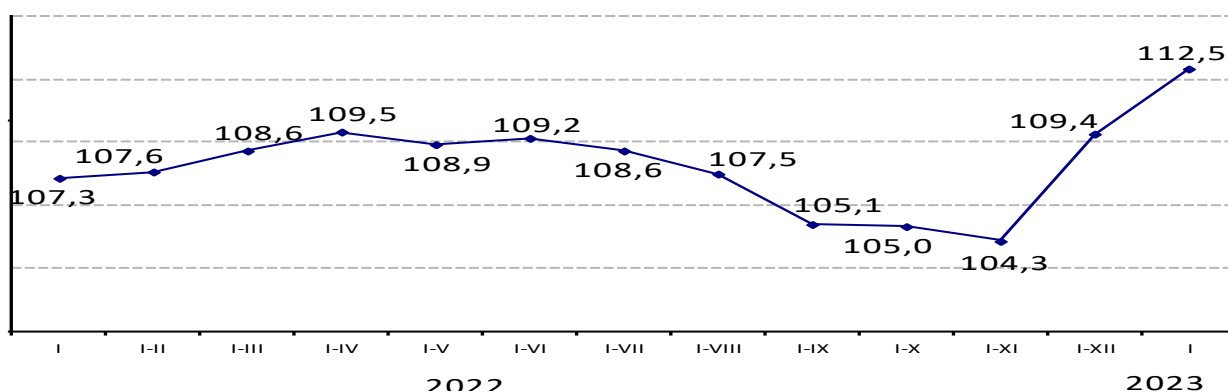
2. Volume of completed construction works

In January 2023. The volume of construction works increased by 12.5% and amounted to 101.6 billion tenge.

Of the total volume of construction works in the republic was carried out by private construction organizations – 60.7%, foreign - 39.1%, and state - 0.2%.

Indices of the physical volume of construction work

as a percentage of the corresponding period of the previous year



Dynamic tables:

[The volume of completed construction works \(services\) by months](#)

The increase in the volume of construction works in January 2023 compared to January 2022 is due to the construction and repair of non-residential buildings (39.1%) and structures (by 14.4%).

By types of construction works (services) performed in January 2023 for a large share of suburban works on the construction of non-residential buildings (27.6%) and residential buildings (13.1%).

In the regional context, an increase in the volume of construction work was observed in 15 regions of the republic. The largest growth was noted in Soltustik Kazakhstan (by 1.2 times), Akmola (by 1.1 times), Almaty (by 57.4%), Ulytau (by 40.7%), Aktobe (by 38.4%), Kyzylorda (by 35.9%), Zhambyl (by 35.5%), Atyrau (by 29.6%), Mangystau (by 28.8%) regions.

The volume of completed construction works (services)

	Total, thousand tenge	January 2023, as a percentage of		As a percentage of the republican volume
		December 2022	January 2022	
Republic of Kazakhstan	101 609 411	8,0	112,5	100,0
Abai	310 163	0,5	108,4	0,3
Akmola	1 875 621	3,1	214,6	1,8
Aktobe	3 981 730	8,7	138,4	3,9
Almaty	1 613 529	2,4	157,4	1,6
Atyrau	40 232 469	21,3	129,6	39,6
Batys Kazakhstan	2 610 237	5,4	66,5	2,6

Zhambyl	2 285 632	4,3	135,5	2,2
Zhetisu	519 863	2,5	74,8	0,5
Karagandy	3 611 366	4,8	68,1	3,6
Kostanai	2 943 541	11,6	105,3	2,9
Kyzylorda	1 371 225	7,5	135,9	1,3
Mangystau	3 554 134	7,2	128,8	3,5
Pavlodar	2 326 975	3,4	93,0	2,3
Soltustik Kazakhstan	1 334 296	4,3	223,4	1,3
Turkistan	2 909 181	3,6	84,2	2,9
Ulytau	2 193 013	10,6	140,7	2,2
Shygys Kazakhstan	3 984 304	8,6	100,4	3,9
Astana city	15 312 143	10,3	100,2	15,1
Almaty city	6 933 497	6,7	100,5	6,8
Shymkent city	1 706 492	3,4	100,3	1,7

Spreadsheets:

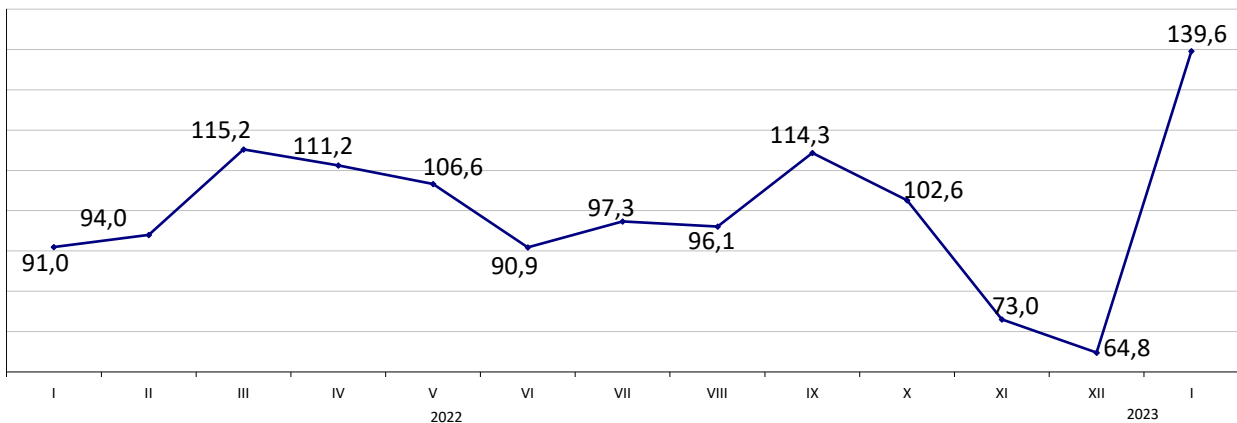
[Key indicators of enterprises and organizations engaged in construction activities, including by types of facilities and types of work](#)
[The volume of completed construction works \(services\) by the dimension of enterprises](#)
[The volume of completed construction works \(services\) by technological structure](#)
[The volume of completed construction works \(services\) by types of facilities under construction](#)

3. Commissioning of residential buildings

In January 2023, the total area of new facilities put into operation amounted to 1121.6 thousand square meters

Indices of the physical volume of commissioned housing

as a percentage of the corresponding period of the previous year



Dynamic table:

[Commissioning of residential buildings](#)

The total area of housing commissioned increased by 39.6% compared to January 2022 and amounted to 1 017 thousand sq.m., of which 626 thousand sq.m. - multi-apartment and 390 thousand sq.m. are - individual houses. Most of the housing – 955.8 thousand sq.m. or 94% was put into operation by private developers, of which the population is 393.5 thousand square meters, which is 38.7% of the total volume of commissioning.

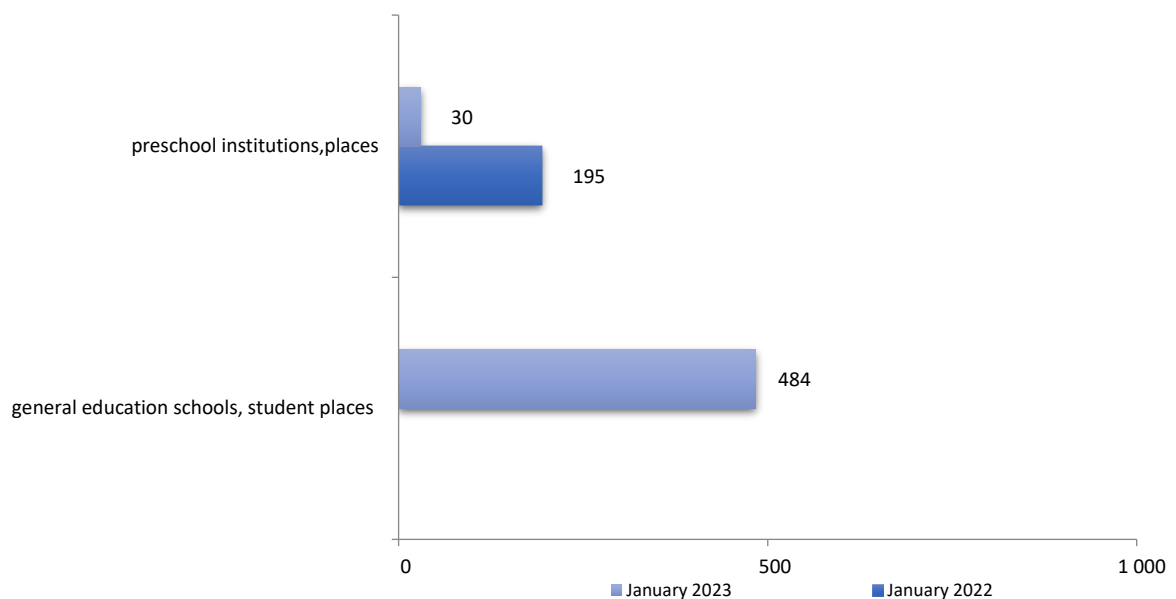
Total area of commissioned residential buildings

	Residential buildings commissioned		including developers				
	sq. meters of total area	as a percentage of the corresponding period of the previous year	state property	private property	of them		foreign property
					population	as a percentage of the corresponding period of the previous year	
Republic of Kazakhstan	1 016 955	139,6	17 477	955 761	393 473	114,2	x
Abai	5 889	52,2	-	5 889	3 288	125,1	-
Akmola	75 946	141,0	-	75 946	29 073	170,4	-
Aktobe	41 107	103,0	-	41 107	26 898	95,3	-
Almaty	76 065	292,8	-	x	32 348	253,4	x
Atyrau	49 756	163,8	-	49 756	33 456	110,2	-

Batys Kazakhstan	25 347	104,7	1 241	24 106	15 822	116,2	-
Zhambyl	26 371	114,2	-	26 371	26 371	114,2	-
Zhetisu	8 401	110,4	-	8 401	8 401	110,4	-
Karagandy	83 535	153,3	-	83 535	3 410	38,4	-
Kostanai	76 974	101,4	11 833	65 141	24 151	75,0	-
Kyzylorda	49 841	112,3	4 403	45 438	45 438	102,4	-
Mangystau	34 069	73,4	-	34 069	15 891	64,8	-
Pavlodar	3 393	110,4	-	3 393	3 393	110,4	-
Soltustik Kazakhstan	1 892	74,5	-	1 892	1 892	94,4	-
Turkistan	38 701	129,8	-	38 701	38 701	129,8	-
Ulytau	1 045	8,2	-	1 045	1 045	38,1	-
Shygys Kazakhstan	4 202	105,5	-	4 202	4 202	105,5	-
Astana city	210 027	163,0	-	210 027	3 203	92,7	-
Almaty city	166 608	232,7	-	166 608	47 003	181,1	-
Shymkent city	37 786	98,5	-	37 786	29 487	105,0	-

In the field of education and healthcare, in January 2023, 1 general education schools for 484 student places was put into operation. 1 preschool institutions for 30 places.

Commissioning of social and cultural facilities



Spreadsheets:

[Main characteristics of commissioned facilities](#)

[The actual cost of construction of commissioned facilities](#)

[Investments in housing construction \(by sources of financing and forms of ownership\)](#)

[Commissioning of residential buildings \(total and usable area of commissioned residential buildings\)](#)

[Commissioning of individual and multi-apartment residential buildings](#)

[Average actual construction costs for 1 sq. meters of the total area of residential buildings](#)

[Commissioning of the total area of housing per 1000 people](#)

[Commissioning of educational and healthcare facilities](#)

4. Glossary

Construction and installation work - construction work on the construction of buildings and structures, expansion, reconstruction and technical re-equipment; work on the installation of power, technological and other equipment.

Construction object - a separate building or structure with all related equipment, inventory, tools, galleries, flyovers, internal engineering networks and communications, for the construction (reconstruction, expansion) of which an independent object estimate is compiled.

5. Methodological explanations

Construction organizations include all general construction and specialized organizations, including repair and construction organizations. The main activity of construction organizations is to perform work under contracts with customers related to the type of economic activity "Construction" in accordance with the state "General Classifier of types of Economic Activities (GCTEA).

The volume of construction work includes the cost of construction work performed by enterprises engaged in construction activities under concluded construction contracts, which includes construction of new facilities, major and current repairs, reconstruction, modernization of residential and non-residential buildings, engineering structures.

The index of the physical volume of construction works (services) is determined by the ratio of the volumes of completed construction works of the analyzed period to the previous period in actual prices, taking into account the deflator (price index).

The total area of a residential building (residential building) is calculated as the sum of the total areas of all dwellings and the areas of all non-residential premises, as well as the areas of parts of a residential building that are common property.

More detailed methodological explanations are available at the following links:

[Methodology for the formation of construction statistics indicators](#)

[Methodology for determining the gross output for the industry "Construction"](#)

6. Links to related publications

[Statistical compilation "Investment and construction activities in the Republic of Kazakhstan"](#)

[Statistical compilation "Transport in the Republic of Kazakhstan"](#)

7. Useful links

[Statistical form "Report on completed construction works \(services\)" \(index 1-KS monthly\);](#)

[Statistical form "Report on the commissioning of facilities" \(index 2-KS, monthly\);](#)

[Statistical form "Report on the commissioning of facilities by individual developers" \(index 1-IS, monthly\);](#)

[Information-analytical system "Taldau"/Construction and investments](#)

[Quality Report](#)

Responsible for the release: Department of Production and Environment statistics	Director of the Department: A. Shauenova Tel. +7 7172 749056	Executor: O.Edel Tel. +7 7172 749313 E-mail: o.edel@aspire.gov.kz	Address: 010000, Astana city Mangilik el avenue, 8 House of Ministries, Entrance 4
---	---	---	--