

On the implementation of construction work and commissioning of facilities in January-April 2023

Date of release: May17, 2023

Next date of release: – June 16, 2023

1. Key points
2. Volumes of completed construction works
3. Commissioning of residential buildings
4. Glossary
5. Methodological explanations
6. Links to related publications
7. Useful links

1. Key points

In January-April 2023, the volume of construction work increased by 15.4% and amounted to 1015.1 billion tenge.

Of the total volume of construction work in the republic, private construction organizations – 79.6%, foreign – 20.2% and state – 0.2% were performed.

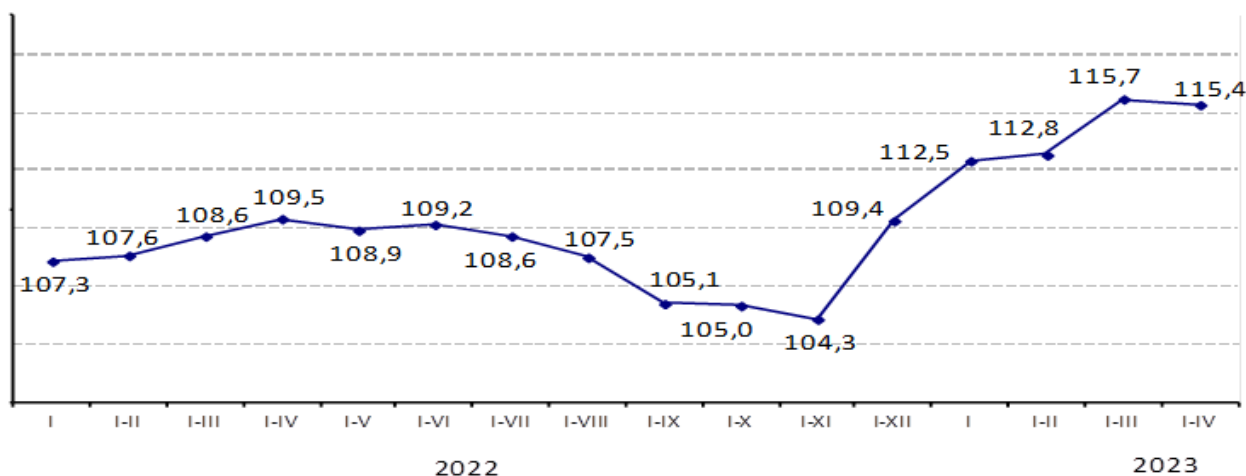
2. Volume of completed construction works

The increase in the volume of construction work in January-April 2023 compared to January-April 2022 is associated with construction and repair of non-residential buildings (by 21%) and structures (by 20.6%).

By types of construction work (services) performed in January-April 2023, the largest share is occupied by construction of non-residential buildings (21.2%in the total volume) and residential buildings (13.2%).

Indices of the physical volume of construction work

as a percentage of the corresponding period of the previous year



Dynamic tables:

[The volume of completed construction works \(services\) by months](#)

In the regional context, an increase in the volume of construction work was observed in all regions of the republic. Significant growth was noted in the regions of Abay (by 59.8%), Zhambyl (by 47.3%), Kyzylorda (by 44%), Mangystau (by 39.4%), Batys Kazakhstan (by 34%), Zhetisu (by 21.4%), Soltustik Kazakhstan (by 19.2%), Atyrau (by 17.8%), Aktobe (by 15%) regions and in the city of Shymkent (by 23.7%).

The volume of completed construction works (services)

	Total, thousand tenge	April 2023 as a percentage to		January-April 2023 as a percentage to January-April 2022	As a percentage of the republican volume
		March 2023	April 2022		
Republic of Kazakhstan	1 015 053 825	82,0	114,5	115,4	100,0
Abay	25 636 663	50,1	168,7	159,8	2,5
Akmola	18 303 591	68,1	97,5	100,5	1,8

Aktobe	38 120 730	64,3	77,4	115,0	3,7
Almaty	34 302 449	89,7	126,8	101,8	3,4
Atyrau	269 075 864	154,5	118,4	117,8	26,5
Batys Kazakhstan	38 292 447	112,4	259,7	134,0	3,8
Zhambyl	39 734 296	56,8	210,5	147,3	3,9
Zhetisu	16 749 810	131,5	97,6	121,4	1,7
Karaganda	54 270 479	73,6	85,4	102,8	5,3
Kostanai	31 025 628	68,7	116,3	112,2	3,1
Kyzylorda	19 458 800	39,1	165,0	144,0	1,9
Mangystau	47 061 437	46,0	127,8	139,4	4,6
Pavlodar	26 065 153	101,9	92,0	106,1	2,6
SoltustikKazakhstan	16 920 317	46,8	181,4	119,2	1,7
Turkistan	46 900 415	93,0	103,4	112,9	4,6
Ulytau	19 861 810	105,9	135,4	109,5	2,0
Shygys Kazakhstan	47 533 643	71,6	95,9	108,5	4,7
Astana city	93 258 267	113,9	119,5	113,0	9,2
Almatycity	105 682 055	31,3	86,8	100,8	10,4
Shymkent city	26 799 971	66,5	113,3	123,7	2,6

Spreadsheets:

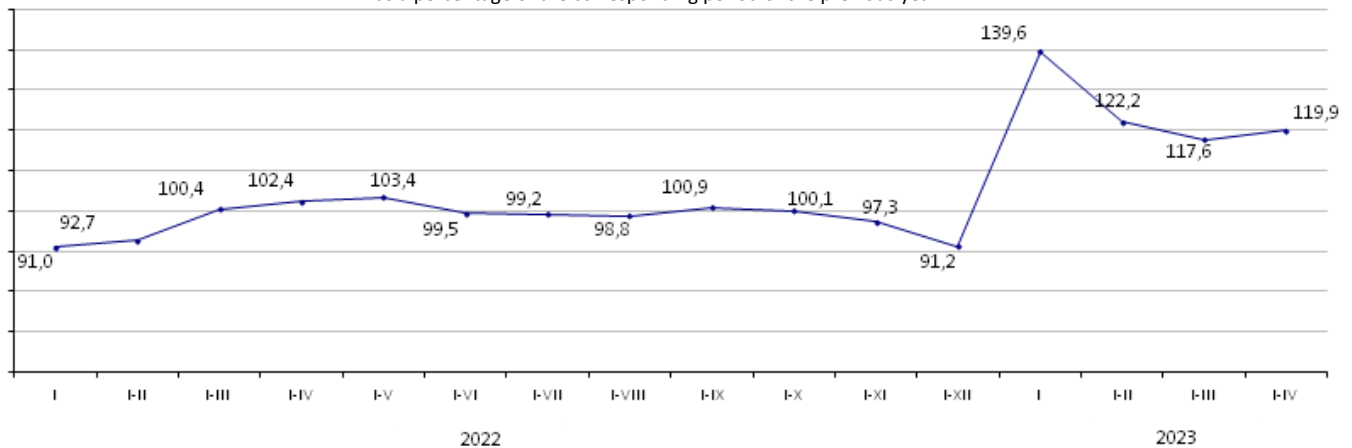
[Key indicators of enterprises and organizations engaged in construction activities, including by types of facilities and types of work](#)
[The volume of completed construction works \(services\) by the dimension of enterprises](#)
[The volume of completed construction works \(services\) by technological structure](#)

3. Commissioning of residential buildings

In January-April 2023, the total area of new facilities put into operation amounted to 4 937.9 thousand square meters

Indices of the physical volume of commissioned housing

as a percentage of the corresponding period of the previous year



Dynamic table:

[Commissioning of residential buildings](#)

The total area of housing commissioned increased by 19.9% compared to January-April 2022 and amounted to 4 329.4 thousand sq.m., of which 2 474.8 thousand sq.m. - multi-apartment and 1 823 thousand sq.m. - individual houses. Most of the housing – 4 150.4 thousand sq.m. or 95,9% was put into operation by private developers, of which the population is 1 843 thousand square meters.

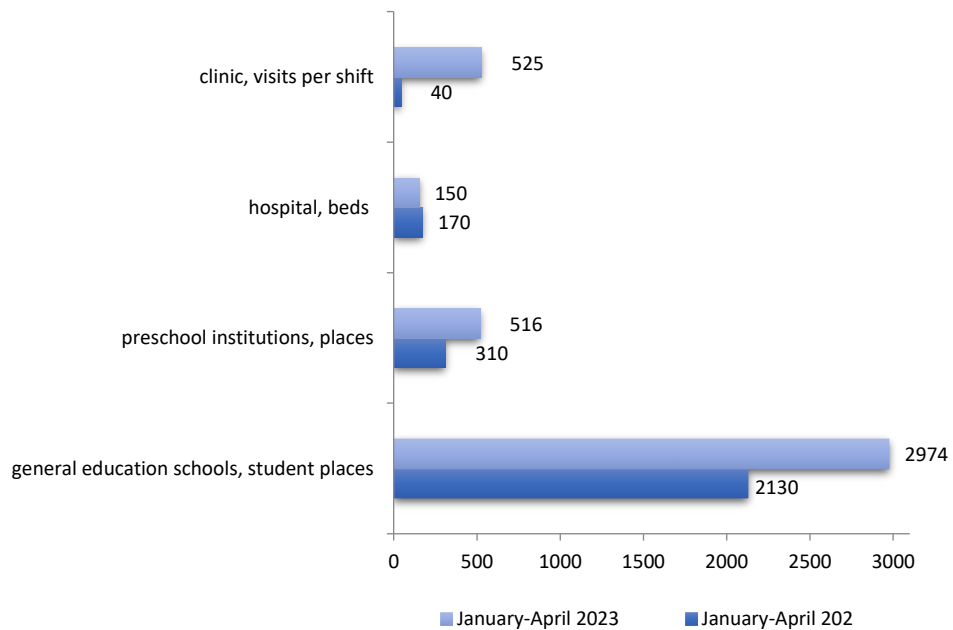
Total area of commissioned residential buildings

	Residential buildings commissioned		including developers				
	sq. meters of total area	as a percentage of the corresponding period of the previous year	state property	private property	of them		foreign property
					population	as a percentage of the corresponding period of the previous year	
Republic of Kazakhstan	4 329 386	119,9	117 565	4 150 432	1 842 957	99,0	61 389

Abay	60 155	105,3	-	60 155	28 947	118,2	-
Akmola	211 984	105,5	x	x	112 606	100,3	x
Aktobe	204 656	101,1	1 417	203 239	123 544	105,1	-
Almaty	316 210	131,0	5 325	x	221 600	108,2	x
Atyrau	167 659	71,4	-	153 381	137 081	86,1	14 278
Batys Kazakhstan	123 632	102,1	1 241	122 391	55 763	97,4	-
Zhambyl	155 134	105,0	12 803	142 331	123 878	87,5	-
Zhetisu	56 571	106,6	5 116	51 455	42 141	95,6	-
Karaganda	177 664	113,9	12 949	164 715	29 213	68,9	-
Kostanai	146 097	104,5	11 833	134 264	55 999	78,2	-
Kyzylorda	174 345	102,4	4 403	169 942	166 136	100,4	-
Mangystau	191 543	60,3	-	191 543	94 459	48,5	-
Pavlodar	55 153	107,4	-	55 153	29 087	156,7	-
SoltustikKazakhstan	35 618	111,1	-	35 618	31 840	134,6	-
Turkistan	164 674	113,8	-	164 674	164 674	126,3	-
Ulytau	21 458	117,3	2 901	18 557	12 413	165,6	-
Shygys Kazakhstan	65 561	107,4	9 102	56 459	19 113	81,6	-
Astana city	958 992	127,7	x	915 196	20 104	62,7	-
Almatycity	835 240	224,8	-	835 240	248 731	136,2	-
Shymkent city	207 040	148,5	4 152	202 888	125 628	116,9	-

In the field of education and healthcare, in January-April 2023, 9 general education schools for 2 974 student places, 10 preschool institutions for 516 places, 1 hospital for 150 beds and 1 clinic for 525 visits per shift were put into operation.

Commissioning of social and cultural facilities



Spreadsheets:

[Main characteristics of commissioned facilities](#)

[The actual cost of construction of commissioned facilities](#)

[Investments in housing construction \(by sources of financing and forms of ownership\)](#)

[Commissioning of residential buildings \(total and usable area of commissioned residential buildings\)](#)

[Commissioning of individual and multi-apartment residential buildings](#)

[Average actual construction costs for 1 sq. meters of the total area of residential buildings](#)

[Commissioning of the total area of housing per 1000 people](#)

[Commissioning of educational and healthcare facilities](#)

4. Glossary

Construction and installation work - construction work on the construction of buildings and structures, expansion, reconstruction and technical re-equipment; work on the installation of power, technological and other equipment.

Construction object - a separate building or structure with all related equipment, inventory, tools, galleries, flyovers, internal engineering networks and communications, for the construction (reconstruction, expansion) of which an independent object estimate is compiled.

5. Methodological explanations

Construction organizations include all general construction and specialized organizations, including repair and construction organizations. The main activity of construction organizations is to perform work under contracts with customers related to the type of economic activity "Construction" in accordance with the state "General Classifier of types of Economic Activities (GCTEA).

The volume of construction work includes the cost of construction work performed by enterprises engaged in construction activities under concluded construction contracts, which includes construction of new facilities, major and current repairs, reconstruction, modernization of residential and non-residential buildings, engineering structures.

The index of the physical volume of construction works (services) is determined by the ratio of the volumes of completed construction works of the analyzed period to the previous period in actual prices, taking into account the deflator (price index).

The total area of a residential building (residential building) is calculated as the sum of the total areas of all dwellings and the areas of all non-residential premises, as well as the areas of parts of a residential building that are common property.

More detailed methodological explanations are available at the following links:

[Methodology for the formation of construction statistics indicators](#)

[Methodology for determining the gross output for the industry "Construction"](#)

6. Links to related publications

[Statistical compilation "Investment and construction activities in the Republic of Kazakhstan"](#)

[Statistical compilation "Transport in the Republic of Kazakhstan"](#)

7. Useful links

[Statistical form "Report on completed construction works \(services\)" \(index 1-KS monthly\);](#)

[Statistical form "Report on the commissioning of facilities" \(index 2-KS, monthly\);](#)

[Statistical form "Report on the commissioning of facilities by individual developers" \(index 1-IS, monthly\);](#)

[Information-analytical system "Taldau"/Construction and investments](#)

[Quality Report](#)

Responsible for the release: Department of Production and Environment Statistics	Department Director: A. Shauenova Tel. +7 7172 749056	Executor: B. Dubirova Tel. +7 7172 749313 E-mail: ba.dubirova@aspire.gov.kz	Address: 010000, Astana Mangilikel avenue, 8 House of Ministries, entrance 4
---	--	---	--