


Youth of Kazakhstan

2019-2023



**Agency for Strategic planning and reforms of the Republic of Kazakhstan
Bureau of National statistics**

Youth of Kazakhstan

2019-2023

Statistical compilation

Astana 2024

Youth of Kazakhstan / statistical compilation / in English / 139 pages.

Agency for strategic planning and reforms of the Republic of Kazakhstan
Bureau of National Statistics

The electronic version is available on the Internet-resource of the Bureau of National Statistics of the Agency for Strategic Planning and Reforms of the Republic of Kazakhstan www.stat.gov.kz.

Address: 010000, Republic of Kazakhstan
Astana city, Mangilik el avenue, 8
House of Ministries, Entrance 4
Agency for Strategic Planning and Reforms
of the Republic of Kazakhstan
Bureau of National Statistics
United contact center: 1446
Electronic address: e.stat@aspire.gov.kz
Internet-resource: <http://stat.gov.kz>

Conventional designations:

-- no case

0.0 - insignificant value

In some cases, minor discrepancies between the total and the sum of the terms are explained by the rounding of the data.

Foreword

This statistical compilation «Youth of Kazakhstan» presents the main statistical indicators on the change in Number of young people, age and gender composition, data on fertility and mortality, marriage and divorce rates, migration, and also reflects information on delinquency, health, education and the situation on the labor market among young people in the Republic of Kazakhstan for 2019-2023.

Content

1. Number and composition of youth.....	6
2. Marriages and divorces.....	11
3. Fertility.....	29
4. Mortality.....	59
5. Migration.....	78
6. Health.....	108
7. Labor market.....	114
8. Criminality.....	120
9. Education.....	125
10. Civil service.....	134
Methodological notes.....	137

1. Number and composition of youth

1.1 Number of youth

at the beginning of the year

	Number of population aged 14-34, people					
	2019*	2020*	2021*	2022	2023	2024
Republic of Kazakhstan	5 725 477	5 684 737	5 660 361	5 694 362	5 726 629	5 759 781
Abay	187 357	183 238	179 902	155 734	153 429	152 089
Akmola	214 754	210 463	208 007	214 348	212 233	210 599
Aktobe	279 000	275 909	273 548	267 103	266 789	266 835
Almaty	409 655	401 573	396 360	422 421	426 117	429 275
Atyrau	199 401	199 210	199 560	205 616	206 413	207 598
Batys Kazakhstan	198 476	195 239	192 354	189 459	187 635	186 577
Zhambyl	335 437	333 026	333 713	351 501	354 039	355 783
Zhetisu	192 425	187 887	184 807	190 259	187 942	186 895
Karagandy	345 113	337 956	331 767	313 676	309 258	306 187
Kostanay	264 190	256 912	250 123	225 019	220 122	216 399
Kyzylorda	248 553	247 952	248 619	243 083	244 865	246 455
Mangystau	216 645	218 556	220 853	226 691	231 137	234 986
Pavlodar	215 670	210 255	205 780	198 139	194 933	192 301
Soltustik Kazakhstan	150 195	146 646	143 748	137 554	134 244	131 332
Turkistan	620 241	628 200	633 411	643 580	654 363	663 260
Ulytau	67 006	66 211	65 578	61 628	61 042	60 686
Shygys Kazakhstan	202 582	196 580	191 948	180 182	176 694	173 356
Astana city	366 907	371 225	372 622	427 020	440 598	455 712
Almaty city	662 070	667 802	672 564	665 349	682 980	695 625
Shymkent city	349 800	349 897	355 097	376 000	381 796	387 831

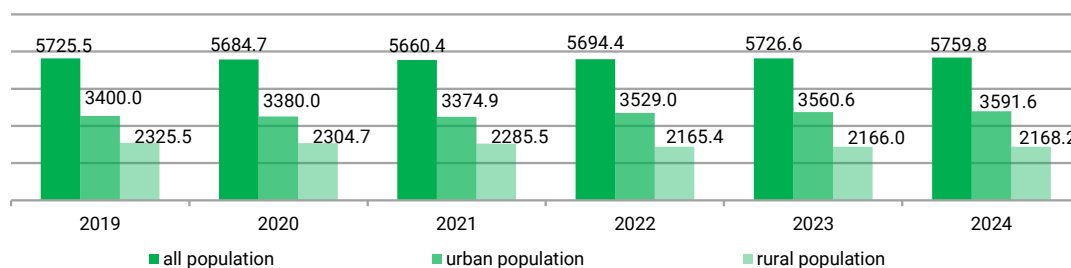
Continuation

	As a percentage of total population					
	2019*	2020*	2021*	2022	2023	2024
Republic of Kazakhstan	31.1	30.5	30.0	29.2	29.0	28.8
Abay	29.0	28.5	28.1	25.5	25.1	25.0
Akmola	29.1	28.6	28.3	27.3	26.9	26.7
Aktobe	32.1	31.3	30.6	29.1	28.7	28.4
Almaty	29.8	28.8	28.1	28.6	28.3	28.0
Atyrau	31.5	30.9	30.4	30.2	29.8	29.5
Batys Kazakhstan	30.4	29.7	29.1	27.7	27.3	26.9
Zhambyl	29.8	29.5	29.3	29.1	29.1	29.1
Zhetisu	29.0	28.4	27.9	27.2	26.9	26.8
Karagandy	30.0	29.4	28.9	27.6	27.3	27.0
Kostanay	30.3	29.6	29.0	26.9	26.4	26.1
Kyzylorda	31.3	30.9	30.5	29.5	29.4	29.3
Mangystau	31.9	31.3	30.7	30.4	30.1	29.9
Pavlodar	28.6	28.0	27.4	26.2	25.8	25.5
Soltustik Kazakhstan	27.1	26.8	26.5	25.5	25.1	24.8
Turkistan	31.3	31.2	31.0	30.8	30.9	31.0
Ulytau	29.5	29.1	28.9	27.9	27.6	27.4
Shygys Kazakhstan	27.7	27.1	26.5	24.6	24.2	23.8
Astana city	33.8	32.5	31.3	33.0	32.5	31.9
Almaty city	35.6	34.8	33.9	31.7	31.6	31.2
Shymkent city	34.7	33.7	33.1	32.3	32.0	31.7

* Hereinafter recalculated data taking into account administrative and territorial transformations.

Number of youth

at the beginning of the year, thousand people



1.2 Number of youth by gender

at the beginning of the year, people

	Total										Men					Women				
	2019*	2020*	2021*	2022	2023	2024	2019*	2020*	2021*	2022	2023	2024	2019*	2020*	2021*	2022	2023	2024		
	All population																			
Republic of Kazakhstan	5725477	5684737	5660361	5694362	5726629	5759781	2882194	2865687	2859320	2896667	2915985	2937229	2843283	2819050	2801041	2797695	2810644	2822552		
Abay	187357	183238	179902	155734	153429	152089	96175	93948	92558	80744	79749	79272	91182	89290	87344	74990	73680	72817		
Akmola	214754	210463	208007	214348	212233	210599	11605	109414	108264	111239	110215	109584	103149	101049	99743	103109	102018	101015		
Aktobe	279000	275909	273548	267103	266789	266835	139422	138181	137120	136736	136770	137154	139578	137728	136428	130967	130019	129681		
Almaty	409655	401573	396360	422421	426117	429275	210174	205872	203584	217278	219894	222022	199481	196201	192776	205143	206223	207253		
Atyrau	199401	199210	199560	205616	206413	207598	101836	101624	101871	104849	105395	106261	97565	97586	97689	100767	101018	101337		
Batys Kazakhstan	198 476	195239	192354	189459	187635	186577	100945	99652	98602	97610	96938	96649	97531	95587	93752	91849	90697	89928		
Zhambyl	335437	333026	333713	351501	354039	355783	171956	171210	172436	180729	182658	184048	163481	161816	161277	170772	171381	171735		
Zhetisu	192425	187887	184807	190259	187942	186895	100592	98406	97190	98391	97348	96891	91833	89481	87617	91868	90594	90004		
Karagandy	345113	337956	331767	313676	309258	306187	174678	171213	168266	160966	159073	157827	170435	166743	163501	152710	150185	148360		
Kostanay	264190	256912	250123	225019	220122	216399	134578	131018	127744	116999	114701	112863	129612	125894	122379	108020	105421	103536		
Kyzylorda	248553	247952	248619	243083	244865	246455	128835	128689	129282	125996	127216	128291	119718	119263	119337	117087	117649	118164		
Mangystau	216645	218556	220853	226691	231137	234986	110388	111345	112652	115382	117609	119741	106257	107211	108201	111309	113528	115245		
Pavlodar	215670	210255	205780	198139	194933	192301	109603	106974	105029	101791	100335	99254	106067	103281	100751	96348	94598	93047		
Soltustik Kazakhstan	150195	146646	143748	137554	134244	131332	78861	77149	75640	71975	70333	68869	71334	69497	68108	65579	63911	62463		
Turkistan	620241	628200	633411	643580	654363	663260	327325	331414	334748	338292	344485	350024	292916	296786	298663	305288	309878	313236		
Ulytau	67006	66211	65578	61628	61042	60686	34941	34463	34160	31857	31522	31201	32065	31748	31418	29771	29520	29485		
Shygyz Kazakhstan	202582	196580	191948	180182	176694	173356	103765	100703	98263	94109	92403	90790	98817	95877	93685	86073	84291	82566		
Astana city	366907	371225	372622	427020	440598	455712	175065	177269	178239	207604	213402	220486	191842	193956	194383	219416	227196	235226		
Almaty city	662070	667802	672564	665349	682980	695625	304275	308890	310870	319609	327939	334671	357795	358993	361694	345740	355041	360954		
Shymkent city	349800	349897	355097	376000	381796	387831	167175	168834	172802	184511	188000	191331	182625	181063	182295	191489	193796	196500		
Republic of Kazakhstan	3400034	3379991	3374865	3529052	3560613	3591627	1660106	1654172	1654577	1752386	1768972	1786725	1739928	1725819	1720288	1776666	1791641	1804902		
Abay	120382	117766	115257	96373	95886	95539	59871	58527	57386	49132	49111	49101	60511	59239	57871	47241	46775	46438		
Akmola	103596	101913	101844	119866	119142	118687	52339	51520	51556	60529	60214	60222	51257	50393	50288	59337	58928	58465		
Aktobe	196958	195528	194151	198237	198840	199471	96240	95684	95131	99399	99816	100370	100718	99844	99020	98838	99024	99101		
Almaty	50637	46340	45530	66180	66227	66440	26238	23805	23328	33651	33686	33860	24399	22535	22020	32529	32541	32580		
Atyrau	108391	107173	106790	111941	111971	112719	54021	53550	53404	55706	55825	56349	54370	53623	53386	56235	56146	56370		
Batys Kazakhstan	103136	100707	98521	105613	104685	104276	50097	49293	48615	52618	52371	52280	53039	51414	49906	52995	52314	51996		
Zhambyl	127127	125118	126062	146899	147955	148610	63745	62940	63495	73559	74228	74807	63382	62178	62567	73340	73727	73803		
Zhetisu	74630	72710	71993	83896	83271	82837	38207	37287	37003	42215	41830	41693	36423	35423	34990	41441	41441	41144		
Karagandy	276995	271153	266493	254251	251452	249832	137882	135233	133005	128591	127488	126940	139113	135920	133488	125660	123964	122892		
Kostanay	151853	149044	145638	137946	136053	134320	75350	73925	72368	70028	69197	68426	76503	75119	73270	67918	66856	65894		
Kyzylorda	105654	105754	106178	111193	111556	111829	54053	54328	54579	56064	56430	56651	51601	51426	51599	55129	55126	55178		
Mangystau	86068	86925	89258	99246	101477	103438	43978	44187	45299	49456	50253	51076	42090	42738	43959	49790	51224	52362		
Pavlodar	152568	148102	144626	139847	137598	135588	75795	73623	72097	70446	69509	68712	76773	74479	72529	69401	68089	66876		
Soltustik Kazakhstan	73872	72368	71126	68020	67013	65857	36336	35695	35147	34677	34332	33896	37536	36673	35979	33343	32681	31961		
Turkistan	105505	110538	114578	153181	156629	159788	57521	59817	61945	78612	80632	82341	47984	50721	52633	74569	75957	77447		
Ulytau	50897	50276	49787	48460	48067	47844	26357	26034	25780	24735	24510	24358	24540	24242	24007	23725	23557	23486		
Shygyz Kazakhstan	132988	129652	126750	119534	117417	115384	65561	63812	62528	61244	60199	59155	67427	65840	64222	58290	57218	56229		
Astana city	366907	371225	372622	427020	440598	455712	175065	177269	178239	207604	213402	220486	191842	193956	194383	219416	227196	235226		

	Total										Men					Women				
	2019*	2020*	2021*	2022	2023	2024	2019*	2020*	2021*	2022	2023	2024	2019*	2020*	2021*	2022	2023	2024		
	Almaty city	662070	667802	672564	665349	682980	695625	304275	308809	310870	319609	327939	334671	357795	358993	361694	345740	355041	360954	
Shymkent city	349800	349897	355097	376000	381796	387831	167175	168834	172802	184511	188000	191331	182625	181063	182295	191489	193796	196500		
Republic of Kazakhstan	2325443	2304746	2285496	2165310	2166016	2168154	1222088	1211515	1204743	1144281	1147013	1150504	1103355	1093231	1080753	1021029	1019003	1017650		
Abay	66975	65472	64645	59361	57543	56550	36304	35421	35172	31612	30638	30171	30671	30051	29473	27749	26905	26379		
Akmola	111158	108550	106163	94482	93091	91912	59266	57894	56708	50710	50001	49362	51892	50556	49455	43772	43090	42550		
Aktobe	82042	80381	79397	68866	67949	67364	43182	42497	41989	37337	36954	37884	38860	37884	37408	31529	30995	30580		
Almaty	359018	355233	350830	356241	359890	362835	183936	181567	180256	183627	186208	188162	175082	173666	170574	172614	173682	174673		
Atyrau	91010	92037	92770	93675	94442	94879	47815	48074	48467	49143	49570	49912	43195	43963	44303	44532	44872	44967		
Batys Kazakhstan	95340	94532	93833	83846	82950	82301	50848	50359	49987	44992	44567	44369	44492	44173	43846	38854	38383	37932		
Zhambyl	208310	207908	207651	204602	206084	207173	108211	108270	108941	107170	108430	109241	100099	99638	98710	97432	97654	97932		
Zhetisu	117795	115177	112814	106363	104671	104058	62385	61119	60187	56176	55518	55198	55410	54058	52627	50187	49153	48860		
Karagandy	68118	66803	65274	59425	57806	56355	36796	35980	35261	32375	31585	30887	31322	30823	30013	27050	26221	25468		
Kostanay	112337	107868	104485	87073	84069	82079	59228	57093	55376	46971	45504	44437	53109	50775	49109	40102	38565	37642		
Kyzylorda	142899	142198	142441	131890	133309	134626	74782	74361	74703	69932	70786	71640	68117	67837	67738	61958	62523	62986		
Mangystau	130577	131631	131595	127445	129660	131548	66410	67158	67353	65926	67356	68665	64167	64473	64242	61519	62304	62883		
Pavlodar	63102	62153	61154	58292	57335	56713	33808	33351	32932	31345	30826	30542	29294	28802	28222	26947	26509	26171		
Southstik Kazakhstan	76323	74278	72622	69534	67231	65475	42525	41454	40493	37298	36001	34973	33798	32824	32129	32236	31230	30502		
Turkistan	514736	517662	518833	490399	497734	503472	269804	271597	272803	259680	263853	267683	244932	246065	246030	230719	233881	235789		
Ulytau	16109	15935	15791	13168	12975	12842	8584	8429	8380	7122	7012	6843	7525	7506	7411	6046	5963	5999		
Shyghys Kazakhstan	69594	66928	65198	60648	59277	57972	38204	36891	35735	32865	32204	31635	31390	30037	29463	27783	27073	26337		

1.3 Number of youth by age and gender

Age	Total										Men					Women				
	2019*	2020*	2021*	2022	2023	2024	2019*	2020*	2021*	2022	2023	2024	2019*	2020*	2021*	2022	2023	2024		
	All population																			
14-34	5725477	5684737	5660361	5694362	5726629	5759781	2882194	2865687	2859320	2896667	2915985	2937229	2843283	2819050	2801041	2797695	2810644	2822552		
14	264554	267221	285618	327241	359655	354320	136498	137145	146893	167871	184558	182614	128056	130076	138725	159370	175097	171706		
15	242964	263972	266788	299066	326824	359536	124590	136183	136896	153246	167630	184518	118374	127789	129892	145820	159194	175018		
16	230834	242761	263753	276836	299027	326989	117884	124356	136067	141953	153233	167714	112950	118405	127686	134883	145794	159275		
17	220042	230468	242262	270915	276714	299031	112853	117705	124191	138993	141909	153222	107189	112763	118071	131922	134805	145809		
18	222444	219476	230153	248857	270755	276723	113651	112558	117584	127462	138870	141915	108793	106918	112569	121395	131885	134808		
19	216410	222176	219250	235373	248813	270851	111031	113500	112408	119838	127406	138900	105379	108676	106842	115535	121407	131951		
20	222538	215970	221847	224190	235391	248900	113944	110829	113309	114523	119814	127441	108594	105141	108538	109667	115577	121459		
21	223938	221995	215680	221986	224184	235525	114017	113690	110699	112866	114497	119886	109921	108305	104981	109120	109687	115639		
22	241606	223367	221593	217987	222034	224418	123185	113705	113450	111518	112865	114603	118421	109662	108143	106469	109169	109815		
23	256623	241010	223103	223822	218001	222318	130759	122820	113572	114583	111479	113029	125864	118190	109531	109239	106822	109289		
24	275570	256046	240585	227951	223841	218255	140328	130453	122587	115683	114545	111627	135242	125593	117998	112268	109296	106628		
25	282777	274907	255662	242236	228009	224101	143794	139983	130212	123162	115706	114701	138983	134924	125450	119074	112303	109400		
26	296062	282011	274521	258716	242204	228303	149904	143420	139753	131658	123098	115874	146158	138591	134768	127058	119106	112429		

Continuation

Age	Total										Men					Women				
	2019*	2020*	2021*	2022	2023	2024	2019*	2020*	2021*	2022	2023	2024	2019*	2020*	2021*	2022	2023	2024		
27	306817	295290	281481	278557	258695	242501	153282	149503	143075	141676	131613	123259	153535	145787	138406	136881	127082	119242		
28	324874	305944	294788	279702	278510	258984	160225	152786	149208	142229	141643	131785	164649	153158	145580	137473	136867	127199		
29	327058	323892	305359	292957	279500	278721	161286	159733	152416	148336	142093	141788	165772	164159	152943	144621	137407	136933		
30	331869	325941	323248	300942	292719	279719	162678	160654	159330	151959	148211	142247	169191	165287	163918	148983	144508	137472		
31	326215	330545	325070	305187	300663	292822	161118	160125	160125	154222	151784	148264	165097	168584	164945	150965	148879	144558		
32	319081	324793	329475	312882	304729	300756	1671983	160407	161349	158331	153972	151858	161098	164386	168126	154551	150757	148898		
33	301049	317539	323794	324726	312318	304725	148110	157093	159821	163433	157991	153989	152939	160446	163973	161293	154327	150736		
34	292152	299413	316331	324233	324043	312283	145074	147203	156375	163125	163068	157995	147078	152210	159956	161108	160975	154288		
14-18	1180838	1223898	1288574	1422915	1532975	1616599	605476	627947	661631	729525	786200	829983	575362	595951	626943	693390	746775	786616		
19-23	1161115	1124518	1101473	1123358	1148423	1202012	592936	574544	563438	573328	586061	613859	568179	549974	538035	550030	562362	588153		
24-29	1813158	1738090	1652396	1580119	1510759	1450865	908819	875878	837251	802744	768698	739034	904339	862212	815145	777375	742061	711831		
30-34	1570366	1598231	1617918	1567970	1534472	1490305	774963	787318	797000	791070	775026	754353	795403	810913	820918	776900	759446	735952		
Urban population																				
14-34	3400034	3379991	3374865	3529052	3560613	3591627	1660106	1654172	1654577	1752386	1768972	1786725	1739928	1725819	1720288	1776666	1791641	1804902		
14	136190	140001	150470	183503	201930	201470	70101	71763	77351	93934	103297	103696	66089	68238	73119	89569	98633	97774		
15	124607	136931	140775	167517	184540	203225	64199	70375	72102	85685	94376	103941	60408	66556	68673	81832	90164	99384		
16	119089	125882	138093	157254	169139	185889	61303	64810	71015	80879	86561	95027	57786	61072	67078	76375	82578	90862		
17	113348	119889	126384	156480	159004	170591	58734	61741	65187	79817	81799	87372	54614	58148	61197	76663	77205	83219		
18	120048	114147	121375	150486	159754	161471	61059	59069	62531	77057	81576	83077	58989	55078	58844	73429	78178	78394		
19	120897	120659	115908	144522	153440	162630	60954	61260	59736	73760	78322	82846	59943	59399	56172	70762	75118	79784		
20	124931	121505	122289	135833	147548	156466	62284	61241	61710	68673	74884	79484	62647	60264	60579	67160	72664	76982		
21	126076	126163	123296	136475	139552	151464	62009	62845	61869	67793	69855	76090	64067	63318	61427	68682	69697	75374		
22	137266	127852	128257	134134	139762	142950	67703	62812	63479	66383	68810	70869	69563	65040	64778	67751	70952	72081		
23	146420	139360	130153	138024	136493	142628	71957	68510	63608	67787	67097	69876	74463	70850	66545	70237	69396	72752		
24	157839	148634	141884	141229	140158	138553	77634	72875	69466	68550	68617	67927	80205	75759	72418	72679	71541	70626		
25	165629	159698	151078	151355	143466	142395	80927	78586	73905	73721	69502	69533	84702	81112	77173	77634	73964	72862		
26	184200	167467	162036	162337	153402	145505	89438	81860	79653	79074	74609	70364	94762	85607	82383	83263	78793	75141		
27	197467	185776	169478	177103	164330	155653	93631	90173	82549	86809	79910	75668	103836	95603	86929	90294	84420	79985		
28	218147	198744	187649	179328	179230	166631	101844	94262	91049	87785	87761	81054	116303	104482	96600	91543	91469	85577		
29	217935	219211	200219	190097	181043	181304	102845	102434	94859	93146	88520	88852	115090	116777	105360	96951	92523	92452		
30	216047	218786	220690	195550	191741	182766	101810	103289	103053	95684	93853	89363	114237	115497	117637	99866	97888	93403		
31	207466	216531	220010	198326	197040	193436	99362	102049	103769	97045	96358	94691	108104	114482	116241	101281	100682	98745		
32	197687	207810	217653	204470	199624	198661	94926	99606	102525	100645	97670	97102	102761	108204	115128	103825	101954	101559		
33	187130	197910	208705	212869	205586	201049	89531	95084	99891	104163	101053	98313	97599	102826	108814	108706	104533	102736		
34	181615	187035	198463	212160	213831	206790	87855	89528	95270	103996	104542	101580	93760	97507	103193	108164	109289	105210		
14-18	613282	636850	677097	815240	874367	922746	315396	327758	348196	417372	447609	473113	297886	309092	328911	397868	426758	449633		
19-23	655590	635539	619903	688988	716795	756138	324907	316668	310402	344396	358968	379165	330683	318871	309501	344592	357827	376973		
24-29	1141217	1079530	1012344	1001449	961629	930041	546319	520190	491481	489085	468919	453398	594898	559340	520863	512364	492710	476643		
30-34	989945	1028072	1065521	1023375	1007822	982702	473484	489556	504508	501533	493476	481049	516461	538516	561013	521842	514346	501653		

Age	Total										Men					Women				
	2019*	2020*	2021*	2022	2023	2024	2019*	2020*	2021*	2022	2023	2024	2019*	2020*	2021*	2022	2023	2024		
	Rural population																			
14-34	2325443	2304746	2285496	2165310	2166016	2168154	1222088	1211515	1204743	1144281	1147013	1150504	1103355	1093231	1080753	1021029	1019003	1017650		
14	1283664	127220	135148	143738	157725	152850	66397	65382	69542	73937	81261	78918	61967	61838	65606	69801	76464	73932		
15	118357	127041	126013	131549	142284	156211	60391	65808	64794	67561	73254	80577	57966	61233	61219	63988	69030	75634		
16	111745	116879	125660	119582	129888	141100	56581	59546	65052	61074	66672	72687	55164	57333	60608	58508	63216	68413		
17	106694	110579	115878	114435	117710	128440	54119	55964	59004	59176	60110	65850	52575	54615	56874	55259	57600	62590		
18	102396	105329	108778	98371	111001	115252	52592	53489	55053	50405	57294	58838	49804	51840	53725	47966	53707	56414		
19	95513	101517	103342	90851	95373	108221	50077	52240	52672	46078	49084	56054	45436	49277	50670	44773	46289	52167		
20	97607	94465	99558	88357	87843	92434	51660	49588	51599	45850	44930	47957	45947	44877	47959	42507	42913	44477		
21	97862	95832	92384	85511	84632	84061	52008	50845	48830	45073	44642	43796	45854	44987	43554	40438	39990	40265		
22	104340	95515	93336	83853	82272	81468	55482	50893	49971	45135	44055	43734	48858	44622	43365	38718	38217	37734		
23	110203	101650	92950	85798	81508	79690	58802	54310	49964	46796	44382	43153	51401	47340	42986	39002	37126	36537		
24	117731	107412	98701	86722	83683	79702	62694	57578	53121	47133	45928	43700	55037	49834	45580	39589	37755	36002		
25	117148	115209	104584	90881	84543	81706	62867	61397	56307	49441	46204	45168	54281	53812	48277	41440	38339	36538		
26	111862	114544	112485	96379	88802	82798	60466	61560	60100	52584	48489	45510	51396	52984	52385	43795	40313	37288		
27	109350	109514	112003	101454	94365	86848	59651	59330	60526	54867	51703	47591	49699	50184	51477	46587	42662	39257		
28	106727	107200	107139	100374	99280	92353	58381	58524	58159	54444	53882	50731	48346	48676	48980	45930	45398	41622		
29	109123	104681	105140	102860	98457	97417	58441	57299	57557	55190	53573	52936	50682	47382	47583	47670	44884	44481		
30	115822	107155	102558	105392	100978	96953	60868	57365	56277	56275	54358	52884	54954	49790	46281	49117	46620	44069		
31	118749	114014	105060	106861	103623	99386	61756	59912	56356	57177	55426	53573	56993	54102	48704	49684	48197	45813		
32	121394	116983	111822	108412	105105	102095	63057	60801	58824	57686	56302	54756	58337	56182	52998	50726	48803	47339		
33	113919	119629	115089	111857	106732	103676	58579	62009	59930	59270	56938	55676	55340	57620	55159	52587	49794	48000		
34	110537	112378	117868	112073	110212	105493	57219	57675	61105	59129	58526	56415	53318	54703	56763	52944	51686	49078		
14-18	567556	587048	611477	607675	658608	693853	290080	300189	313445	312153	338591	356870	277476	286859	298032	295522	320017	336983		
19-23	505525	488979	481570	434370	431628	445874	268029	257876	253036	228932	227093	234694	237496	231103	228534	205438	204535	211180		
24-29	671941	658560	640052	578670	549130	520824	362500	355688	345770	313659	299779	285636	309441	302872	294282	265011	249351	235188		
30-34	580421	570159	552397	544595	526650	507603	301479	297762	292492	289537	281550	273304	278942	272397	259905	255058	245100	234299		

2. Marriages and divorces

2.1 Marriages by age and marital status of youth

Republic of Kazakhstan

people

	Grooms					Brides				
	2019*	2020*	2021*	2022	2023	2019*	2020*	2021*	2022	2023
Got married										
Total	114 380	107 349	111 728	100 642	93 488	121 392	113 121	118 547	107 060	99 463
under 18 years old	70	72	57	72	62	984	919	862	866	708
18-19	2 184	2 144	2 283	2 481	2 596	15 091	15 258	16 846	16 453	15 754
20-24	39 824	37 977	38 726	35 503	33 921	59 908	56 342	56 784	50 528	47 246
25-29	49 714	46 548	47 609	41 207	36 882	30 320	27 427	28 670	24 765	22 250
30-34	22 588	20 608	23 053	21 379	20 027	15 089	13 175	15 385	14 448	13 505
Never been married										
Total	103 519	98 487	101 548	90 830	84 045	108 822	102 706	106 304	95 090	87 625
under 18 years old	70	72	57	72	62	979	918	857	861	700
18-19	2 147	2 114	2 264	2 477	2 586	14 793	15 017	16 635	16 370	15 674
20-24	39 024	37 480	38 179	34 962	33 371	57 978	54 942	55 172	48 892	45 547
25-29	45 935	43 550	44 276	38 038	33 824	25 527	23 475	24 141	20 496	17 999
30-34	16 343	15 271	16 772	15 281	14 202	9 545	8 354	9 499	8 471	7 705
Widowed										
Total	263	195	231	152	149	454	410	430	361	362
under 18 years old	-	-	-	-	-	-	-	-	1	-
18-19	2	1	-	-	1	9	10	8	4	4
20-24	48	42	34	9	11	75	80	57	35	37
25-29	100	63	73	39	41	144	114	136	102	102
30-34	113	89	124	104	96	226	206	229	219	219
Divorced										
Total	9 983	8 523	9 803	9 581	9 208	11 293	9 643	11 463	11 467	11 352
under 18 years old	-	-	-	-	-	1	-	-	2	4
18-19	4	7	1	3	5	36	31	33	55	60
20-24	497	407	456	520	517	1 424	1 224	1 449	1 555	1 616
25-29	3 427	2 880	3 205	3 095	2 982	4 551	3 797	4 346	4 128	4 121
30-34	6 055	5 229	6 141	5 963	5 704	5 281	4 591	5 635	5 727	5 551
Unspecified marital status										
Total	615	144	146	79	86	823	362	350	142	124
under 18 years old	-	-	-	-	-	4	1	5	2	4
18-19	31	22	18	1	4	253	200	170	24	16
20-24	255	48	57	12	22	431	96	106	46	46
25-29	252	55	55	35	35	98	41	47	39	28
30-34	77	19	16	31	25	37	24	22	31	30

Abay

people

	Grooms					Brides				
	2019*	2020*	2021*	2022	2023	2019*	2020*	2021*	2022	2023
Got married										
Total	3 399	3 171	2 974	2 782	2 570	3 629	3 344	3 182	2 951	2 720
under 18 years old	3	6	2	1	1	33	34	31	34	27
18-19	64	43	46	60	65	399	363	362	370	387
20-24	1 197	1 170	1 019	992	955	1 821	1 719	1 527	1 405	1 299
25-29	1 477	1 332	1 246	1 111	997	882	793	787	683	626
30-34	658	620	661	618	552	494	435	475	459	381
Never been married										
Total	3 084	2 913	2 644	2 490	2 297	3 221	2 990	2 776	2 554	2 331
under 18 years old	3	6	2	1	1	33	34	31	34	26
18-19	63	43	46	60	65	398	361	362	367	384
20-24	1 179	1 157	1 006	971	936	1 787	1 679	1 480	1 339	1 246
25-29	1 359	1 245	1 141	1 015	925	720	666	637	554	476
30-34	480	462	449	443	370	283	250	266	260	199
Widowed										
Total	7	10	8	8	6	19	13	8	18	13
under 18 years old	-	-	-	-	-	-	-	-	-	-
18-19	-	-	-	-	-	-	-	-	1	-
20-24	-	-	-	1	2	-	-	1	3	2
25-29	5	5	2	3	1	5	5	1	5	5
30-34	2	5	6	4	3	14	8	6	9	6

Continuation

	Grooms					Brides				
	2019*	2020*	2021*	2022	2023	2019*	2020*	2021*	2022	2023
Divorced										
Total	307	245	322	282	255	389	340	398	377	372
under 18 years old	-	-	-	-	-	-	-	-	-	1
18-19	-	-	-	-	-	1	2	-	2	3
20-24	18	12	13	20	12	34	40	46	62	49
25-29	113	80	103	92	68	157	122	149	124	144
30-34	176	153	206	170	175	197	176	203	189	175
Unspecified marital status										
Total	1	3	-	2	12	-	1	-	2	4
under 18 years old	-	-	-	-	-	-	-	-	-	-
18-19	1	-	-	-	-	-	-	-	-	-
20-24	-	1	-	-	5	-	-	-	1	2
25-29	-	2	-	1	3	-	-	-	-	1
30-34	-	-	-	1	4	-	1	-	1	1

Akmola

people

	Grooms					Brides				
	2019*	2020*	2021*	2022	2023	2019*	2020*	2021*	2022	2023
Got married										
Total	3 672	3 371	3 428	3 566	3 251	3 904	3 551	3 672	3 808	3 454
under 18 years old	3	3	4	5	4	73	46	48	41	37
18-19	90	74	77	107	94	463	427	457	497	493
20-24	1 336	1 218	1 214	1 205	1 138	1 783	1 717	1 675	1 687	1 541
25-29	1 459	1 386	1 406	1 450	1 233	1 028	877	909	934	811
30-34	784	690	727	799	782	557	484	583	649	572
Never been married										
Total	3 320	3 029	3 070	3 160	2 859	3 329	3 073	3 129	3 211	2 875
under 18 years old	3	3	4	5	4	73	46	47	41	35
18-19	88	74	77	107	93	451	422	455	495	488
20-24	1 317	1 205	1 190	1 188	1 113	1 695	1 645	1 596	1 616	1 453
25-29	1 335	1 258	1 278	1 308	1 094	789	695	710	730	613
30-34	577	489	521	552	555	321	265	321	329	286
Widowed										
Total	9	7	6	8	5	14	23	21	20	18
under 18 years old	-	-	-	-	-	-	-	-	-	-
18-19	-	-	-	-	-	-	1	-	-	-
20-24	3	1	1	-	-	2	3	1	4	3
25-29	4	1	1	2	-	4	6	12	4	6
30-34	2	5	4	6	5	8	13	8	12	9
Divorced										
Total	336	332	347	395	376	542	441	514	567	547
under 18 years old	-	-	-	-	-	-	-	-	-	-
18-19	-	-	-	-	-	3	1	-	1	4
20-24	14	11	22	17	22	79	61	76	65	79
25-29	118	126	124	137	135	232	175	184	198	190
30-34	204	195	201	241	219	228	204	254	303	274
Unspecified marital status										
Total	7	3	5	3	11	19	14	8	10	14
under 18 years old	-	-	-	-	-	-	-	1	-	2
18-19	2	-	-	-	1	9	3	2	1	1
20-24	2	1	1	-	3	7	8	2	2	6
25-29	2	1	3	3	4	3	1	3	2	2
30-34	1	1	1	-	3	-	2	-	5	3

Aktobe

people

	Grooms					Brides				
	2019*	2020*	2021*	2022	2023	2019*	2020*	2021*	2022	2023
Got married										
Total	5 543	5 517	5 393	4 585	4 326	5 842	5 740	5 672	4 827	4 519
under 18 years old	2	4	-	6	5	37	42	47	47	35
18-19	144	142	103	144	155	649	705	685	714	722
20-24	2 122	2 158	2 024	1 661	1 604	2 989	2 988	2 781	2 244	2 160
25-29	2 314	2 283	2 228	1 847	1 682	1 479	1 385	1 445	1 166	999
30-34	961	930	1 038	927	880	688	620	714	656	603
Never been married										
Total	4 980	4 997	4 851	4 103	3 863	5 246	5 177	5 035	4 198	3 920
under 18 years old	2	4	-	6	5	37	42	47	46	35
18-19	143	142	103	144	155	645	702	683	709	718
20-24	2 082	2 128	1 988	1 633	1 573	2 915	2 906	2 698	2 175	2 075
25-29	2 114	2 101	2 036	1 688	1 530	1 234	1 177	1 199	921	784
30-34	639	622	724	632	600	415	350	408	347	308
Widowed										
Total	14	12	14	8	7	28	24	22	21	19
under 18 years old	-	-	-	-	-	-	-	-	-	-
18-19	-	-	-	-	-	-	-	-	-	-
20-24	2	5	4	-	1	2	2	1	2	1
25-29	3	2	3	1	4	12	8	9	5	7
30-34	9	5	7	7	2	14	14	12	14	11
Divorced										
Total	549	508	527	471	454	565	538	610	604	577
under 18 years old	-	-	-	-	-	-	-	-	1	-
18-19	1	-	-	-	-	2	2	-	4	3
20-24	38	25	32	28	30	71	80	81	66	82
25-29	197	180	188	156	146	233	200	235	240	208
30-34	313	303	307	287	278	259	256	294	293	284
Unspecified marital status										
Total	-	-	1	3	2	3	1	5	4	3
under 18 years old	-	-	-	-	-	-	-	-	-	-
18-19	-	-	-	-	-	2	1	2	1	1
20-24	-	-	-	-	-	1	-	1	1	2
25-29	-	-	1	2	2	-	-	2	-	-
30-34	-	-	-	1	-	-	-	-	2	-

Almaty

people

	Grooms					Brides				
	2019*	2020*	2021*	2022	2023	2019*	2020*	2021*	2022	2023
Got married										
Total	7 525	7 113	7 434	8 394	7 794	8 172	7 628	8 046	8 981	8 432
under 18 years old	2	3	2	2	1	66	81	77	80	71
18-19	124	156	158	197	209	1 115	1 137	1 231	1 429	1 347
20-24	2 421	2 424	2 463	2 829	2 785	3 753	3 613	3 722	4 113	4 014
25-29	3 208	3 009	3 106	3 404	3 045	2 022	1 810	1 887	2 077	1 830
30-34	1 770	1 521	1 705	1 962	1 754	1 216	987	1 129	1 282	1 170
Never been married										
Total	6 894	6 580	6 895	7 630	7 071	7 489	7 045	7 408	8 129	7 568
under 18 years old	2	3	2	2	1	66	81	77	80	70
18-19	124	152	158	197	208	1 103	1 123	1 229	1 417	1 337
20-24	2 388	2 393	2 431	2 789	2 743	3 663	3 535	3 637	4 001	3 878
25-29	3 003	2 824	2 943	3 154	2 817	1 769	1 606	1 672	1 762	1 520
30-34	1 377	1 208	1 361	1 488	1 302	888	700	793	869	763
Widowed										
Total	18	20	13	8	11	39	35	40	23	26
under 18 years old	-	-	-	-	-	-	-	-	-	-

Continuation

	Grooms					Brides				
	2019*	2020*	2021*	2022	2023	2019*	2020*	2021*	2022	2023
18-19	-	-	-	-	1	1	-	-	1	1
20-24	2	3	3	-	-	6	7	8	1	3
25-29	8	10	3	1	7	13	8	9	6	8
30-34	8	7	7	7	3	19	20	23	15	14
Divorced										
Total under 18 years old	606	509	526	745	705	629	532	598	809	826
18-19	-	-	-	-	-	-	-	-	-	-
20-24	28	26	29	38	40	82	70	77	106	132
25-29	194	175	160	242	220	237	195	206	301	297
30-34	384	306	337	465	445	309	266	313	396	389
Unspecified marital status										
Total under 18 years old	7	4	-	11	7	15	16	-	20	12
18-19	-	-	-	-	-	-	-	-	-	1
20-24	3	2	-	2	2	2	1	-	5	1
25-29	3	-	-	7	1	3	1	-	8	5
30-34	1	-	-	2	4	-	1	-	2	4

Atyrau

people

	Grooms					Brides				
	2019*	2020*	2021*	2022	2023	2019*	2020*	2021*	2022	2023
Got married										
Total under 18 years old	4 233	4 326	4 419	3 778	3 514	4 454	4 469	4 633	3 977	3 720
18-19	3	8	7	4	2	54	70	58	62	37
20-24	161	146	154	161	141	579	625	692	656	636
25-29	1 784	1 873	1 834	1 583	1 458	2 261	2 285	2 255	1 917	1 689
30-34	1 644	1 603	1 698	1 354	1 276	1 065	1 025	1 087	857	880
Never been married										
Total under 18 years old	641	696	726	676	637	495	464	541	485	478
18-19	3 831	3 956	3 997	3 438	3 154	3 992	4 033	4 154	3 546	3 267
20-24	3	8	7	4	2	53	70	56	62	37
25-29	155	140	152	160	141	552	576	674	654	633
30-34	1 756	1 853	1 803	1 557	1 420	2 207	2 216	2 176	1 853	1 613
Widowed										
Total under 18 years old	1 501	1 467	1 542	1 238	1 164	900	894	922	698	717
18-19	416	488	493	479	427	280	277	326	279	267
20-24	12	4	6	7	9	12	13	14	16	17
25-29	-	-	-	-	-	-	-	-	-	-
30-34	-	-	-	-	-	-	-	-	-	-
Divorced										
Total under 18 years old	1	-	1	-	2	1	2	1	3	3
18-19	4	3	1	-	3	4	2	4	5	5
20-24	7	1	4	7	4	7	9	9	8	9
25-29	382	352	399	333	351	420	366	434	413	435
30-34	-	-	-	-	-	-	-	-	-	-
Unspecified marital status										
Total under 18 years old	-	1	-	1	-	1	1	2	2	3
18-19	27	18	23	26	36	53	61	70	60	73
20-24	137	129	148	116	109	160	127	158	154	158
25-29	218	204	228	190	206	206	177	204	197	201
30-34	8	14	17	-	-	30	57	31	2	1
Unspecified marital status										
Total under 18 years old	-	-	-	-	-	1	-	2	-	-
18-19	6	5	2	-	-	26	48	16	-	-
20-24	-	2	7	-	-	-	6	8	1	-
25-29	2	4	7	-	-	1	2	3	-	-
30-34	-	3	1	-	-	2	1	2	1	1

Batys Kazakhstan

people

	Grooms					Brides				
	2019*	2020*	2021*	2022	2023	2019*	2020*	2021*	2022	2023
Got married										
Total	3 887	3 711	3 707	3 362	2 974	4 089	3 894	3 898	3 525	3 110
under 18 years old	3	5	-	2	4	36	27	25	25	24
18-19	69	66	90	104	84	414	398	487	455	417
20-24	1 476	1 373	1 369	1 226	1 108	2 061	1 961	1 875	1 648	1 477
25-29	1 650	1 566	1 519	1 287	1 112	1 075	1 005	980	840	709
30-34	689	701	729	743	666	503	503	531	557	483
Never been married										
Total	3 534	3 382	3 357	3 015	2 635	3 658	3 471	3 409	3 073	2 649
under 18 years old	3	5	-	2	4	36	26	25	25	24
18-19	69	66	88	104	83	413	392	479	454	416
20-24	1 454	1 350	1 346	1 208	1 092	2 019	1 903	1 810	1 591	1 407
25-29	1 533	1 454	1 410	1 188	1 025	894	827	790	707	560
30-34	475	507	513	513	431	296	323	305	296	242
Widowed										
Total	6	3	10	5	6	16	16	15	18	13
under 18 years old	-	-	-	-	-	-	-	-	-	-
18-19	-	-	-	-	-	1	-	-	-	-
20-24	1	1	-	1	-	1	5	3	1	-
25-29	3	2	1	2	1	7	6	2	4	1
30-34	2	-	9	2	5	7	5	10	13	12
Divorced										
Total	347	311	327	342	330	415	374	439	431	448
under 18 years old	-	-	-	-	-	-	-	-	-	-
18-19	-	-	-	-	1	-	-	-	-	1
20-24	21	16	18	17	15	41	37	49	55	70
25-29	114	102	104	97	85	174	163	178	129	148
30-34	212	193	205	228	229	200	174	212	247	229
Unspecified marital status										
Total	-	15	13	-	3	-	33	35	3	-
under 18 years old	-	-	-	-	-	-	1	-	-	-
18-19	-	-	2	-	-	-	6	8	1	-
20-24	-	6	5	-	1	-	16	13	1	-
25-29	-	8	4	-	1	-	9	10	-	-
30-34	-	1	2	-	1	-	1	4	1	-

Zhambyl

people

	Grooms					Brides				
	2019*	2020*	2021*	2022	2023	2019*	2020*	2021*	2022	2023
Got married										
Total	6 488	6 404	6 143	6 166	5 691	6 952	6 817	6 573	6 580	6 054
under 18 years old	3	3	3	4	2	86	88	79	89	67
18-19	155	143	127	185	205	1 343	1 497	1 442	1 602	1 470
20-24	2 372	2 470	2 223	2 390	2 278	3 494	3 394	3 085	3 123	2 898
25-29	2 761	2 685	2 629	2 505	2 162	1 361	1 242	1 303	1 157	1 039
30-34	1 197	1 103	1 161	1 082	1 044	668	596	664	609	580
Never been married										
Total	6 026	5 985	5 651	5 743	5 297	6 436	6 375	6 032	6 079	5 542
under 18 years old	3	3	3	4	2	85	88	78	89	67
18-19	155	142	126	185	205	1 331	1 483	1 423	1 600	1 464
20-24	2 346	2 435	2 197	2 361	2 258	3 407	3 319	2 989	3 035	2 825
25-29	2 596	2 531	2 464	2 350	2 030	1 159	1 074	1 111	978	832
30-34	926	874	861	843	802	454	411	431	377	354
Widowed										
Total	7	9	24	2	2	26	24	25	14	24
under 18 years old	-	-	-	-	-	-	-	-	-	-
18-19	-	-	-	-	-	1	1	2	-	-

Continuation

	Grooms					Brides				
	2019*	2020*	2021*	2022	2023	2019*	2020*	2021*	2022	2023
20-24	1	2	3	-	-	5	8	6	3	-
25-29	1	2	12	1	1	8	4	6	1	14
30-34	5	5	9	1	1	12	11	11	10	10
Divorced										
Total	447	391	452	415	391	462	383	474	478	482
under 18 years old	-	-	-	-	-	-	-	-	-	-
18-19	-	1	-	-	-	4	2	2	2	5
20-24	20	25	16	27	19	73	55	75	79	71
25-29	161	146	147	154	131	187	158	182	175	191
30-34	266	219	289	234	241	198	168	215	222	215
Unspecified marital status										
Total	8	19	16	6	1	28	35	42	9	6
under 18 years old	-	-	-	-	-	1	-	1	-	-
18-19	-	-	1	-	-	7	11	15	-	1
20-24	5	8	7	2	1	9	12	15	6	2
25-29	3	6	6	-	-	7	6	4	3	2
30-34	-	5	2	4	-	4	6	7	-	1

Zhetisu

people

	Grooms					Brides				
	2019*	2020*	2021*	2022	2023	2019*	2020*	2021*	2022	2023
Got married										
Total	3 856	3 449	3 455	3 515	3 331	4 120	3 705	3 715	3 737	3 566
under 18 years old	4	5	4	2	2	48	48	31	31	32
18-19	97	89	70	102	107	543	516	577	628	609
20-24	1 312	1 266	1 229	1 233	1 258	2 002	1 890	1 763	1 737	1 703
25-29	1 643	1 452	1 443	1 380	1 275	1 015	826	866	848	756
30-34	800	637	709	798	689	512	425	478	493	466
Never been married										
Total	3 503	3 155	3 118	3 175	3 002	3 735	3 369	3 325	3 303	3 163
under 18 years old	4	5	4	2	2	48	48	31	31	32
18-19	97	89	70	102	107	542	511	576	625	606
20-24	1 298	1 253	1 214	1 211	1 242	1 954	1 833	1 711	1 680	1 642
25-29	1 514	1 342	1 308	1 283	1 160	853	684	723	682	617
30-34	590	466	522	577	491	338	293	284	285	266
Widowed										
Total	11	2	8	9	5	15	16	14	14	13
under 18 years old	-	-	-	-	-	-	-	-	-	-
18-19	-	-	-	-	-	-	1	-	-	-
20-24	4	-	-	-	-	2	2	1	-	-
25-29	4	1	3	1	2	4	6	1	2	5
30-34	3	1	5	8	3	9	7	12	12	8
Divorced										
Total	338	290	329	325	317	368	315	376	412	382
under 18 years old	-	-	-	-	-	-	-	-	-	-
18-19	-	-	-	-	-	1	1	1	2	2
20-24	8	12	15	22	14	44	54	51	56	58
25-29	124	108	132	94	109	158	136	142	160	131
30-34	206	170	182	209	194	165	124	182	194	191
Unspecified marital status										
Total	4	2	-	6	7	2	5	-	8	8
under 18 years old	-	-	-	-	-	-	-	-	-	-
18-19	-	-	-	-	-	-	3	-	1	1
20-24	2	1	-	-	2	2	1	-	1	3
25-29	1	1	-	2	4	-	-	-	4	3
30-34	1	-	-	4	1	-	1	-	2	1

Karagandy

people

	Grooms					Brides				
	2019*	2020*	2021*	2022	2023	2019*	2020*	2021*	2022	2023
Got married										
Total	6 538	6 103	5 984	5 612	5 247	6 961	6 452	6 409	6 021	5 633
under 18 years old	6	5	7	7	8	90	61	61	62	49
18-19	126	118	106	141	116	645	683	689	723	721
20-24	2 171	2 108	1 985	1 840	1 827	3 177	3 033	2 831	2 602	2 531
25-29	2 727	2 554	2 491	2 188	2 055	1 865	1 691	1 709	1 549	1 325
30-34	1 508	1 318	1 395	1 436	1 241	1 184	984	1 119	1 085	1 007
Never been married										
Total	5 669	5 452	5 272	4 868	4 512	5 854	5 588	5 416	5 000	4 642
under 18 years old	6	5	7	7	8	89	61	61	60	49
18-19	125	118	106	139	116	641	680	686	714	719
20-24	2 131	2 067	1 952	1 805	1 783	3 017	2 932	2 726	2 474	2 390
25-29	2 438	2 357	2 253	1 971	1 801	1 456	1 369	1 328	1 196	982
30-34	969	905	954	946	804	651	546	615	556	502
Widowed										
Total	21	9	8	12	11	24	30	47	26	25
under 18 years old	-	-	-	-	-	-	-	-	-	-
18-19	-	-	-	-	-	-	-	1	-	-
20-24	3	1	1	1	-	-	4	6	-	4
25-29	5	3	3	4	2	8	4	7	9	4
30-34	13	5	4	7	9	16	22	33	17	17
Divorced										
Total	848	642	701	727	722	1 083	834	944	981	965
under 18 years old	-	-	-	-	-	1	-	-	-	-
18-19	1	-	-	1	-	4	3	1	5	2
20-24	37	40	31	32	44	160	97	99	127	136
25-29	284	194	233	211	252	401	318	373	340	339
30-34	526	408	437	483	426	517	416	471	509	488
Unspecified marital status										
Total	-	-	3	5	2	-	-	2	14	1
under 18 years old	-	-	-	-	-	-	-	-	2	-
18-19	-	-	-	1	-	-	-	1	4	-
20-24	-	-	1	2	-	-	-	-	1	1
25-29	-	-	2	2	-	-	-	1	4	-
30-34	-	-	-	-	2	-	-	-	3	-

Kostanay

people

	Grooms					Brides				
	2019*	2020*	2021*	2022	2023	2019*	2020*	2021*	2022	2023
Got married										
Total	4 176	3 626	3 857	3 736	3 522	4 450	3 833	4 082	3 990	3 707
under 18 years old	5	2	4	2	4	43	48	41	30	40
18-19	86	92	81	95	94	427	432	440	434	467
20-24	1 361	1 165	1 243	1 256	1 220	2 039	1 741	1 829	1 766	1 653
25-29	1 756	1 518	1 575	1 436	1 334	1 155	994	1 066	1 048	882
30-34	968	849	954	947	870	786	618	706	712	665
Never been married										
Total	3 668	3 201	3 335	3 230	3 052	3 662	3 225	3 372	3 284	3 057
under 18 years old	5	2	4	2	4	43	48	41	30	39
18-19	86	92	81	95	94	427	431	439	428	465
20-24	1 344	1 152	1 218	1 236	1 195	1 945	1 661	1 735	1 674	1 565
25-29	1 576	1 375	1 401	1 269	1 178	857	757	800	795	662
30-34	657	580	631	628	581	390	328	357	357	326
Widowed										
Total	6	6	3	4	6	19	26	22	16	22
under 18 years old	-	-	-	-	-	-	-	-	-	-

Continuation

	Grooms					Brides				
	2019*	2020*	2021*	2022	2023	2019*	2020*	2021*	2022	2023
18-19	-	-	-	-	-	-	-	-	-	-
20-24	-	1	1	-	-	3	5	-	1	1
25-29	1	3	1	-	-	8	11	11	5	5
30-34	5	2	1	4	6	8	10	11	10	16
Divorced										
Total under 18 years old	502	419	517	499	464	769	582	686	682	628
18-19	-	-	-	-	-	-	-	-	-	1
20-24	-	-	-	-	-	-	1	1	4	2
25-29	17	12	23	20	25	91	75	93	89	87
30-34	179	140	172	164	156	290	226	254	246	215
Total under 18 years old	306	267	322	315	283	388	280	338	343	323
Unspecified marital status										
Total under 18 years old	-	-	2	3	-	-	-	2	8	-
18-19	-	-	-	-	-	-	-	-	-	-
20-24	-	-	1	-	-	-	-	1	2	-
25-29	-	-	1	3	-	-	-	1	2	-
30-34	-	-	-	-	-	-	-	-	2	-

Kyzylorda

people

	Grooms					Brides				
	2019*	2020*	2021*	2022	2023	2019*	2020*	2021*	2022	2023
Got married										
Total under 18 years old	5 022	5 157	5 038	4 415	3 917	5 352	5 437	5 334	4 681	4 169
18-19	3	3	4	2	1	30	33	23	29	22
20-24	93	105	112	112	108	636	674	772	699	699
25-29	1 789	1 862	1 887	1 674	1 523	2 936	3 019	2 869	2 471	2 155
30-34	2 268	2 343	2 183	1 841	1 573	1 279	1 263	1 222	1 016	867
Total under 18 years old	869	844	852	786	712	471	448	448	466	426
Never been married										
Total under 18 years old	4 660	4 798	4 711	4 051	3 604	4 959	5 043	4 941	4 255	3 753
18-19	3	3	4	2	1	30	33	23	29	22
20-24	91	105	111	112	108	629	662	759	695	695
25-29	1 769	1 847	1 872	1 657	1 501	2 888	2 966	2 814	2 412	2 096
30-34	2 148	2 225	2 072	1 707	1 464	1 112	1 101	1 061	859	705
Total under 18 years old	649	618	652	573	530	300	281	284	260	235
Widowed										
Total under 18 years old	10	9	12	7	6	24	15	16	14	17
18-19	-	-	-	-	-	-	-	-	-	-
20-24	1	-	-	-	-	1	-	1	-	1
25-29	-	1	2	-	1	3	6	4	-	2
30-34	5	2	5	3	2	7	1	6	4	4
Total under 18 years old	4	6	5	4	3	13	8	5	10	10
Divorced										
Total under 18 years old	345	345	309	355	306	356	362	360	406	397
18-19	-	-	-	-	-	-	-	-	-	-
20-24	1	-	-	-	-	4	2	1	3	3
25-29	16	13	10	16	21	38	43	46	57	56
30-34	113	114	105	130	107	158	159	154	152	157
Total under 18 years old	215	218	194	209	178	156	158	159	194	181
Unspecified marital status										
Total under 18 years old	7	5	6	2	1	13	17	17	6	2
18-19	-	-	-	-	-	-	-	-	-	-
20-24	-	-	1	-	-	2	10	11	1	-
25-29	4	1	3	1	-	7	4	5	2	1
30-34	2	2	1	1	-	2	2	1	1	1
Total under 18 years old	1	2	1	-	1	2	1	-	2	-

Mangystau

people

	Grooms					Brides				
	2019*	2020*	2021*	2022	2023	2019*	2020*	2021*	2022	2023
Got married										
Total	4 744	4 383	4 824	4 375	4 193	4 935	4 573	5 040	4 589	4 401
under 18 years old	9	5	2	5	7	63	51	52	59	60
18-19	206	185	250	234	286	906	827	1 018	962	943
20-24	2 128	1 941	2 187	2 036	1 898	2 487	2 365	2 494	2 250	2 153
25-29	1 728	1 623	1 686	1 428	1 361	1 036	948	977	853	787
30-34	673	629	699	672	641	443	382	499	465	458
Never been married										
Total	4 358	4 043	4 447	4 005	3 780	4 569	4 220	4 664	4 220	3 946
under 18 years old	9	5	2	5	7	63	51	51	59	58
18-19	204	184	248	234	285	898	820	1 010	960	940
20-24	2 082	1 916	2 155	2 009	1 867	2 418	2 313	2 437	2 192	2 083
25-29	1 576	1 498	1 562	1 299	1 197	896	789	834	717	626
30-34	487	440	480	458	424	294	247	332	292	239
Widowed										
Total	18	12	11	8	12	23	19	11	18	23
under 18 years old	-	-	-	-	-	-	-	-	-	-
18-19	-	1	-	-	-	2	3	-	1	1
20-24	7	3	3	-	1	6	4	3	1	7
25-29	7	3	2	2	5	7	6	2	3	5
30-34	4	5	6	6	6	8	6	6	13	10
Divorced										
Total	362	324	350	361	397	326	328	339	347	427
under 18 years old	-	-	-	-	-	-	-	-	-	1
18-19	-	-	-	-	-	1	2	-	1	-
20-24	35	21	20	26	29	52	44	-	53	61
25-29	145	120	117	127	157	132	153	137	133	156
30-34	182	183	213	208	211	141	129	159	160	209
Unspecified marital status										
Total	6	4	16	1	4	17	6	26	4	5
under 18 years old	-	-	-	-	-	-	-	1	-	1
18-19	2	-	2	-	1	5	2	8	-	2
20-24	4	1	9	1	1	11	4	11	4	2
25-29	-	2	5	-	2	1	-	4	-	-
30-34	-	1	-	-	-	-	-	2	-	-

Pavlodar

people

	Grooms					Brides				
	2019*	2020*	2021*	2022	2023	2019*	2020*	2021*	2022	2023
Got married										
Total	3 988	3 745	3 651	3 269	3 034	4 181	3 926	3 852	3 480	3 233
under 18 years old	6	11	3	7	5	50	45	49	64	38
18-19	74	105	104	103	103	401	446	450	415	429
20-24	1 427	1 301	1 253	1 127	1 077	1 917	1 749	1 674	1 508	1 402
25-29	1 540	1 473	1 409	1 218	1 111	1 114	1 044	984	817	814
30-34	941	855	882	814	738	699	642	695	676	550
Never been married										
Total	3 447	3 339	3 206	2 785	2 602	3 526	3 339	3 228	2 814	2 649
under 18 years old	6	11	3	7	5	50	45	49	64	38
18-19	74	105	104	103	103	400	444	447	413	421
20-24	1 395	1 275	1 226	1 103	1 054	1 835	1 673	1 608	1 423	1 313
25-29	1 351	1 335	1 266	1 062	959	855	819	745	590	605
30-34	621	613	607	510	481	386	358	379	324	272
Widowed										
Total	10	4	5	6	2	18	20	17	16	15
under 18 years old	-	-	-	-	-	-	-	-	-	-

Continuation

	Grooms					Brides				
	2019*	2020*	2021*	2022	2023	2019*	2020*	2021*	2022	2023
18-19	-	-	-	-	-	-	-	-	-	-
20-24	2	3	-	-	-	2	3	1	1	-
25-29	4	-	1	2	-	6	8	5	4	5
30-34	4	1	4	4	2	10	9	11	11	10
Divorced										
Total under 18 years old	528	402	440	477	426	636	567	604	648	562
18-19	-	-	-	-	-	-	-	-	-	-
20-24	29	23	27	24	23	80	73	64	84	88
25-29	184	138	142	154	150	253	217	234	222	204
30-34	315	241	271	299	253	302	275	305	340	263
Unspecified marital status										
Total under 18 years old	3	-	-	1	4	1	-	3	2	7
18-19	-	-	-	-	-	-	-	-	-	-
20-24	1	-	-	-	-	-	-	1	-	1
25-29	1	-	-	-	2	-	-	-	1	-
30-34	1	-	-	1	2	1	-	-	1	5

Soltustik Kazakhstan

people

	Grooms					Brides				
	2019*	2020*	2021*	2022	2023	2019*	2020*	2021*	2022	2023
Got married										
Total under 18 years old	2 513	2 151	2 455	2 467	2 134	2 697	2 296	2 622	2 616	2 294
18-19	59	55	57	60	62	283	259	291	317	269
20-24	819	691	784	844	733	1 120	1 015	1 081	1 145	1 001
25-29	1 010	893	944	903	761	779	569	701	647	545
30-34	621	510	669	653	575	468	417	506	475	454
Never been married										
Total under 18 years old	2 203	1 894	2 141	2 144	1 852	2 240	1 905	2 123	2 154	1 811
18-19	59	54	57	60	61	282	252	287	316	266
20-24	805	679	761	833	714	1 068	962	1 015	1 092	932
25-29	911	806	848	816	675	585	448	516	462	378
30-34	424	353	474	428	399	258	207	262	252	211
Widowed										
Total under 18 years old	3	5	7	4	2	15	11	17	12	25
18-19	-	-	-	-	-	-	-	-	-	-
20-24	-	1	2	-	-	1	3	2	1	1
25-29	-	2	2	1	1	5	2	6	3	7
30-34	3	2	3	3	1	9	6	9	8	17
Divorced										
Total under 18 years old	307	251	307	318	276	441	375	482	450	453
18-19	-	-	-	-	1	1	3	4	1	2
20-24	14	11	21	11	18	51	49	64	52	66
25-29	99	85	94	85	83	188	119	179	182	158
30-34	194	155	192	222	174	201	204	235	215	226
Unspecified marital status										
Total under 18 years old	-	1	-	1	4	1	5	-	-	5
18-19	-	1	-	-	-	-	4	-	-	1
20-24	-	-	-	-	1	-	1	-	-	2
25-29	-	-	-	1	2	1	-	-	-	2
30-34	-	-	-	-	1	-	-	-	-	-

Turkistan

people

	Grooms					Brides				
	2019*	2020*	2021*	2022	2023	2019*	2020*	2021*	2022	2023
Got married										
Total	12 569	12 324	12 536	11 993	10 513	13 232	12 862	13 167	12 595	11 056
under 18 years old	1	-	1	1	1	48	58	23	38	33
18-19	173	211	246	251	236	2 980	3 105	3 472	3 371	2 952
20-24	4 900	4 841	5 018	4 872	4 361	7 682	7 450	7 355	6 860	6 107
25-29	5 654	5 584	5 478	5 207	4 370	1 829	1 637	1 648	1 663	1 356
30-34	1 841	1 688	1 793	1 662	1 545	693	612	669	663	608
Never been married										
Total	11 596	11 804	11 980	11 438	9 965	12 282	12 413	12 645	12 027	10 453
under 18 years old	1	0	1	1	1	46	58	23	38	33
18-19	159	207	244	251	233	2 839	3 061	3 425	3 362	2 946
20-24	4 647	4 798	4 980	4 824	4 321	7 249	7 345	7 249	6 733	5 973
25-29	5 258	5 383	5 284	5 003	4 170	1 605	1 462	1 461	1 444	1 111
30-34	1 531	1 416	1 471	1 359	1 240	543	487	487	450	390
Widowed										
Total	38	27	32	18	19	47	29	31	27	18
under 18 years old	-	-	-	-	-	-	-	-	-	-
18-19	1	-	-	-	-	2	1	3	1	-
20-24	5	7	4	3	1	18	11	7	7	4
25-29	15	9	13	4	5	12	7	12	13	4
30-34	17	11	15	11	13	15	10	9	6	10
Divorced										
Total	406	461	505	522	516	317	349	429	519	561
under 18 years old	-	-	-	-	-	-	-	-	-	-
18-19	-	1	-	-	1	-	1	6	5	2
20-24	23	25	27	42	34	59	72	80	115	121
25-29	156	177	172	193	191	144	163	170	198	234
30-34	227	258	306	287	290	114	113	173	201	204
Unspecified marital status										
Total	529	32	19	15	13	586	71	62	22	24
under 18 years old	-	-	-	-	-	2	-	-	-	-
18-19	13	3	2	-	2	139	42	38	3	4
20-24	225	11	7	3	5	356	22	19	5	9
25-29	225	15	9	7	4	68	5	5	8	7
30-34	66	3	1	5	2	21	2	-	6	4

Ulytau

people

	Grooms					Brides				
	2019*	2020*	2021*	2022	2023	2019*	2020*	2021*	2022	2023
Got married										
Total	1 296	1 268	1 244	1 105	1 144	1 390	1 330	1 319	1 170	1 224
under 18 years old	-	1	2	-	1	21	16	10	13	10
18-19	26	20	21	28	33	190	201	190	207	236
20-24	492	479	441	431	453	677	661	667	555	596
25-29	537	553	546	436	424	336	316	294	248	218
30-34	241	215	234	210	233	166	136	158	147	164
Never been married										
Total	1 158	1 156	1 144	990	1 009	1 231	1 187	1 182	1 020	1 028
under 18 years old	-	1	2	-	1	21	16	10	13	10
18-19	26	20	21	28	33	190	200	190	206	234
20-24	476	469	439	427	439	658	644	647	531	554
25-29	491	515	508	394	381	264	255	244	188	157
30-34	165	151	174	141	155	98	72	91	82	73
Widowed										
Total	9	8	-	1	5	7	4	5	8	3
under 18 years old	-	-	-	-	-	-	-	-	-	-

Continuation

	Grooms					Brides				
	2019*	2020*	2021*	2022	2023	2019*	2020*	2021*	2022	2023
18-19	-	-	-	-	-	-	-	-	-	-
20-24	5	2	-	-	-	-	-	1	-	-
25-29	4	3	-	-	1	2	2	3	5	1
30-34	-	3	-	1	4	5	2	1	3	2
Divorced										
Total under 18 years old	129	104	97	113	127	152	139	132	139	185
18-19	-	-	-	-	-	-	-	-	-	-
20-24	11	8	1	4	13	19	17	19	22	38
25-29	42	35	36	41	40	70	59	47	55	58
30-34	76	61	60	68	74	63	62	66	62	87
Unspecified marital status										
Total under 18 years old	-	-	3	1	3	-	-	-	3	8
18-19	-	-	-	-	-	-	-	-	1	-
20-24	-	-	1	-	1	-	-	-	2	4
25-29	-	-	2	1	2	-	-	-	-	2
30-34	-	-	-	-	-	-	-	-	-	2

Shygys Kazakhstan

people

	Grooms					Brides				
	2019*	2020*	2021*	2022	2023	2019*	2020*	2021*	2022	2023
Got married										
Total under 18 years old	3 721	3 543	3 742	3 101	3 020	3 937	3 706	3 980	3 300	3 227
18-19	57	79	76	57	93	326	380	399	350	365
20-24	1 147	1 095	1 088	965	1 027	1 719	1 592	1 639	1 367	1 397
25-29	1 597	1 513	1 617	1 267	1 096	1 150	1 001	1 123	877	824
30-34	916	852	956	808	801	703	680	770	664	604
Never been married										
Total under 18 years old	3 218	3 146	3 272	2 663	2 592	3 248	3 043	3 233	2 681	2 619
18-19	57	78	76	56	93	323	377	397	348	361
20-24	1 121	1 073	1 066	943	1 008	1 637	1 515	1 557	1 298	1 321
25-29	1 431	1 393	1 477	1 116	961	859	753	856	659	604
30-34	605	598	648	544	527	390	345	374	334	296
Widowed										
Total under 18 years old	9	6	6	9	3	27	25	27	20	19
18-19	-	-	-	-	-	-	-	1	1	1
20-24	2	-	1	-	-	3	4	1	1	3
25-29	5	2	2	3	2	8	8	9	9	3
30-34	2	4	3	6	1	16	12	16	10	12
Divorced										
Total under 18 years old	493	390	463	429	420	660	636	719	598	585
18-19	-	1	-	1	-	3	2	1	2	3
20-24	24	22	21	22	19	78	72	81	67	71
25-29	160	117	137	148	130	282	240	257	209	217
30-34	309	250	305	258	271	297	322	380	320	294
Unspecified marital status										
Total under 18 years old	1	1	1	-	5	2	2	1	1	4
18-19	-	-	-	-	-	-	-	-	-	-
20-24	-	-	-	-	-	1	1	-	1	2
25-29	1	1	1	-	3	1	-	1	-	-
30-34	-	-	-	-	2	-	1	-	-	2

Astana city

people

	Grooms					Brides				
	2019*	2020*	2021*	2022	2023	2019*	2020*	2021*	2022	2023
Got married										
Total	9 532	8 962	9 871	8 348	8 077	10 037	9 443	10 455	8 865	8 624
under 18 years old	3	1	2	3	3	37	27	34	27	27
18-19	107	87	89	85	117	551	553	740	580	621
20-24	2 797	2 671	2 826	2 297	2 315	4 700	4 376	4 636	3 939	3 794
25-29	4 561	4 283	4 599	3 843	3 585	3 261	3 172	3 404	2 854	2 720
30-34	2 064	1 920	2 355	2 120	2 057	1 488	1 315	1 641	1 465	1 462
Never been married										
Total	8 502	8 156	8 804	7 408	7 201	9 040	8 649	9 392	7 829	7 637
under 18 years old	3	1	2	3	3	37	27	34	27	27
18-19	106	82	89	85	117	540	538	734	572	619
20-24	2 742	2 629	2 778	2 250	2 277	4 572	4 278	4 497	3 801	3 701
25-29	4 211	4 039	4 261	3 560	3 327	2 877	2 861	2 995	2 495	2 348
30-34	1 440	1 405	1 674	1 510	1 477	1 014	945	1 132	934	942
Widowed										
Total	19	15	20	6	8	26	23	24	21	21
under 18 years old	-	-	-	-	-	-	-	-	-	-
18-19	-	-	-	-	-	-	2	-	-	-
20-24	2	6	4	2	-	6	2	4	1	2
25-29	10	4	6	-	1	7	8	10	3	7
30-34	7	5	10	4	7	13	11	10	17	12
Divorced										
Total	994	776	1 027	928	866	938	736	1 019	1 010	960
under 18 years old	-	-	-	-	-	-	-	-	-	-
18-19	-	-	-	-	-	-	1	2	7	2
20-24	47	31	36	45	38	113	85	129	135	88
25-29	333	236	325	282	256	369	295	392	355	364
30-34	614	509	666	601	572	456	355	496	513	506
Unspecified marital status										
Total	17	15	20	6	2	33	35	20	5	6
under 18 years old	-	-	-	-	-	-	-	-	-	-
18-19	1	5	-	-	-	11	12	4	1	-
20-24	6	5	8	-	-	9	11	6	2	3
25-29	7	4	7	1	1	8	8	7	1	1
30-34	3	1	5	5	1	5	4	3	1	2

Almaty city

people

	Grooms					Brides				
	2019*	2020*	2021*	2022	2023	2019*	2020*	2021*	2022	2023
Got married										
Total	14 459	12 888	14 684	9 959	9 622	15 454	13 715	15 683	10 884	10 356
under 18 years old	5	-	3	7	2	54	42	48	42	17
18-19	184	159	185	159	186	1 062	965	1 174	825	890
20-24	4 210	3 635	4 202	2 794	2 795	6 985	6 125	7 002	4 641	4 427
25-29	6 752	6 011	6 649	4 364	4 033	5 057	4 568	4 901	3 457	3 186
30-34	3 308	3 083	3 645	2 635	2 606	2 296	2 015	2 558	1 919	1 836
Never been married										
Total	13 118	11 714	13 212	8 823	8 482	13 941	12 493	14 121	9 625	9 141
under 18 years old	5	0	3	7	2	54	42	48	40	17
18-19	182	155	185	159	186	1 038	948	1 161	817	884
20-24	4 148	3 587	4 147	2 741	2 754	6 817	6 003	6 848	4 489	4 302
25-29	6 321	5 645	6 213	4 025	3 710	4 476	4 116	4 330	3 043	2 772
30-34	2 462	2 327	2 664	1 891	1 830	1 556	1 384	1 734	1 236	1 166
Widowed										
Total	17	19	27	15	20	39	36	40	27	23
under 18 years old	-	-	-	-	-	-	-	-	1	-

Continuation

	Grooms					Brides				
	2019*	2020*	2021*	2022	2023	2019*	2020*	2021*	2022	2023
18-19	-	-	-	-	-	1	-	-	-	-
20-24	2	3	2	-	3	9	8	4	2	1
25-29	7	2	9	6	3	12	9	15	7	4
30-34	8	14	16	9	14	17	19	21	17	18
Divorced										
Total under 18 years old	1 320	1 140	1 440	1 108	1 117	1 448	1 159	1 508	1 214	1 182
18-19	-	-	-	-	-	-	-	-	1	-
20-24	1	1	-	-	-	7	2	6	5	5
25-29	59	39	51	52	38	153	107	146	142	121
30-34	423	359	426	329	318	566	440	553	402	408
Unspecified marital status										
Total under 18 years old	4	15	5	13	3	26	27	14	18	10
18-19	-	-	-	-	-	-	-	-	-	-
20-24	1	3	-	-	-	16	15	7	3	1
25-29	1	6	2	1	-	6	7	4	8	3
30-34	1	5	1	4	2	3	3	3	5	2
	1	1	2	8	1	1	2	-	2	4

Shymkent city

people

	Grooms					Brides				
	2019*	2020*	2021*	2022	2023	2019*	2020*	2021*	2022	2023
Got married										
Total under 18 years old	7 219	6 137	6 889	6 114	5 614	7 604	6 400	7 213	6 483	5 964
18-19	1	1	1	1	3	29	13	33	19	20
20-24	89	69	131	96	102	1 179	1 065	1 278	1 219	1 081
25-29	2 563	2 236	2 437	2 248	2 108	4 305	3 649	4 024	3 550	3 249
30-34	3 428	2 884	3 157	2 738	2 397	1 532	1 261	1 377	1 174	1 076
Never been married										
Total under 18 years old	1 138	947	1 163	1 031	1 004	559	412	501	521	538
18-19	6 750	5 787	6 441	5 671	5 216	7 164	6 068	6 719	6 088	5 574
20-24	1	1	1	1	3	29	13	33	19	20
25-29	84	66	122	96	100	1 151	1 034	1 219	1 218	1 078
30-34	2 544	2 214	2 410	2 216	2 081	4 227	3 614	3 942	3 483	3 178
Widowed										
Total under 18 years old	3 268	2 757	3 009	2 592	2 256	1 367	1 122	1 207	1 016	930
18-19	853	749	899	766	776	390	285	318	352	368
20-24	19	8	11	7	4	16	8	14	12	8
25-29	-	-	-	-	-	-	-	-	-	-
30-34	-	-	-	-	-	-	-	-	-	-
Divorced										
Total under 18 years old	6	2	2	1	-	5	1	2	3	-
18-19	5	4	3	3	-	5	3	6	5	2
20-24	8	2	6	3	4	6	4	6	4	6
25-29	437	331	418	436	392	377	287	398	382	378
30-34	-	-	-	-	-	-	-	-	-	-
Unspecified marital status										
Total under 18 years old	-	-	-	-	-	-	-	-	-	-
18-19	-	-	1	-	2	2	1	3	1	1
20-24	11	17	20	31	27	53	32	60	63	69
25-29	151	119	140	143	139	160	132	162	153	144
30-34	275	195	257	262	224	162	122	173	165	164
Unspecified marital status										
Total under 18 years old	13	11	19	-	2	47	37	82	1	4
18-19	-	-	-	-	-	-	-	-	-	-
20-24	5	3	8	-	-	26	30	56	-	2
25-29	2	3	5	-	-	20	2	20	1	2
30-34	4	4	5	-	2	-	4	2	-	-
	2	1	1	-	-	1	1	4	-	-

2.2 Average age at first marriage entered

years old

	Grooms					Brides				
	2019*	2020*	2021*	2022	2023	2019*	2020*	2021*	2022	2023
All population										
Republic of Kazakhstan	27.6	27.5	27.9	28.0	27.8	25.0	24.8	25.2	25.2	25.2
Abay	27.8	27.7	28.3	28.4	28.1	25.2	24.9	25.7	25.8	25.5
Akmola	28.2	27.9	28.5	28.2	28.5	25.4	25.3	25.8	25.8	25.7
Aktobe	27.1	26.9	27.3	27.6	27.2	24.9	24.7	25.1	25.7	25.0
Almaty	28.5	28.1	28.7	28.3	28.2	25.6	25.2	25.8	25.5	25.3
Atyrau	26.5	26.3	26.6	26.7	26.8	24.7	24.4	24.7	24.8	24.5
Batys Kazakhstan	27.4	27.5	27.9	27.5	27.7	25.1	25.2	25.6	25.4	25.5
Zhambyl	27.6	27.5	27.6	27.7	27.4	24.3	24.0	24.4	24.3	24.1
Zhetisu	27.9	27.6	28.0	28.1	27.9	25.2	24.8	25.0	25.1	25.1
Karagandy	28.2	27.9	28.6	29.0	28.6	25.9	25.5	26.3	26.7	26.0
Kostanay	28.1	28.3	28.9	28.7	28.7	25.7	25.6	26.3	26.5	26.1
Kyzylorda	27.3	26.9	27.1	27.2	27.0	24.3	24.0	24.2	24.5	24.1
Mangystau	26.2	26.2	26.3	26.1	26.1	24.0	23.9	24.3	24.0	24.0
Pavlodar	28.1	28.0	28.7	28.7	28.7	25.7	25.8	26.7	26.5	26.5
Soltustik Kazakhstan	28.7	28.7	29.2	29.0	29.1	26.2	26.0	26.6	26.4	26.6
Turkistan	27.0	26.7	26.7	26.9	26.6	23.2	22.9	22.8	22.9	22.9
Ulytau	27.5	27.5	28.3	28.6	27.6	24.9	24.9	25.5	25.0	24.9
Shygys Kazakhstan	28.5	28.2	29.2	29.5	29.0	26.0	25.7	26.5	26.8	26.5
Astana city	27.6	27.7	28.0	28.6	28.2	25.8	25.9	26.1	26.5	26.4
Almaty city	28.0	28.1	28.4	28.8	28.6	26.0	26.1	26.3	26.9	26.6
Shymkent city	27.1	26.8	27.0	27.9	27.7	24.0	23.6	23.8	24.1	24.5
Urban population										
Republic of Kazakhstan	27.6	27.5	27.9	28.3	28.0	25.3	25.2	25.6	25.7	25.7
Abay	27.4	27.3	27.9	28.2	27.9	25.1	24.8	25.6	26.0	25.5
Akmola	28.0	27.8	28.2	28.0	28.4	25.4	25.4	25.8	26.0	25.8
Aktobe	27.1	27.0	27.2	27.9	27.3	25.1	24.9	25.2	26.0	25.3
Almaty	28.2	28.2	28.7	28.6	28.3	25.4	25.8	26.0	26.0	25.9
Atyrau	26.6	26.5	26.7	26.9	27.2	25.0	24.8	25.0	25.5	25.1
Batys Kazakhstan	27.3	27.5	27.9	27.8	27.8	25.2	25.4	25.7	25.9	25.8
Zhambyl	27.9	27.5	27.8	28.2	27.9	24.9	24.5	25.0	25.2	25.1
Zhetisu	27.6	27.3	27.5	28.1	27.9	25.3	24.9	25.0	25.2	25.3
Karagandy	28.1	27.9	28.6	29.2	28.7	26.0	25.6	26.4	26.8	26.2
Kostanay	28.1	28.2	28.7	28.5	28.6	25.9	25.8	26.3	26.5	26.2
Kyzylorda	27.3	27.0	27.0	27.6	27.1	24.7	24.4	24.7	25.1	24.5
Mangystau	26.8	26.8	27.3	26.8	26.9	24.7	24.6	25.4	25.0	25.0
Pavlodar	28.1	28.0	28.6	28.8	28.4	25.8	26.0	26.7	26.8	26.5
Soltustik Kazakhstan	28.7	28.3	29.0	28.9	29.1	26.8	26.0	27.0	26.7	27.0
Turkistan	26.9	26.6	26.6	26.8	26.8	23.4	23.0	23.1	23.2	23.4
Ulytau	27.5	27.4	28.4	28.1	27.6	25.0	25.0	25.7	25.1	25.2
Shygys Kazakhstan	28.2	28.0	28.9	29.6	28.8	25.9	25.8	26.4	26.9	26.6
Astana city	27.6	27.7	28.0	28.6	28.2	25.8	25.9	26.1	26.5	26.4
Almaty city	28.0	28.1	28.4	28.8	28.6	26.0	26.1	26.3	26.9	26.6
Shymkent city	27.1	26.8	27.0	27.9	27.7	24.0	23.6	23.8	24.1	24.5
Rural population										
Republic of Kazakhstan	27.7	27.3	27.7	27.5	27.4	24.3	24.0	24.4	24.2	24.2
Abay	28.9	28.6	29.4	28.7	28.7	25.4	25.1	26.0	25.4	25.5
Akmola	28.4	28.1	29.1	28.4	28.6	25.2	25.0	25.9	25.5	25.5
Aktobe	27.3	26.4	27.8	26.8	27.1	24.2	23.7	24.6	24.8	24.1
Almaty	28.6	28.1	28.8	28.2	28.2	25.7	25.1	25.7	25.3	25.1
Atyrau	26.3	26.0	26.4	26.5	26.2	24.0	23.6	24.1	23.7	23.6
Batys Kazakhstan	27.7	27.2	27.8	27.1	27.5	24.8	24.6	25.0	24.5	24.8
Zhambyl	27.3	27.4	27.5	27.3	27.0	23.7	23.6	23.8	23.7	23.3
Zhetisu	28.1	27.9	28.4	28.1	27.8	25.1	24.7	24.9	25.0	24.9
Karagandy	28.4	28.5	28.7	28.0	28.3	24.8	25.1	25.6	25.7	24.8
Kostanay	28.2	28.4	29.5	29.1	28.8	25.2	25.2	26.2	26.4	25.9
Kyzylorda	27.4	26.9	27.2	26.8	26.9	24.0	23.7	23.8	23.8	23.7
Mangystau	25.5	25.6	25.7	25.5	25.5	23.2	23.2	23.5	23.2	23.2
Pavlodar	28.1	28.0	29.1	28.4	29.4	25.1	25.0	26.7	25.7	26.5
Soltustik Kazakhstan	28.7	29.2	29.4	29.1	29.2	25.5	26.0	26.0	26.1	26.0
Turkistan	27.1	26.7	26.7	26.9	26.6	23.1	22.8	22.7	22.8	22.7
Ulytau	27.4	27.9	27.5	31.1	27.2	24.4	24.2	24.2	24.3	23.8
Shygys Kazakhstan	29.3	28.7	30.2	29.2	29.5	26.2	25.5	26.7	26.4	26.1

2.3 Divorces by age of former spouses

people

Age	Men					Women				
	2019*	2020*	2021*	2022	2023	2019*	2020*	2021*	2022	2023
Republic of Kazakhstan										
Total	26 794	21 213	21 390	21 985	20 625	33 547	26 531	26 592	27 048	24 516
< 18	1	-	-	1	3	15	6	1	19	124
18-19	45	38	46	59	234	370	268	345	435	1 205
20-24	2 545	1 808	2 010	2 449	3 830	6 261	4 764	4 967	5 668	6 670
25-29	10 225	8 028	7 999	8 145	7 697	13 023	10 476	10 213	10 048	8 261
30-34	13 978	11 339	11 335	11 331	8 861	13 878	11 017	11 066	10 878	8 256
Abay										
Total	750	684	715	696	761	953	852	891	840	931
< 18	-	-	-	-	1	-	-	1	-	6
18-19	2	1	-	1	15	11	9	12	14	45
20-24	89	57	63	75	137	202	158	153	182	238
25-29	287	256	250	259	287	391	328	347	321	327
30-34	372	370	402	361	321	349	357	378	323	315
Akmola										
Total	1 244	956	857	840	639	1 535	1 198	1 030	1 026	759
< 18	-	-	-	-	-	1	-	-	3	6
18-19	6	6	2	2	8	23	13	12	20	43
20-24	140	94	87	109	132	318	218	207	247	209
25-29	438	371	359	297	239	580	476	428	350	231
30-34	660	485	409	432	260	613	491	383	406	270
Aktobe										
Total	1 292	986	1 198	1 028	1 034	1 563	1 193	1 416	1 248	1 185
< 18	-	-	-	-	-	1	1	-	1	4
18-19	-	2	4	2	16	14	13	23	18	75
20-24	143	105	122	133	214	299	250	254	264	343
25-29	498	402	460	382	373	618	463	570	486	407
30-34	651	477	612	511	431	631	466	569	479	356
Almaty										
Total	2 015	1 448	1 331	1 438	1 425	2 589	1 854	1 754	1 807	1 725
< 18	-	-	-	-	-	2	-	-	1	8
18-19	3	2	1	2	18	23	25	26	28	82
20-24	159	122	117	166	246	447	313	323	375	454
25-29	781	527	524	526	542	979	701	606	665	602
30-34	1 072	797	689	744	619	1 138	815	799	738	579
Atyrau										
Total	809	659	694	806	629	967	813	832	908	744
< 18	-	-	-	1	-	-	-	-	2	2
18-19	2	3	3	4	7	18	9	18	30	48
20-24	110	69	100	126	129	205	162	192	232	199
25-29	336	264	266	317	237	372	299	301	326	247
30-34	361	323	325	358	256	372	343	321	318	248
Batys Kazakhstan										
Total	1 032	844	814	802	840	1 275	1 046	977	951	954
< 18	-	-	-	-	-	2	1	-	-	2
18-19	1	-	1	1	10	16	11	14	16	48
20-24	108	75	81	90	176	235	177	166	183	263
25-29	411	346	283	301	300	485	425	383	358	345
30-34	512	423	449	410	354	537	432	414	394	296
Zhambyl										
Total	1 329	969	1 188	1 083	996	1 797	1 315	1 513	1 357	1 241
< 18	-	-	-	-	1	-	-	-	-	10
18-19	2	-	4	3	6	24	9	21	32	74
20-24	119	85	112	110	186	346	264	320	323	380
25-29	493	358	430	402	408	716	527	587	514	411
30-34	715	526	642	568	395	711	515	585	488	366
Zhetisu										
Total	958	785	760	746	648	1 226	1 013	961	935	791
< 18	-	-	-	-	-	-	-	-	2	5
18-19	2	-	2	4	9	18	16	16	15	34
20-24	90	68	64	95	131	258	179	201	232	244
25-29	398	286	292	284	255	452	418	355	330	242
30-34	468	431	402	363	253	498	400	389	356	266

Continuation

Age	Men					Women				
	2019*	2020*	2021*	2022	2023	2019*	2020*	2021*	2022	2023
Karagandy										
Total	2 017	1 666	1768	1 746	1 743	2 469	2 039	2167	2 137	2 048
< 18	-	-	-	-	-	2	-	-	2	10
18-19	6	1	5	8	18	29	20	23	35	107
20-24	201	157	158	201	341	458	381	404	447	540
25-29	738	635	647	653	655	941	840	816	784	679
30-34	1 072	873	958	884	729	1 039	798	924	869	712
Kostanay										
Total	1 503	1 162	1 025	1 146	1 209	1 823	1 442	1 243	1 413	1 426
< 18	-	-	-	-	-	-	-	-	1	13
18-19	1	4	1	2	15	10	11	12	23	68
20-24	155	103	99	132	245	356	225	243	290	380
25-29	585	422	382	415	429	696	546	481	514	476
30-34	762	633	543	597	520	761	660	507	585	489
Kyzylorda										
Total	975	756	807	800	871	1 281	969	1 080	1 007	1 059
< 18	-	-	-	-	1	1	1	-	1	3
18-19	-	1	1	1	9	15	12	16	24	55
20-24	87	67	87	98	192	228	166	196	244	340
25-29	379	277	332	316	332	532	420	457	377	362
30-34	509	411	387	385	337	505	370	411	361	299
Manгыстау										
Total	882	715	715	796	798	1 065	875	842	934	921
< 18	-	-	-	-	-	1	-	-	-	7
18-19	1	4	2	3	13	24	16	16	14	60
20-24	136	81	105	109	165	257	189	204	223	250
25-29	366	297	279	310	307	421	351	316	363	340
30-34	379	333	329	374	313	362	319	306	334	264
Pavlodar										
Total	1 424	1 183	1 156	1 044	1 059	1 708	1 415	1 363	1 251	1 227
< 18	-	-	-	-	-	1	-	-	1	6
18-19	4	1	1	8	16	17	14	15	23	60
20-24	151	106	115	116	217	333	250	255	238	346
25-29	537	435	430	362	372	643	512	490	461	388
30-34	732	641	610	558	454	714	639	603	528	427
Soltustik Kazakhstan										
Total	849	793	752	770	720	1 046	964	896	936	841
< 18	-	-	-	-	-	-	-	-	1	8
18-19	1	-	3	3	8	16	14	14	10	54
20-24	75	72	86	82	147	186	154	169	177	212
25-29	331	309	260	258	242	404	390	356	357	262
30-34	442	412	403	427	323	440	406	357	391	305
Turkistan										
Total	1 634	1 267	1 192	1 156	1 109	2 232	1 711	1 585	1 507	1 379
< 18	-	-	-	-	-	-	-	-	2	1
18-19	2	3	3	1	16	23	24	25	27	103
20-24	124	102	115	136	199	533	444	402	475	509
25-29	636	540	490	495	421	884	670	630	571	418
30-34	872	622	584	524	473	792	573	528	432	348
Ulytau										
Total	341	345	309	265	272	420	447	389	330	317
< 18	1	-	-	-	-	1	-	-	-	5
18-19	-	-	-	-	4	8	3	6	10	17
20-24	32	27	30	37	40	85	74	86	77	93
25-29	145	138	120	117	122	156	191	146	120	111
30-34	163	180	159	111	106	170	179	151	123	91
Shygys Kazakhstan										
Total	1 223	980	1034	971	1 120	1 521	1 162	1256	1 205	1 300
< 18	-	-	-	-	-	-	-	-	1	14
18-19	4	2	5	3	14	20	14	13	20	64
20-24	109	73	80	99	219	237	204	201	217	337
25-29	437	351	390	349	382	598	464	473	416	414
30-34	673	554	559	520	505	666	480	569	551	471

Age	Men					Women				
	2019*	2020*	2021*	2022	2023	2019*	2020*	2021*	2022	2023
Astana city										
Total	2 065	1 894	1 939	2 150	1 767	2 516	2 347	2 421	2 601	2 043
< 18	-	-	-	-	-	1	2	-	-	6
18-19	1	3	3	3	13	11	7	10	17	47
20-24	137	122	136	181	261	344	337	320	409	477
25-29	758	671	670	773	705	1 025	903	930	978	735
30-34	1 169	1 098	1 130	1 193	788	1 135	1 098	1 161	1 197	778
Almaty city										
Total	3108	2159	2108	2533	2 148	3844	2660	2653	3165	2 583
< 18	-	-	-	-	-	-	1	-	1	6
18-19	6	3	3	3	14	36	15	29	34	64
20-24	266	158	166	237	322	575	385	412	501	571
25-29	1154	778	784	879	774	1446	1042	1024	1134	901
30-34	1682	1220	1155	1414	1 038	1787	1217	1188	1495	1 041
Shymkent city										
Total	1 344	962	1 028	1 169	837	1 717	1 216	1 323	1 490	1 042
< 18	-	-	-	-	-	2	-	-	-	2
18-19	1	2	2	5	5	14	13	24	25	57
20-24	114	65	87	117	131	359	234	259	332	285
25-29	517	365	351	450	315	684	510	517	623	363
30-34	712	530	588	597	386	658	459	523	510	335

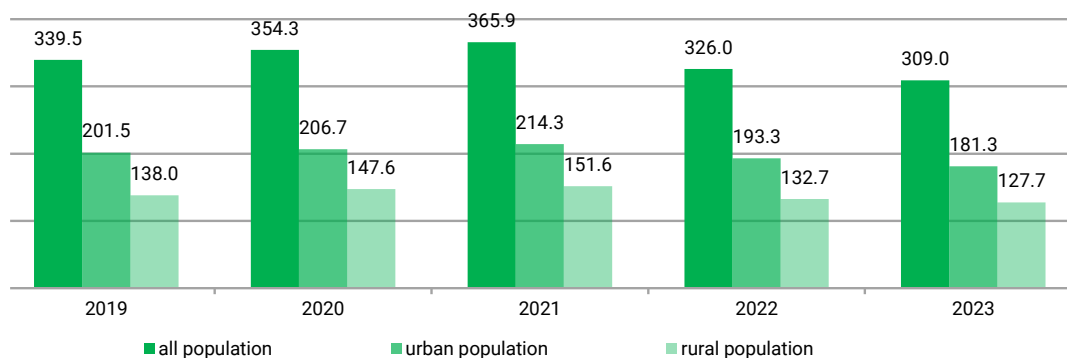
3. Fertility

3.1 Births by age of mother

Age of mother	Born, people					Share of births, in percentage				
	2019*	2020*	2021*	2022	2023	2019*	2020*	2021*	2022	2023
All population										
Total	339 509	354 257	365 851	326 031	309 026	100.0	100.0	100.0	100.0	100.0
<20	13 047	13 412	14 491	13 231	12 664	3.8	3.8	4.0	4.1	4.1
20-24	96 851	95 215	98 042	87 342	82 308	28.5	26.9	26.8	26.8	26.6
25-29	129 994	134 060	136 859	120 162	112 192	38.3	37.8	37.4	36.9	36.3
30-34	99 617	111 570	116 459	105 296	101 862	29.3	31.5	31.8	32.3	33.0
Urban population										
Total	201 522	206 673	214 258	193 330	181 321	100.0	100.0	100.0	100.0	100.0
<20	6 070	6 080	6 367	5 967	5 649	3.0	2.9	3.0	3.1	3.1
20-24	53 220	51 216	53 279	47 361	44 015	26.4	24.8	24.9	24.5	24.3
25-29	80 045	81 097	82 978	73 975	68 120	39.7	39.2	38.7	38.3	37.6
30-34	62 187	68 280	71 634	66 027	63 537	30.9	33.0	33.4	34.2	35.0
Rural population										
Total	137 987	147 584	151 593	132 701	127 705	100.0	100.0	100.0	100.0	100.0
<20	6 977	7 332	8 124	7 264	7 015	5.1	5.0	5.4	5.5	5.5
20-24	43 631	43 999	44 763	39 981	38 293	31.6	29.8	29.5	30.1	30.0
25-29	49 949	52 963	53 881	46 187	44 072	36.2	35.9	35.5	34.8	34.5
30-34	37 430	43 290	44 825	39 269	38 325	27.1	29.3	29.6	29.6	30.0

Born among the youth

thousand people



3.2 Born by mother's age and birth order

Republic of Kazakhstan

	All youth					Urban youth					Rural youth					people
	total	of them				total	of them				total	of them				
		<20	20-24	25-29	30-34		<20	20-24	25-29	30-34		<20	20-24	25-29	30-34	
Born of them	339 509	13 047	96 851	129 994	99 617	201 522	6 070	53 220	80 045	62 187	137 987	6 977	43 631	49 949	37 430	
first	108 829	11 538	53 325	32 243	11 723	69 379	5 428	31 602	23 426	8 923	39 450	6 110	21 723	8 817	2 800	
second	99 434	1 476	32 677	43 730	21 551	62 731	622	16 840	29 068	16 201	36 703	854	15 837	14 662	5 350	
third	76 455	31	9 320	35 864	31 240	43 762	18	4 200	19 550	19 994	32 693	13	5 120	16 314	11 246	
fourth	37 089	1	1 380	14 196	21 512	18 227	1	521	6 419	11 286	18 862	-	859	7 777	10 226	
fifth and above	17 681	-	145	3 953	13 583	7 408	-	55	1 576	5 777	10 273	-	90	2 377	7 806	
not indicated	21	1	4	8	8	15	1	2	6	6	6	-	2	2	2	
Born of them	354 257	13 412	95 215	134 060	111 570	206 673	6 080	51 216	81 097	68 280	147 584	7 332	43 999	52 963	43 290	
first	108 523	11 842	52 354	31 671	12 656	68 885	5 422	30 691	23 053	9 719	39 638	6 420	21 663	8 618	2 937	
second	96 317	1 537	31 603	42 067	21 110	59 738	643	15 736	27 693	15 666	36 579	894	15 867	14 374	5 444	
third	79 034	24	9 452	37 179	32 379	44 674	11	4 046	20 042	20 575	34 360	13	5 406	17 137	11 804	
fourth	48 788	1	1 614	18 485	28 688	24 106	-	649	8 381	15 076	24 682	1	965	10 104	13 612	
fifth and above	21 428	-	146	4 582	16 700	9 150	-	61	1 871	7 218	12 278	-	85	2 711	9 482	
not indicated	167	8	46	76	37	120	4	33	57	26	47	4	13	19	11	
Born of them	365 851	14 491	98 042	136 859	116 459	214 258	6 367	53 279	82 978	71 634	151 593	8 124	44 763	53 881	44 825	
first	112 976	12 610	54 156	32 829	13 381	71 005	5 570	31 803	23 698	9 934	41 971	7 040	22 353	9 131	3 447	
second	93 532	1 642	31 460	40 468	19 962	58 567	683	15 952	26 933	14 999	34 965	959	15 508	13 535	4 963	
third	77 212	32	9 404	36 500	31 276	44 397	15	4 111	19 915	20 356	32 815	17	5 293	16 585	10 920	
fourth	53 065	-	1 812	20 092	31 161	26 838	-	772	9 295	16 771	26 227	-	1 040	10 797	14 390	
fifth and above	25 030	-	166	5 597	19 267	11 107	-	79	2 325	8 703	13 923	-	87	3 272	10 564	
not indicated	4 036	207	1 044	1 373	1 412	2 344	99	562	812	871	1 692	108	482	561	541	
Born of them	326 031	13 231	87 342	120 162	105 296	193 330	5 967	47 361	73 975	66 027	132 701	7 264	39 981	46 187	39 269	
first	94 145	11 066	45 617	26 570	10 892	59 739	5 039	27 044	19 468	8 188	34 406	6 027	18 573	7 102	2 704	
second	85 473	1 578	29 451	36 365	18 079	53 782	672	14 897	24 538	13 675	31 691	906	14 554	11 827	4 404	
third	69 931	33	8 919	32 505	28 474	40 975	14	3 902	18 144	18 915	28 956	19	5 017	14 361	9 559	
fourth	46 153	3	1 551	17 628	26 971	24 299	2	641	8 471	15 185	21 854	1	910	9 157	11 786	
fifth and above	25 828	-	172	5 968	19 688	11 993	-	72	2 631	9 290	13 835	-	100	3 337	10 398	
not indicated	4 501	551	1 632	1 126	1 192	2 542	240	805	723	774	1 959	311	827	403	418	
Born of them	309 026	12 664	82 308	112 192	101 862	181 321	5 649	44 015	68 120	63 537	127 705	7 015	38 293	44 072	38 325	

Continuation

	All youth						Urban youth						Rural youth					
	total	of them			total	of them			total	of them			total	of them				
		<20	20-24	25-29		30-34	<20	20-24		25-29	30-34	<20		20-24	25-29	30-34		
first	83 991	10 839	40 794	22 671	9 687	51 909	4 885	23 718	16 277	7 029	32 082	5 954	17 076	6 394	2 658			
second	81 779	1 509	29 368	33 828	17 074	51 332	633	14 836	22 890	12 973	30 447	876	14 532	10 938	4 101			
third	65 225	25	8 600	30 371	26 229	38 219	17	3 736	16 812	17 654	27 006	8	4 864	13 559	8 575			
fourth	44 164	3	1 492	16 905	25 764	23 374	3	667	8 108	14 596	20 790	-	825	8 797	11 168			
fifth and above	27 165	-	147	6 018	21 000	12 658	-	69	2 622	9 967	14 507	-	78	3 396	11 033			
not indicated	6 702	288	1 907	2 399	2 108	3 829	111	989	1 411	1 318	2 873	177	918	988	790			

Abay

people

	All youth						Urban youth						Rural youth					
	total	of them			total	of them			total	of them			total	of them				
		<20	20-24	25-29		30-34	<20	20-24		25-29	30-34	<20		20-24	25-29	30-34		
Born	9 326	294	2 630	3 605	2 797	6 001	166	1 701	2 395	1 739	3 325	128	929	1 210	1 058			
of them																		
first	3 003	259	1 599	890	255	2 105	148	1 103	649	205	898	111	496	241	50			
second	3 070	35	813	1 512	710	2 104	18	493	1 076	517	966	17	320	436	193			
third	2 153	-	193	905	1 055	1 267	-	96	523	648	886	-	97	382	407			
fourth	786	-	17	237	532	407	-	6	121	280	379	-	11	116	252			
fifth and above	309	-	5	59	245	116	-	2	25	89	193	-	3	34	156			
not indicated	5	-	3	2	-	2	-	1	1	-	3	-	2	1	0			
Born	9 438	290	2 389	3 588	3 171	6 031	168	1 507	2 348	2 008	3 407	122	882	1 240	1 163			
of them																		
first	2 750	259	1 431	796	264	1 866	151	938	573	204	884	108	493	223	60			
second	2 825	29	748	1 410	638	1 890	16	451	964	459	935	13	297	446	179			
third	2 278	1	173	951	1 153	1 421	-	96	594	731	857	1	77	357	422			
fourth	1 204	-	34	360	810	671	-	20	185	466	533	-	14	175	344			
fifth and above	377	-	2	70	305	179	-	1	31	147	198	-	1	39	158			
not indicated	4	1	1	1	1	4	1	1	1	1	-	-	-	-	-			
Born	9 513	265	2 451	3 588	3 209	6 181	139	1 631	2 334	2 077	3 332	126	820	1 254	1 132			
of them																		
first	2 768	234	1 456	823	255	1 909	125	1 007	586	191	859	109	449	237	64			
second	2 692	26	752	1 301	613	1 881	10	492	914	465	811	16	260	387	148			
third	2 266	2	178	989	1 097	1 420	1	93	578	748	846	1	85	411	349			
fourth	1 240	-	33	365	842	701	-	21	203	477	539	-	12	162	365			
fifth and above	452	-	3	80	369	218	-	1	36	181	234	-	2	44	188			
not indicated	95	3	29	30	33	52	3	17	17	15	43	-	12	13	18			
Born	8 447	267	2 075	3 157	2 948	5 477	152	1 333	2 112	1 880	2 970	115	742	1 045	1 068			
of them																		

	All youth					Urban youth					Rural youth				
	Total	of them				Total	of them				Total	of them			
		<20	20-24	25-29	30-34		<20	20-24	25-29	30-34		<20	20-24	25-29	30-34
first	2 528	235	1 270	737	286	1 728	135	854	534	205	800	100	416	203	81
second	2 362	27	600	1 165	570	1 636	15	375	835	411	726	12	225	330	159
third	1 901	-	161	800	940	1 198	-	87	488	623	703	-	74	312	317
fourth	1 157	-	30	359	768	658	-	10	203	445	499	-	20	156	323
fifth and above	474	-	2	92	380	244	-	1	49	194	230	-	1	43	186
not indicated	25	5	12	4	4	13	2	6	3	2	12	3	6	1	2
						2023									
Born	7 689	241	1 867	2 885	2 696	4 998	134	1 215	1 886	1 763	2 691	107	652	999	933
of them															
first	2 117	213	1 075	605	224	1 481	114	739	457	171	636	99	336	148	53
second	2 202	25	613	1 051	513	1 490	18	383	704	385	712	7	230	347	128
third	1 724	1	134	752	837	1 109	-	71	467	571	615	1	63	285	266
fourth	1 063	-	22	328	713	634	-	12	182	440	429	-	10	146	273
fifth and above	502	-	2	113	387	243	-	-	59	184	259	-	2	54	203
not indicated	81	2	21	36	22	41	2	10	17	12	40	-	11	19	10

Akmola

	All youth					Urban youth					Rural youth				
	Total	of them				Total	of them				Total	of them			
		<20	20-24	25-29	30-34		<20	20-24	25-29	30-34		<20	20-24	25-29	30-34
Born	10 198	471	2 792	3 810	3 125	5 803	187	1 499	2 244	1 873	4 395	284	1 293	1 566	1 252
of them															
first	3 511	429	1 655	1 041	386	2 103	169	968	700	266	1 408	260	687	341	120
second	3 363	40	904	1 530	889	2 026	17	438	954	617	1 337	23	466	576	272
third	2 229	2	204	918	1 105	1 206	1	84	471	650	1 023	1	120	447	455
fourth	805	-	28	259	518	358	-	9	98	251	447	-	19	161	267
fifth and above	290	-	1	62	227	110	-	-	21	89	180	-	1	41	138
not indicated	-	-	-	-	-	-	-	-	-	-	-	-	-	-	-
						2020*									
Born	10 241	410	2 726	3 815	3 290	5 807	175	1 445	2 248	1 939	4 434	235	1 281	1 567	1 351
of them															
first	3 287	373	1 611	943	360	1 958	155	913	644	246	1 329	218	698	299	114
second	3 323	36	883	1 531	873	1 989	19	446	923	601	1 334	17	437	608	272
third	2 189	1	190	918	1 080	1 202	1	70	492	639	987	-	120	426	441
fourth	1 060	-	34	342	684	502	-	12	163	327	558	-	22	179	357
fifth and above	382	-	8	81	293	156	-	4	26	126	226	-	4	55	167
not indicated	-	-	-	-	-	-	-	-	-	-	-	-	-	-	-
						2021*									
Born	10 344	440	2 710	3 781	3 413	5 857	180	1 482	2 191	2 004	4 487	260	1 228	1 590	1 409
of them															

Continuation

	All youth					Urban youth					Rural youth					
	total	of them				total	of them				total	of them				
		<20	20-24	25-29	30-34		<20	20-24	25-29	30-34		<20	20-24	25-29	30-34	
first	3 340	377	1 600	973	390	2 075	155	974	670	276	1 265	222	626	303	114	
second	3 085	56	835	1 390	804	1 803	22	398	843	540	1 282	34	437	547	264	
third	2 222	2	190	952	1 078	1 161	1	67	469	624	1 061	1	123	483	454	
fourth	1 133	-	46	317	770	545	-	21	131	393	588	-	25	186	377	
fifth and above	420	-	3	94	323	180	-	1	41	138	240	-	2	53	185	
not indicated	144	5	36	55	48	93	2	21	37	33	51	3	15	18	15	
							2022									
Born	9 090	419	2 325	3 240	3 106	5 231	203	1 229	1 930	1 869	3 859	216	1 096	1 310	1 237	
of them																
first	2 925	374	1 383	831	337	1 788	180	803	560	245	1 137	194	580	271	92	
second	2 662	38	716	1 213	695	1 602	20	342	763	477	1 060	18	374	450	218	
third	1 986	2	170	779	1 035	1 106	-	62	415	629	880	2	108	364	406	
fourth	1 027	-	29	315	683	505	-	10	147	348	522	-	19	168	335	
fifth and above	434	-	3	88	343	199	-	1	35	163	235	-	2	53	180	
not indicated	56	5	24	14	13	31	3	11	10	7	25	2	13	4	6	
							2023									
Born	8 476	355	2 206	3 017	2 898	4 942	151	1 225	1 802	1 764	3 534	204	981	1 215	1 134	
of them																
first	2 666	317	1 323	744	282	1 604	134	771	509	190	1 062	183	552	235	92	
second	2 391	31	640	1 085	635	1 493	13	342	686	452	898	18	298	399	183	
third	1 824	1	170	733	920	1 064	1	74	410	579	760	-	96	323	341	
fourth	939	-	32	301	606	446	-	12	119	315	493	-	20	182	291	
fifth and above	504	-	2	106	396	236	-	-	45	191	268	-	2	61	205	
not indicated	152	6	39	48	59	99	3	26	33	37	53	3	13	15	22	

Aktobe

	All youth					Urban youth					Rural youth					
	total	of them				total	of them				total	of them				
		<20	20-24	25-29	30-34		<20	20-24	25-29	30-34		<20	20-24	25-29	30-34	
Born	17 222	447	4 592	6 821	5 362	12 904	320	3 294	5 206	4 084	4 318	127	1 298	1 615	1 278	
of them																
first	4 979	390	2 565	1 534	490	3 926	278	1 925	1 303	420	1 053	112	640	231	70	
second	5 152	51	1 543	2 475	1 083	4 013	38	1 078	1 973	924	1 139	13	465	502	159	
third	4 517	6	418	2 049	2 044	3 329	4	256	1 470	1 599	1 188	2	162	579	445	
fourth	1 881	-	59	621	1 201	1 235	-	32	379	824	646	-	27	242	377	
fifth and above	693	-	7	142	544	401	-	3	81	317	292	-	4	61	227	
not indicated	-	-	-	-	-	-	-	-	-	-	-	-	-	-	-	-
							2019*									
Born	17 343	471	4 267	6 782	5 823	12 842	310	3 003	5 111	4 418	4 501	161	1 264	1 671	1 405	
of them																

	All youth					Urban youth					Rural youth				
	total	of them				total	of them				total	of them			
		<20	20-24	25-29	30-34		<20	20-24	25-29	30-34		<20	20-24	25-29	30-34
first	4 694	424	2 365	1 447	458	3 634	278	1 743	1 213	400	1 060	146	622	234	58
second	4 859	46	1 429	2 303	1 081	3 767	32	970	1 838	927	1 092	14	459	465	154
third	4 452	1	390	2 048	2 013	3 284	-	243	1 478	1 563	1 168	1	147	570	450
fourth	2 500	-	81	817	1 602	1 641	-	47	484	1 110	859	-	34	333	492
fifth and above	838	-	2	167	669	516	-	-	98	418	322	-	2	69	251
not indicated	-	-	-	-	-	-	-	-	-	-	-	-	-	-	-
Born	17 960	543	4 512	6 905	6 000	13 279	360	3 130	5 201	4 588	4 681	183	1 382	1 704	1 412
of them															
first	5 044	474	2 554	1 542	474	3 818	310	1 838	1 266	404	1 226	164	716	276	70
second	4 675	63	1 418	2 201	993	3 647	47	959	1 765	876	1 028	16	459	436	117
third	4 264	-	407	1 948	1 909	3 134	-	250	1 382	1 502	1 130	-	157	566	407
fourth	2 717	-	79	905	1 733	1 890	-	45	597	1 248	827	-	34	308	485
fifth and above	1 060	-	9	238	813	635	-	5	135	495	425	-	4	103	318
not indicated	200	6	45	71	78	155	3	33	56	63	45	3	12	15	15
Born	15 258	446	3 747	5 751	5 314	11 275	300	2 560	4 322	4 093	3 983	146	1 187	1 429	1 221
of them															
first	4 254	386	2 080	1 329	459	3 189	260	1 463	1 084	382	1 065	126	617	245	77
second	3 929	49	1 230	1 831	819	2 999	33	819	1 453	694	930	16	411	378	125
third	3 482	-	333	1 536	1 613	2 636	-	211	1 104	1 321	846	-	122	432	292
fourth	2 330	1	52	757	1 520	1 651	1	33	509	1 108	679	-	19	248	412
fifth and above	1 153	-	10	274	869	720	-	7	153	560	433	-	3	121	309
not indicated	110	10	42	24	34	80	6	27	19	28	30	4	15	5	6
Born	15 030	489	3 499	5 591	5 451	11 079	315	2 429	4 148	4 187	3 951	174	1 070	1 443	1 264
of them															
first	3 780	427	1 788	1 106	459	2 928	273	1 345	919	391	852	154	443	187	68
second	3 932	56	1 269	1 760	847	2 958	38	801	1 388	731	974	18	468	372	116
third	3 475	1	326	1 575	1 573	2 561	1	208	1 088	1 264	914	-	118	487	309
fourth	2 385	-	56	788	1 541	1 673	-	36	529	1 108	712	-	20	259	433
fifth and above	1 266	-	6	290	970	822	-	4	172	646	444	-	2	118	324
not indicated	192	5	54	72	61	137	3	35	52	47	55	2	19	20	14

Almaty

	All youth												Urban youth						Rural youth						people
	of them			of them			of them			of them			of them			of them									
	total	<20	20-24	25-29	30-34	total	<20	20-24	25-29	30-34	total	<20	20-24	25-29	30-34	total	<20	20-24	25-29	30-34					
Born of them	29 508	1 209	8 015	11 222	9 062	4 630	175	1 232	1 799	1 424	24 878	1 034	6 783	9 423	7 638										
first	9 202	1 055	4 381	2 666	1 100	1 507	152	686	464	205	7 695	903	3 695	2 202	895										
second	8 313	154	2 730	3 783	1 646	1 506	23	429	711	343	6 807	131	2 301	3 072	1 303										
third	7 030	-	782	3 280	2 968	1 018	-	99	471	448	6 012	-	683	2 809	2 520										
fourth	3 484	-	116	1 179	2 189	447	-	18	124	305	3 037	-	98	1 055	1 884										
fifth and above	1 479	-	6	314	1 159	152	-	-	29	123	1 327	-	6	285	1 036										
not indicated	-	-	-	-	-	-	-	-	-	-	-	-	-	-	-										
Born of them	31 128	1 223	7 924	11 559	10 422	4 658	155	1 154	1 830	1 519	26 470	1 068	6 770	9 729	8 903										
first	9 272	1 079	4 328	2 665	1 200	1 529	139	672	501	217	7 743	940	3 656	2 164	983										
second	7 993	143	2 650	3 529	1 671	1 321	16	371	611	323	6 672	127	2 279	2 918	1 348										
third	7 481	1	817	3 479	3 184	1 072	-	95	496	481	6 409	1	722	2 983	2 703										
fourth	4 535	-	114	1 534	2 887	552	-	14	187	351	3 983	-	100	1 347	2 536										
fifth and above	1 847	-	15	352	1 480	184	-	2	35	147	1 663	-	13	317	1 333										
not indicated	-	-	-	-	-	-	-	-	-	-	-	-	-	-	-										
Born of them	31 215	1 297	7 875	11 306	10 737	4 630	174	1 176	1 740	1 540	26 585	1 123	6 699	9 566	9 197										
first	10 228	1 148	4 466	3 002	1 612	1 694	150	718	535	291	8 534	998	3 748	2 467	1 321										
second	7 248	127	2 476	3 079	1 566	1 178	23	341	526	288	6 070	104	2 135	2 553	1 278										
third	6 654	-	688	3 084	2 882	947	-	88	435	424	5 707	-	600	2 649	2 458										
fourth	4 715	-	122	1 597	2 996	549	-	15	166	368	4 166	-	107	1 431	2 628										
fifth and above	1 965	-	20	410	1 535	210	-	3	56	151	1 755	-	17	354	1 384										
not indicated	405	22	103	134	146	52	1	11	22	18	353	21	92	112	128										
Born of them	27 584	1 235	7 215	9 600	9 534	4 143	185	1 001	1 504	1 453	23 441	1 050	6 214	8 096	8 081										
first	7 524	1 051	3 735	1 921	817	1 183	158	545	332	148	6 341	893	3 190	1 589	669										
second	6 860	139	2 469	2 829	1 423	1 104	14	329	488	273	5 756	125	2 140	2 341	1 150										
third	6 205	1	702	2 822	2 680	936	1	82	408	445	5 269	-	620	2 414	2 235										
fourth	4 313	-	139	1 468	2 706	557	-	15	181	361	3 756	-	124	1 287	2 345										
fifth and above	2 220	-	14	441	1 765	269	-	1	68	200	1 951	-	13	373	1 565										
not indicated	462	44	156	119	143	94	12	29	27	26	368	32	127	92	117										
Born of them	26 122	1 253	6 823	8 912	9 134	3 640	152	976	1 244	1 268	22 482	1 101	5 847	7 668	7 866										
first	6 683	1 082	3 338	1 568	695	1 049	137	524	261	127	5 634	945	2 814	1 307	568										
second	6 677	147	2 535	2 671	1 324	1 062	13	332	459	258	5 615	134	2 203	2 212	1 066										

	All youth						Urban youth						Rural youth					
	total	of them			total	of them			total	of them			total	of them				
		<20	20-24	25-29		30-34	<20	20-24		25-29	30-34	<20		20-24	25-29	30-34		
third	5 836	-	691	2 696	2 449	770	-	86	307	377	5 066	-	605	2 389	2 072			
fourth	4 093	-	114	1 386	2 593	455	-	7	152	296	3 638	-	107	1 234	2 297			
fifth and above	2 334	-	6	421	1 907	227	-	-	38	189	2 107	-	6	383	1 718			
not indicated	499	24	139	170	166	77	2	27	27	21	422	22	112	143	145			

Atyrau

people

	All youth						Urban youth						Rural youth					
	total	of them			total	of them			total	of them			total	of them				
		<20	20-24	25-29		30-34	<20	20-24		25-29	30-34	<20		20-24	25-29	30-34		
Born	14 281	524	3 874	5 554	4 329	8 075	251	2 024	3 226	2 574	6 206	273	1 850	2 328	1 755			
of them																		
first	3 976	434	2 047	1 138	357	2 289	208	1 093	732	256	1 687	226	954	406	101			
second	3 758	85	1 262	1 690	721	2 222	41	652	1 032	497	1 536	44	610	658	224			
third	3 563	4	455	1 706	1 398	2 026	1	223	929	873	1 537	3	232	777	525			
fourth	2 073	1	100	810	1 162	1 095	1	48	418	628	978	-	52	392	534			
fifth and above	911	-	10	210	691	443	-	8	115	320	468	-	2	95	371			
not indicated	-	-	-	-	-	-	-	-	-	-	-	-	-	-	-			
Born	14 903	529	3 820	5 722	4 832	8 057	267	1 935	3 141	2 714	6 846	262	1 885	2 581	2 118			
of them																		
first	3 831	447	1 969	1 071	344	2 162	224	1 067	639	232	1 669	223	902	432	112			
second	3 675	81	1 254	1 643	697	2 076	42	589	975	470	1 599	39	665	668	227			
third	3 661	1	478	1 778	1 404	1 992	1	225	916	850	1 669	-	253	862	554			
fourth	2 600	-	110	972	1 518	1 301	-	48	483	770	1 299	-	62	489	748			
fifth and above	1 135	-	8	258	869	525	-	5	128	392	610	-	3	130	477			
not indicated	1	-	1	-	-	1	-	1	-	-	-	-	-	-	-			
Born	15 094	579	3 871	5 745	4 899	8 128	262	1 941	3 128	2 797	6 966	317	1 930	2 617	2 102			
of them																		
first	3 993	473	2 069	1 089	362	2 201	212	1 078	684	227	1 792	261	991	405	135			
second	3 543	83	1 222	1 602	636	2 018	35	595	950	438	1 525	48	627	652	198			
third	3 406	5	423	1 671	1 307	1 875	4	199	867	805	1 531	1	224	804	502			
fourth	2 677	-	95	998	1 584	1 325	-	38	447	840	1 352	-	57	551	744			
fifth and above	1 268	-	16	314	938	593	-	7	145	441	675	-	9	169	497			
not indicated	207	18	46	71	72	116	11	24	35	46	91	7	22	36	26			
Born	13 776	537	3 414	5 027	4 798	7 544	231	1 745	2 725	2 843	6 232	306	1 669	2 302	1 955			
of them																		
first	3 530	424	1 707	988	411	2 016	186	949	609	272	1 514	238	758	379	139			
second	3 383	95	1 177	1 438	673	1 884	37	565	838	444	1 499	58	612	600	229			

Continuation

	All youth					Urban youth					Rural youth					
	total	of them				total	of them				total	of them				
		<20	20-24	25-29	30-34		<20	20-24	25-29	30-34		<20	20-24	25-29	30-34	
third	2 930	4	406	1 317	1 203	1 606	3	173	657	773	1 324	1	233	660	430	
fourth	2 406	-	78	879	1 449	1 282	-	36	419	827	1 124	-	42	460	622	
fifth and above	1 419	-	10	377	1 032	687	-	4	180	503	732	-	6	197	529	
not indicated	108	14	36	28	30	69	5	18	22	24	39	9	18	6	6	
							2023									
Born	13 016	477	3 100	4 791	4 648	6 814	206	1 512	2 546	2 550	6 202	271	1 588	2 245	2 098	
of them																
first	3 070	385	1 518	852	315	1 696	171	803	520	202	1 374	214	715	332	113	
second	3 212	82	1 085	1 420	625	1 756	31	488	820	417	1 456	51	597	600	208	
third	2 743	3	353	1 291	1 096	1 438	2	145	620	671	1 305	1	208	671	425	
fourth	2 180	-	65	783	1 332	1 075	-	34	372	669	1 105	-	31	411	663	
fifth and above	1 546	-	15	330	1 201	699	-	4	148	547	847	-	11	182	654	
not indicated	265	7	64	115	79	150	2	38	66	44	115	5	26	49	35	

Batys Kazakhstan

	All youth					Urban youth					Rural youth					
	total	of them				total	of them				total	of them				
		<20	20-24	25-29	30-34		<20	20-24	25-29	30-34		<20	20-24	25-29	30-34	
Born	11 034	353	2 917	4 407	3 357	6 317	169	1 538	2 625	1 985	4 717	184	1 379	1 782	1 372	
of them																
first	3 367	321	1 678	1 043	325	2 096	157	971	725	243	1 271	164	707	318	82	
second	3 749	30	1 002	1 836	881	2 236	12	463	1 140	621	1 513	18	539	696	260	
third	2 726	2	217	1 160	1 347	1 481	-	96	601	784	1 245	2	121	559	563	
fourth	909	-	19	314	576	392	-	7	135	250	517	-	12	179	326	
fifth and above	283	-	1	54	228	112	-	1	24	87	171	-	-	30	141	
not indicated	-	-	-	-	-	-	-	-	-	-	-	-	-	-	-	
							2020*									
Born	11 296	308	2 823	4 453	3 712	6 379	134	1 436	2 555	2 254	4 917	174	1 387	1 898	1 458	
of them																
first	3 278	279	1 630	1 017	352	1 937	123	888	673	253	1 341	156	742	344	99	
second	3 542	28	929	1 741	844	2 089	10	440	1 039	600	1 453	18	489	702	244	
third	2 888	1	233	1 224	1 430	1 601	1	97	621	882	1 287	-	136	603	548	
fourth	1 193	-	27	393	773	581	-	8	187	386	612	-	19	206	387	
fifth and above	395	-	4	78	313	171	-	3	35	133	224	-	1	43	180	
not indicated	-	-	-	-	-	-	-	-	-	-	-	-	-	-	-	
							2021*									
Born	11 655	386	2 935	4 455	3 879	6 399	143	1 497	2 499	2 260	5 256	243	1 438	1 956	1 619	
of them																
first	3 501	337	1 714	1 099	351	1 971	129	896	715	231	1 530	208	818	384	120	
second	3 280	40	896	1 526	818	1 905	12	437	892	564	1 375	28	459	634	254	

	All youth					Urban youth					Rural youth				
	total	of them				total	of them				total	of them			
		<20	20-24	25-29	30-34		<20	20-24	25-29	30-34		<20	20-24	25-29	30-34
third	2 830	1	246	1 199	1 384	1 567	-	118	598	851	1 263	1	128	601	533
fourth	1 464	-	46	475	943	697	-	27	221	449	767	-	19	254	494
fifth and above	451	-	3	118	330	189	-	3	51	135	262	-	-	67	195
not indicated	129	8	30	38	53	70	2	16	22	30	59	6	14	16	23
						2022									
Born	10 002	377	2 434	3 778	3 413	5 562	171	1 272	2 115	2 004	4 440	206	1 162	1 663	1 409
of them															
first	2 928	328	1 426	862	312	1 775	150	813	582	230	1 153	178	613	280	82
second	2 870	47	779	1 379	665	1 677	20	373	815	469	1 193	27	406	564	196
third	2 385	1	186	1 020	1 178	1 261	-	70	488	703	1 124	1	116	532	475
fourth	1 277	-	29	395	853	605	-	8	172	425	672	-	21	223	428
fifth and above	512	-	2	112	398	220	-	1	49	170	292	-	1	63	228
not indicated	30	1	12	10	7	24	1	7	9	7	6	-	5	1	-
						2023									
Born	9 384	312	2 262	3 471	3 339	5 139	148	1 111	1 936	1 944	4 245	164	1 151	1 535	1 395
of them															
first	2 564	274	1 256	726	308	1 535	133	678	505	219	1 029	141	578	221	89
second	2 724	36	768	1 254	666	1 556	13	330	743	470	1 168	23	438	511	196
third	2 206	-	197	947	1 062	1 167	-	84	427	656	1 039	-	113	520	406
fourth	1 237	1	22	401	813	580	1	7	189	383	657	-	15	212	430
fifth and above	588	-	5	118	465	255	-	3	54	198	333	-	2	64	267
not indicated	65	1	14	25	25	46	1	9	18	18	19	-	5	7	7

Zhambyl

	All youth					Urban youth					Rural youth				
	total	of them				total	of them				total	of them			
		<20	20-24	25-29	30-34		<20	20-24	25-29	30-34		<20	20-24	25-29	30-34
Born	23 238	1 334	7 593	8 235	6 076	10 006	399	2 993	3 780	2 834	13 232	935	4 600	4 455	3 242
of them															
first	7 106	1 171	3 773	1 620	542	3 237	355	1 637	912	333	3 869	816	2 136	708	209
second	6 219	163	2 785	2 422	849	2 877	44	1 046	1 262	525	3 342	119	1 739	1 160	324
third	5 536	-	872	2 736	1 928	2 383	-	276	1 164	943	3 153	-	596	1 572	985
fourth	2 884	-	137	1 113	1 634	1 081	-	27	363	691	1 803	-	110	750	943
fifth and above	1 489	-	26	343	1 120	425	-	7	78	340	1 064	-	19	265	780
not indicated	4	-	-	1	3	3	-	-	1	2	1	-	-	-	1
Born	24 689	1 365	7 363	9 013	6 948	10 825	449	3 006	4 124	3 246	13 864	916	4 357	4 889	3 702
of them															
first	7 169	1 172	3 708	1 694	595	3 341	394	1 686	929	332	3 828	778	2 022	765	263
second	6 039	193	2 578	2 424	844	2 827	55	992	1 303	477	3 212	138	1 586	1 121	367

Continuation

	All youth					Urban youth					Rural youth				
	total	of them				total	of them				total	of them			
		<20	20-24	25-29	30-34		<20	20-24	25-29	30-34		<20	20-24	25-29	30-34
third	5 807	-	916	2 914	1 977	2 548	-	282	1 257	1 009	3 259	-	634	1 657	968
fourth	3 885	-	138	1 547	2 200	1 501	-	35	506	960	2 384	-	103	1 041	1 240
fifth and above	1 770	-	18	422	1 330	594	-	9	119	466	1 176	-	9	303	864
not indicated	19	-	5	12	2	14	-	2	10	2	5	-	3	2	0
							2021*								
Born	25 430	1 468	7 504	9 064	7 394	10 974	421	3 033	4 104	3 416	14 456	1 047	4 471	4 960	3 978
of them															
first	7 248	1 262	3 713	1 672	601	3 215	365	1 658	885	307	4 033	897	2 055	787	294
second	6 015	181	2 640	2 369	825	2 730	50	974	1 214	492	3 285	131	1 666	1 155	333
third	5 643	6	893	2 788	1 956	2 504	2	310	1 202	990	3 139	4	583	1 586	966
fourth	4 378	-	179	1 725	2 474	1 769	-	59	627	1 083	2 609	-	120	1 098	1 391
fifth and above	1 917	-	13	441	1 463	666	-	7	145	514	1 251	-	6	296	949
not indicated	229	19	66	69	75	90	4	25	31	30	139	15	41	38	45
							2022								
Born	21 979	1 360	6 493	7 791	6 335	9 198	390	2 466	3 470	2 872	12 781	970	4 027	4 321	3 463
of them															
first	6 005	1 148	3 062	1 320	475	2 682	335	1 320	750	277	3 323	813	1 742	570	198
second	5 212	168	2 395	1 968	681	2 268	49	853	990	376	2 944	119	1 542	978	305
third	4 849	10	778	2 481	1 580	2 143	5	233	1 065	840	2 706	5	545	1 416	740
fourth	3 579	1	126	1 445	2 007	1 382	1	38	499	844	2 197	-	88	946	1 163
fifth and above	1 979	-	14	456	1 509	657	-	7	137	513	1 322	-	7	319	996
not indicated	355	33	118	121	83	66	-	15	29	22	289	33	103	92	61
							2023								
Born	21 107	1 361	6 289	7 320	6 137	8 671	391	2 322	3 179	2 779	12 436	970	3 967	4 141	3 358
of them															
first	5 533	1 148	2 856	1 115	414	2 430	333	1 212	642	243	3 103	815	1 644	473	171
second	5 117	160	2 401	1 858	698	2 162	54	811	912	385	2 955	106	1 590	946	313
third	4 512	6	753	2 269	1 484	1 928	2	221	944	761	2 584	4	532	1 325	723
fourth	3 409	-	118	1 417	1 874	1 350	-	45	493	812	2 059	-	73	924	1 062
fifth and above	2 035	-	13	467	1 555	700	-	6	146	548	1 335	-	7	321	1 007
not indicated	501	47	148	194	112	101	2	27	42	30	400	45	121	152	82

Zhetisu

	All youth											Urban youth					Rural youth					people
	total	of them				total	of them				total	of them										
		<20	20-24	25-29	30-34		<20	20-24	25-29	30-34		<20	20-24	25-29	30-34							
Born of them	23 238	1 334	7 593	8 235	6 076	10 006	399	2 993	3 780	2 834	13 232	935	4 600	4 455	3 242							
first	7 106	1 171	3 773	1 620	542	3 237	355	1 637	912	333	3 869	816	2 136	708	209							
second	6 219	163	2 785	2 422	849	2 877	44	1 046	1 262	525	3 342	119	1 739	1 160	324							
third	5 536	-	872	2 736	1 928	2 383	-	276	1 164	943	3 153	-	596	1 572	985							
fourth	2 884	-	137	1 113	1 634	1 081	-	27	363	691	1 803	-	110	750	943							
fifth and above	1 489	-	26	343	1 120	425	-	7	78	340	1 064	-	19	265	780							
not indicated	4	-	-	1	3	3	-	-	1	2	1	-	-	-	1							
Born of them	24 689	1 365	7 363	9 013	6 948	10 825	449	3 006	4 124	3 246	13 864	916	4 357	4 889	3 702							
first	7 169	1 172	3 708	1 694	595	3 341	394	1 686	929	332	3 828	778	2 022	765	263							
second	6 039	193	2 578	2 424	844	2 827	55	992	1 303	477	3 212	138	1 586	1 121	367							
third	5 807	-	916	2 914	1 977	2 548	-	282	1 257	1 009	3 259	-	634	1 657	968							
fourth	3 885	-	138	1 547	2 200	1 501	-	35	506	960	2 384	-	103	1 041	1 240							
fifth and above	1 770	-	18	422	1 330	594	-	9	119	466	1 176	-	9	303	864							
not indicated	19	-	5	12	2	14	-	2	10	2	5	-	3	2	0							
Born of them	25 430	1 468	7 504	9 064	7 394	10 974	421	3 033	4 104	3 416	14 456	1 047	4 471	4 960	3 978							
first	7 248	1 262	3 713	1 672	601	3 215	365	1 658	885	307	4 033	897	2 055	787	294							
second	6 015	181	2 640	2 369	825	2 730	50	974	1 214	492	3 285	131	1 666	1 155	333							
third	5 643	6	893	2 788	1 956	2 504	2	310	1 202	990	3 139	4	583	1 586	966							
fourth	4 378	-	179	1 725	2 474	1 769	-	59	627	1 083	2 609	-	120	1 098	1 391							
fifth and above	1 917	-	13	441	1 463	666	-	7	145	514	1 251	-	6	296	949							
not indicated	229	19	66	69	75	90	4	25	31	30	139	15	41	38	45							
Born of them	21 979	1 360	6 493	7 791	6 335	9 198	390	2 466	3 470	2 872	12 781	970	4 027	4 321	3 463							
first	6 005	1 148	3 062	1 320	475	2 682	335	1 320	750	277	3 323	813	1 742	570	198							
second	5 212	168	2 395	1 968	681	2 268	49	853	990	376	2 944	119	1 542	978	305							
third	4 849	10	778	2 481	1 580	2 143	5	233	1 065	840	2 706	5	545	1 416	740							
fourth	3 579	1	126	1 445	2 007	1 382	1	38	499	844	2 197	-	88	946	1 163							
fifth and above	1 979	-	14	456	1 509	657	-	7	137	513	1 322	-	7	319	996							
not indicated	355	33	118	121	83	66	-	15	29	22	289	33	103	92	61							
Born of them	21 107	1 361	6 289	7 320	6 137	8 671	391	2 322	3 179	2 779	12 436	970	3 967	4 141	3 358							
first	5 533	1 148	2 856	1 115	414	2 430	333	1 212	642	243	3 103	815	1 644	473	171							
second	5 117	160	2 401	1 858	698	2 162	54	811	912	385	2 955	106	1 590	946	313							

Continuation

	All youth					Urban youth					Rural youth				
	total	of them				total	of them				total	of them			
		<20	20-24	25-29	30-34		<20	20-24	25-29	30-34		<20	20-24	25-29	30-34
third	4 512	6	753	2 269	1 484	1 928	2	221	944	761	2 584	4	532	1 325	723
fourth	3 409	-	118	1 417	1 874	1 350	-	45	493	812	2 059	-	73	924	1 062
fifth and above	2 035	-	13	467	1 555	700	-	6	146	548	1 335	-	7	321	1 007
not indicated	501	47	148	194	112	101	2	27	42	30	400	45	121	152	82

Karagandy

	All youth					Urban youth					Rural youth				
	total	of them				total	of them				total	of them			
		<20	20-24	25-29	30-34		<20	20-24	25-29	30-34		<20	20-24	25-29	30-34
Born of them	15 401	609	4 042	5 932	4 818	12 340	433	3 127	4 780	4 000	3 061	176	915	1 152	818
first	5 401	556	2 449	1 743	653	4 451	396	1 945	1 517	593	950	160	504	226	60
second	5 315	50	1 296	2 399	1 570	4 388	34	981	1 966	1 407	927	16	315	433	163
third	3 201	3	260	1 330	1 608	2 493	3	181	991	1 318	708	-	79	339	290
fourth	1 079	-	37	378	664	749	-	20	256	473	330	-	17	122	191
fifth and above	402	-	-	81	321	256	-	-	49	207	146	-	-	32	114
not indicated	3	-	-	1	2	3	-	-	1	2	-	-	-	-	-
Born of them	15 389	546	3 991	5 930	4 922	12 249	388	3 058	4 824	3 979	3 140	158	933	1 106	943
first	5 472	496	2 527	1 769	680	4 534	356	2 021	1 559	598	938	140	506	210	82
second	4 901	50	1 157	2 240	1 454	4 006	32	834	1 874	1 266	895	18	323	366	188
third	3 147	-	260	1 361	1 526	2 405	-	177	1 008	1 220	742	-	83	353	306
fourth	1 386	-	46	458	882	980	-	25	315	640	406	-	21	143	242
fifth and above	479	-	-	100	379	320	-	-	66	254	159	-	-	34	125
not indicated	4	-	1	2	1	4	-	1	2	1	-	-	-	-	-
Born of them	15 600	607	3 910	5 942	5 141	12 536	443	3 060	4 843	4 190	3 064	164	850	1 099	951
first	5 526	540	2 428	1 781	777	4 591	401	1 966	1 539	685	935	139	462	242	92
second	4 648	57	1 128	2 157	1 306	3 867	34	866	1 799	1 168	781	23	262	358	138
third	3 176	-	255	1 349	1 572	2 488	-	164	1 063	1 261	688	-	91	286	311
fourth	1 498	-	37	464	997	1 080	-	20	316	744	418	-	17	148	253
fifth and above	554	-	2	122	430	368	-	1	77	290	186	-	1	45	140
not indicated	198	10	60	69	59	142	8	43	49	42	56	2	17	20	17
Born of them	13 428	520	3 362	5 000	4 546	10 705	368	2 620	4 021	3 696	2 723	152	742	979	850
first	4 451	444	2 002	1 389	616	3 679	310	1 615	1 212	542	772	134	387	177	74
second	4 006	36	1 026	1 853	1 091	3 279	23	760	1 534	962	727	13	266	319	129

	All youth					Urban youth					Rural youth				
	total	of them				total	of them				total	of them			
		<20	20-24	25-29	30-34		<20	20-24	25-29	30-34		<20	20-24	25-29	30-34
third	2 742	1	211	1 101	1 429	2 153	1	150	827	1 175	589	-	61	274	254
fourth	1 378	-	38	455	885	974	-	25	301	648	404	-	13	154	237
fifth and above	590	-	2	131	457	402	-	2	86	314	188	-	-	45	143
not indicated	261	39	83	71	68	218	34	68	61	55	43	5	15	10	13
						2023									
Born	12 782	539	3 159	4 728	4 356	10 209	412	2 431	3 807	3 559	2 573	127	728	921	797
of them															
first	3 989	479	1 784	1 196	530	3 312	367	1 435	1 037	473	677	112	349	159	57
second	3 945	43	1 034	1 761	1 107	3 278	30	758	1 491	999	667	13	276	270	108
third	2 587	3	224	1 103	1 257	2 016	2	149	826	1 039	571	1	75	277	218
fourth	1 383	-	41	434	908	978	-	28	290	660	405	-	13	144	248
fifth and above	633	-	9	151	473	425	-	6	96	323	208	-	3	55	150
not indicated	245	14	67	83	81	200	13	55	67	65	45	1	12	16	16

Kostanay

	All youth					Urban youth					Rural youth				
	total	of them				total	of them				total	of them			
		<20	20-24	25-29	30-34		<20	20-24	25-29	30-34		<20	20-24	25-29	30-34
Born	9 589	448	2 658	3 537	2 946	5 944	186	1 524	2 272	1 962	3 645	262	1 134	1 265	984
of them															
first	3 491	394	1 658	1 047	392	2 311	164	1 049	790	308	1 180	230	609	257	84
second	3 545	51	838	1 559	1 097	2 302	19	416	1 028	839	1 243	32	422	531	258
third	1 829	3	143	727	956	1 020	3	55	381	581	809	-	88	346	375
fourth	533	-	16	165	352	239	-	4	66	169	294	-	12	99	183
fifth and above	191	-	3	39	149	72	-	7	7	65	119	-	3	32	84
not indicated	-	-	-	-	-	-	-	-	-	-	-	-	-	-	-
						2020*									
Born	9 524	468	2 488	3 424	3 144	5 843	216	1 430	2 219	1 978	3 681	252	1 058	1 205	1 166
of them															
first	3 256	417	1 518	941	380	2 141	197	951	706	287	1 115	220	567	235	93
second	3 339	43	780	1 442	1 074	2 191	17	400	972	802	1 148	26	380	470	272
third	1 865	2	137	691	1 035	1 021	-	46	371	604	844	2	91	320	431
fourth	679	-	23	232	424	315	-	12	110	193	364	-	11	122	231
fifth and above	297	-	3	82	212	123	-	2	38	83	174	-	1	44	129
not indicated	88	6	27	36	19	52	2	19	22	9	36	4	8	14	10
						2021*									
Born	9 098	437	2 383	3 298	2 980	5 701	209	1 411	2 138	1 943	3 397	228	972	1 160	1 037
of them															
first	3 079	387	1 455	921	316	2 072	184	938	705	245	1 007	203	517	216	71
second	2 993	44	728	1 305	916	2 004	22	386	883	713	989	22	342	422	203

Continuation

	All youth						Urban youth						Rural youth					
	total	of them			total	of them			total	of them			total	of them				
		<20	20-24	25-29		30-34	<20	20-24		25-29	30-34	<20		20-24	25-29	30-34		
third	1 763	-	140	696	927	1 003	-	59	387	557	760	-	81	309	370			
fourth	857	-	30	276	551	430	-	8	122	300	427	-	22	154	251			
fifth and above	288	-	3	63	222	117	-	2	19	96	171	-	1	44	126			
not indicated	118	6	27	37	48	75	3	18	22	32	43	3	9	15	16			
							2022											
Born	8 246	392	2 131	2 979	2 744	5 230	193	1 235	2 013	1 789	3 016	199	896	966	955			
of them																		
first	2 939	354	1 332	890	363	1 950	177	823	678	272	989	177	509	212	91			
second	2 659	33	629	1 160	837	1 799	14	339	809	637	860	19	290	351	200			
third	1 603	1	134	630	838	963	-	59	374	530	640	1	75	256	308			
fourth	723	-	26	215	482	367	-	8	106	253	356	-	18	109	229			
fifth and above	294	-	3	72	219	130	-	-	38	92	164	-	3	34	127			
not indicated	28	4	7	12	5	21	2	6	8	5	7	2	1	4	-			
							2023											
Born	7 550	357	1 903	2 713	2 577	4 725	162	1 087	1 740	1 736	2 825	195	816	973	841			
of them																		
first	2 570	321	1 183	739	327	1 638	146	718	530	244	932	175	465	209	83			
second	2 385	31	537	1 051	766	1 603	12	280	724	587	782	19	257	327	179			
third	1 475	2	130	588	755	876	2	60	330	484	599	-	70	258	271			
fourth	662	-	12	208	442	364	-	5	89	270	298	-	7	119	172			
fifth and above	346	-	3	84	259	166	-	1	37	128	180	-	2	47	131			
not indicated	112	3	38	43	28	78	2	23	30	23	34	1	15	13	5			

Kyzylorda

	All youth						Urban youth						Rural youth					
	total	of them			total	of them			total	of them			total	of them				
		<20	20-24	25-29		30-34	<20	20-24		25-29	30-34	<20		20-24	25-29	30-34		
Born	16 272	530	4 872	6 321	4 549	8 004	214	2 250	3 203	2 337	8 268	316	2 622	3 118	2 212			
of them							2019*											
first	5 424	469	2 811	1 658	486	2 633	192	1 309	875	257	2 791	277	1 502	783	229			
second	4 167	61	1 561	1 872	673	2 151	22	710	1 019	400	2 016	39	851	853	273			
third	3 768	-	425	1 898	1 445	1 918	-	196	919	803	1 850	-	229	979	642			
fourth	1 971	-	68	706	1 197	914	-	32	301	581	1 057	-	36	405	616			
fifth and above	942	-	7	187	748	388	-	3	89	296	554	-	4	98	452			
not indicated	-	-	-	-	-	-	-	-	-	-	-	-	-	-	-			
							2020*											
Born	17 902	576	4 902	6 952	5 472	8 570	199	2 120	3 455	2 796	9 332	377	2 782	3 497	2 676			
of them																		
first	5 658	485	2 851	1 690	632	2 890	167	1 278	1 020	425	2 768	318	1 573	670	207			
second	4 236	91	1 543	1 966	636	2 038	32	635	987	384	2 198	59	908	979	252			

	All youth					Urban youth					Rural youth				
	total	of them				total	of them				total	of them			
		<20	20-24	25-29	30-34		<20	20-24	25-29	30-34		<20	20-24	25-29	30-34
third	3 894	-	431	1 961	1 502	1 864	-	175	900	789	2 030	-	256	1 061	713
fourth	2 909	-	68	1 085	1 756	1 303	-	26	439	838	1 606	-	42	646	918
fifth and above	1 204	-	9	250	945	474	-	6	109	359	730	-	3	141	586
not indicated	1	-	-	-	1	1	-	-	-	1	-	-	-	-	-
Born of them	19 366	663	5 406	7 452	5 845	9 079	228	2 322	3 618	2 911	10 287	435	3 084	3 834	2 934
first	6 097	593	3 118	1 745	641	2 822	196	1 391	918	317	3 275	397	1 727	827	324
second	4 432	64	1 693	2 040	635	2 161	29	683	1 076	373	2 271	35	1 010	964	262
third	3 981	-	462	2 087	1 432	1 927	-	200	942	785	2 054	-	262	1 145	647
fourth	3 194	-	77	1 180	1 937	1 463	-	26	516	921	1 731	-	51	664	1 016
fifth and above	1 472	-	8	332	1 132	611	-	5	132	474	861	-	3	200	658
not indicated	190	6	48	68	68	95	3	17	34	41	95	3	31	34	27
Born of them	16 785	567	4 632	6 449	5 137	8 074	211	2 035	3 211	2 617	8 711	356	2 597	3 238	2 520
first	4 990	475	2 461	1 445	609	2 208	176	1 109	695	228	2 782	299	1 352	750	381
second	3 952	74	1 541	1 790	547	2 024	27	655	994	348	1 928	47	886	796	199
third	3 475	1	475	1 784	1 215	1 787	-	195	897	695	1 688	1	280	887	520
fourth	2 630	1	72	1 025	1 532	1 255	-	32	428	795	1 375	1	40	597	737
fifth and above	1 544	-	7	351	1 186	684	-	3	162	519	860	-	4	189	667
not indicated	194	16	76	54	48	116	8	41	35	32	78	8	35	19	16
Born of them	15 894	563	4 280	5 947	5 104	7 428	245	1 798	2 796	2 589	8 466	318	2 482	3 151	2 515
first	4 521	477	2 091	1 304	649	1 814	209	875	530	200	2 707	268	1 216	774	449
second	3 781	70	1 532	1 621	558	1 969	28	670	907	364	1 812	42	862	714	194
third	3 226	3	458	1 626	1 139	1 606	2	172	753	679	1 620	1	286	873	460
fourth	2 403	-	93	924	1 386	1 144	-	33	398	713	1 259	-	60	526	673
fifth and above	1 590	-	7	323	1 260	698	-	4	127	567	892	-	3	196	693
not indicated	373	13	99	149	112	197	6	44	81	66	176	7	55	68	46

Mangystau

	All youth					Urban youth					Rural youth				
	total	of them				total	of them				total	of them			
		<20	20-24	25-29	30-34		<20	20-24	25-29	30-34		<20	20-24	25-29	30-34
Born of them	17 234	763	4 989	6 558	4 924	6 898	243	1 724	2 755	2 176	10 336	520	3 265	3 803	2 748
first	4 469	629	2 363	1 130	347	1 978	205	906	653	214	2 491	424	1 457	477	133
second	4 472	132	1 844	1 807	689	1 942	38	604	886	414	2 530	94	1 240	921	275

2019*

people

Continuation

	All youth					Urban youth					Rural youth				
	total	of them				total	of them				total	of them			
		<20	20-24	25-29	30-34		<20	20-24	25-29	30-34		<20	20-24	25-29	30-34
third	4 212	2	635	2 153	1 422	1 701	-	178	812	711	2 511	2	457	1 341	711
fourth	2 784	-	131	1 166	1 487	948	-	34	342	572	1 836	-	97	824	915
fifth and above	1 297	-	16	302	979	329	-	2	62	265	968	-	14	240	714
not indicated	-	-	-	-	-	-	-	-	-	-	-	-	-	-	-
Born	18 025	790	5 014	6 661	5 560	7 321	2020*	1 762	2 843	2 479	10 704	553	3 252	3 818	3 081
of them							237								
first	4 650	677	2 400	1 169	404	2 111	207	986	670	248	2 539	470	1 414	499	156
second	4 380	112	1 772	1 797	699	1 944	30	558	930	426	2 436	82	1 214	867	273
third	4 077	1	686	2 018	1 372	1 668	-	186	759	723	2 409	1	500	1 259	649
fourth	3 298	-	140	1 331	1 827	1 151	-	28	414	709	2 147	-	112	917	1 118
fifth and above	1 620	-	16	346	1 258	447	-	4	70	373	1 173	-	12	276	885
not indicated	-	-	-	-	-	-	-	-	-	-	-	-	-	-	-
Born	19 196	916	5 289	6 984	6 007	7 740	2021*	1 891	2 941	2 654	11 456	662	3 398	4 043	3 353
of them							254								
first	4 977	771	2 631	1 166	409	2 214	214	1 065	672	263	2 763	557	1 566	494	146
second	4 292	130	1 749	1 749	664	1 906	34	571	869	432	2 386	96	1 178	880	232
third	4 065	2	682	2 098	1 283	1 640	1	201	798	640	2 425	1	481	1 300	643
fourth	3 679	-	146	1 490	2 043	1 351	-	35	478	838	2 328	-	111	1 012	1 205
fifth and above	1 952	-	9	414	1 529	548	-	1	101	446	1 404	-	8	313	1 083
not indicated	231	13	72	67	79	81	5	18	23	35	150	8	54	44	44
Born	17 420	835	4 703	6 321	5 561	7 531	2022	1 776	2 821	2 662	9 889	563	2 927	3 500	2 899
of them							272								
first	4 157	652	2 151	971	383	1 936	210	926	557	243	2 221	442	1 225	414	140
second	4 093	135	1 720	1 624	614	1 873	43	593	858	379	2 220	92	1 127	766	235
third	3 745	7	609	1 893	1 236	1 657	2	181	780	694	2 088	5	428	1 113	542
fourth	3 047	-	137	1 254	1 656	1 237	-	48	441	748	1 810	-	89	813	908
fifth and above	2 169	-	16	539	1 614	747	-	3	164	580	1 422	-	13	375	1 034
not indicated	209	41	70	40	58	81	17	25	21	18	128	24	45	19	40
Born	16 541	786	4 469	5 884	5 402	6 809	2023	1 599	2 520	2 472	9 732	568	2 870	3 364	2 930
of them							218								
first	3 665	655	1 900	799	311	1 556	183	746	442	185	2 109	472	1 154	357	126
second	3 951	120	1 768	1 451	612	1 739	34	606	732	638	2 212	86	1 162	719	245
third	3 605	-	590	1 819	1 196	1 548	-	167	743	638	2 057	-	423	1 076	558
fourth	2 924	-	124	1 224	1 576	1 150	-	39	402	709	1 774	-	85	822	867
fifth and above	2 156	-	14	508	1 634	711	-	7	167	537	1 445	-	7	341	1 097
not indicated	240	11	73	83	73	105	1	34	34	36	135	10	39	49	37

Pavlodar

	All youth						Urban youth						Rural youth						people
	of them			of them			of them			of them			of them			total			
	<20	20-24	25-29	30-34	total	<20	20-24	25-29	30-34	total	<20	20-24	25-29	30-34					
Born of them	9 516	366	2 420	3 739	2 991	6 716	216	1 610	2 708	2 182	2 800	150	810	1 031	809				
first	3 332	334	1 516	1 097	385	2 472	194	1 081	870	327	860	140	435	227	58				
second	3 445	31	747	1 621	1 046	2 517	21	451	1 204	841	928	10	296	417	205				
third	1 944	1	142	776	1 025	1 311	1	73	511	726	633	-	69	265	299				
fourth	581	-	13	191	377	310	-	4	96	210	271	-	9	95	167				
fifth and above	214	-	2	54	158	106	-	1	27	78	108	-	1	27	80				
not indicated	-	-	-	-	-	-	-	-	-	-	-	-	-	-	-				
Born of them	9 492	372	2 348	3 455	3 317	6 481	217	1 481	2 454	2 329	3 011	155	867	1 001	988				
first	3 078	333	1 449	933	363	2 215	196	966	756	297	863	137	483	177	66				
second	3 215	37	736	1 441	1 001	2 329	21	439	1 065	804	886	16	297	376	197				
third	2 058	1	134	785	1 138	1 347	-	65	482	800	711	1	69	303	338				
fourth	863	1	26	247	589	455	-	9	121	325	408	1	17	126	264				
fifth and above	278	-	3	49	226	135	-	2	30	103	143	-	1	19	123				
not indicated	-	-	-	-	-	-	-	-	-	-	-	-	-	-	-				
Born of them	9 211	364	2 318	3 328	3 201	6 475	228	1 540	2 378	2 329	2 736	136	778	950	872				
first	2 946	322	1 436	865	323	2 184	201	1 013	695	275	762	121	423	170	48				
second	2 987	35	696	1 353	903	2 198	22	423	1 015	738	789	13	273	338	165				
third	1 952	3	129	762	1 058	1 316	2	66	479	769	636	1	63	283	289				
fourth	912	-	26	238	648	543	-	15	138	390	369	-	11	100	258				
fifth and above	308	-	4	72	232	157	-	1	25	131	151	-	3	47	101				
not indicated	106	4	27	38	37	77	3	22	26	26	29	1	5	12	11				
Born of them	8 266	347	2 027	2 951	2 941	5 717	193	1 324	2 113	2 087	2 549	154	703	838	854				
first	2 768	310	1 273	818	367	1 996	174	879	649	294	772	136	394	169	73				
second	2 566	33	607	1 144	782	1 888	16	365	861	646	678	17	242	283	136				
third	1 776	1	109	702	964	1 207	-	58	449	700	569	1	51	253	264				
fourth	789	-	25	213	551	438	-	12	116	310	351	-	13	97	241				
fifth and above	333	-	1	64	268	159	-	1	30	128	174	-	-	34	140				
not indicated	34	3	12	10	9	29	3	9	8	9	5	-	3	2	-				
Born of them	7 411	304	1 860	2 581	2 666	5 101	178	1 184	1 832	1 907	2 310	126	676	749	759				

Continuation

	All youth						Urban youth						Rural youth					
	total	of them			total	of them			total	of them			total	of them				
		<20	20-24	25-29		30-34	<20	20-24		25-29	30-34	<20		20-24	25-29	30-34		
first	2 360	271	1 102	686	301	1 675	161	732	544	238	685	110	370	142	63			
second	2 360	31	590	1 001	738	1 753	15	368	760	610	607	16	222	241	128			
third	1 558	1	134	606	817	1 022	1	66	373	582	536	-	68	233	235			
fourth	746	-	21	215	510	431	-	10	114	307	315	-	11	101	203			
fifth and above	351	-	2	59	290	192	-	1	30	161	159	-	1	29	129			
not indicated	36	1	11	14	10	28	1	7	11	9	8	-	4	3	1			

Soltustik Kazakhstan

	All youth						Urban youth						Rural youth					
	total	of them			total	of them			total	of them			total	of them				
		<20	20-24	25-29		30-34	<20	20-24		25-29	30-34	<20		20-24	25-29	30-34		
Born of them	5 752	302	1 517	2 119	1 814	2 840	94	690	1 119	937	2 912	208	827	1 000	877			
first	2 166	277	965	682	242	1 185	93	483	445	164	981	184	482	237	78			
second	2 103	24	455	906	718	1 124	1	173	488	462	979	23	282	418	256			
third	1 043	1	86	407	549	414	-	29	150	235	629	1	57	257	314			
fourth	329	-	10	97	222	90	-	5	23	62	239	-	5	74	160			
fifth and above	111	-	1	27	83	27	-	-	13	14	84	-	1	14	69			
not indicated	-	-	-	-	-	-	-	-	-	-	-	-	-	-	-			
Born of them	5 660	287	1 412	2 081	1 880	2 760	105	609	1 052	994	2 900	182	803	1 029	886			
first	2 012	262	909	610	231	1 077	94	429	392	162	935	168	480	218	69			
second	2 058	24	388	955	691	1 083	11	150	493	429	975	13	238	462	262			
third	1 046	1	87	375	583	438	-	25	133	280	608	1	62	242	303			
fourth	390	-	25	115	250	122	-	5	30	87	268	-	20	85	163			
fifth and above	154	-	3	26	125	40	-	-	4	36	114	-	3	22	89			
not indicated	-	-	-	-	-	-	-	-	-	-	-	-	-	-	-			
Born of them	5 273	262	1 404	1 849	1 758	2 574	82	624	952	916	2 699	180	780	897	842			
first	1 819	241	879	504	195	959	74	427	329	129	860	167	452	175	66			
second	1 835	16	419	797	603	999	7	167	435	390	836	9	252	362	213			
third	991	2	78	362	549	424	1	22	142	259	567	1	56	220	290			
fourth	422	-	14	134	274	134	-	4	30	100	288	-	10	104	174			
fifth and above	149	-	3	30	116	38	-	-	11	27	111	-	3	19	89			
not indicated	57	3	11	22	21	20	-	4	5	11	37	3	7	17	10			

Continuation

	All youth					Urban youth					Rural youth					
	total	of them				total	of them				total	of them				
		<20	20-24	25-29	30-34		<20	20-24	25-29	30-34		<20	20-24	25-29	30-34	
not indicated	5	-	2	3	-	-	-	-	-	-	5	-	2	3	0	
Born of them	55 773	3 228	18 598	19 636	14 311	14 555	2021*	715	4 639	5 251	3 950	41 218	2 513	13 959	14 385	10 361
first	13 600	2 766	8 398	2 011	425	3 663	611	2 239	664	664	149	9 937	2 155	6 159	1 347	276
second	11 979	423	6 824	3 875	857	3 189	95	1 658	1 170	828	266	8 790	328	5 166	2 705	591
third	11 571	5	2 678	6 462	2 426	3 115	-	572	1 715	1 715	5	8 456	5	2 106	4 747	1 598
fourth	11 029	-	523	5 376	5 130	2 822	-	127	1 296	1 399	1 399	8 207	-	396	4 080	3 731
fifth and above	7 111	-	32	1 737	5 342	1 641	-	11	355	5 470	21	5 470	-	21	1 382	4 067
not indicated	483	34	143	175	131	125	9	32	51	33	358	25	111	124	98	
Born of them	49 542	2 762	17 048	17 284	12 448	12 989	2022	582	4 192	4 704	3 511	36 553	2 180	12 856	12 580	8 937
first	11 119	2 168	6 925	1 554	472	2 941	454	1 816	508	508	163	8 178	1 714	5 109	1 046	309
second	11 099	389	6 531	3 425	754	2 970	95	1 591	1 026	1 026	258	8 129	294	4 940	2 399	496
third	10 804	2	2 578	5 911	2 313	2 870	-	572	1 600	1 600	698	7 934	2	2 006	4 311	1 615
fourth	8 755	-	443	4 485	3 827	2 247	-	88	1 100	1 100	1 059	6 508	-	355	3 385	2 768
fifth and above	6 712	-	50	1 742	4 920	1 717	-	12	424	4 995	1 281	4 995	-	38	1 318	3 639
not indicated	1 053	203	521	167	162	244	33	113	46	52	809	170	408	121	110	
Born of them	47 204	2 625	16 293	16 068	12 218	11 968	2023	524	3 834	4 214	3 396	35 236	2 101	12 459	11 854	8 822
first	10 925	2 209	6 466	1 632	618	2 630	441	1 591	436	436	162	8 295	1 768	4 875	1 196	456
second	10 456	342	6 394	3 030	690	2 747	71	1 487	953	953	236	7 709	271	4 907	2 077	454
third	9 311	-	2 416	5 026	1 869	2 440	-	519	1 309	1 309	612	6 871	-	1 897	3 717	1 257
fourth	8 258	-	442	4 168	3 648	2 170	-	109	1 003	1 003	1 058	6 088	-	333	3 165	2 590
fifth and above	6 815	-	42	1 744	5 029	1 670	-	17	410	4 103	1 243	5 145	-	25	1 334	3 786
not indicated	1 439	74	533	468	364	311	12	111	103	85	1 128	62	422	365	279	

Ulytau

	All youth					Urban youth					Rural youth					
	total	of them				total	of them				total	of them				
		<20	20-24	25-29	30-34		<20	20-24	25-29	30-34		<20	20-24	25-29	30-34	
Born of them	3 895	166	1 204	1 448	1 077	3 046	2019*	128	906	1 167	845	849	38	298	281	232
first	1 157	141	637	285	94	893	111	480	232	70	264	264	30	157	53	24
second	1 206	25	438	523	220	968	17	334	424	193	238	238	8	104	99	27
third	946	-	113	456	377	760	-	83	372	305	186	186	-	30	84	72
fourth	396	-	12	139	245	292	-	6	105	181	104	104	-	6	34	64

	All youth												Urban youth						Rural youth						Continuation
	of them			of them			of them			of them			of them			of them									
	<20	20-24	25-29	30-34	total	<20	20-24	25-29	30-34	total	<20	20-24	25-29	30-34	total	<20	20-24	25-29	30-34						
	total																								
fifth and above not indicated	188	-	4	44	140	131	-	3	33	95	57	-	1	11	45	-	-	-	-						
	2	-	-	1	1	2	-	-	1	1	-	-	-	-	-	-	-	-	-						
Born of them	3 975	164	1 069	1 565	1 177	3 139	127	810	1 260	942	836	37	259	305	235										
first	1 107	148	557	315	87	830	117	411	242	60	277	31	146	73	27										
second	1 144	16	397	527	204	934	10	309	443	172	210	6	88	84	32										
third	983	-	104	479	400	807	-	81	395	331	176	-	23	84	69										
fourth	550	-	10	198	342	428	-	8	144	276	122	-	2	54	66										
fifth and above not indicated	189	-	-	46	143	138	-	-	36	102	51	-	-	10	41										
	2	-	1	-	1	2	-	1	-	1	-	-	-	-	-										
Born of them	4 004	141	1 127	1 498	1 238	3 157	113	843	1 198	1 003	847	28	284	300	235										
first	1 184	120	624	328	112	870	97	456	233	84	314	23	168	95	28										
second	988	19	358	439	172	795	15	271	363	146	193	4	87	76	26										
third	919	-	92	435	392	753	-	72	355	326	166	-	20	80	66										
fourth	568	-	20	212	336	459	-	15	174	270	109	-	5	38	66										
fifth and above not indicated	238	-	3	43	192	187	-	3	37	147	51	-	-	6	45										
	107	2	30	41	34	93	1	26	36	30	14	1	4	5	4										
Born of them	3 687	175	961	1 377	1 174	2 926	135	766	1 105	920	761	40	195	272	254										
first	1 002	151	511	241	99	821	116	423	198	84	181	35	88	43	15										
second	939	14	312	443	170	756	12	238	360	146	183	2	74	83	24										
third	855	2	101	411	341	666	2	77	317	270	189	-	24	94	71										
fourth	561	-	21	190	350	441	-	18	155	268	120	-	3	35	82										
fifth and above not indicated	281	-	3	74	204	205	-	2	61	142	76	-	1	13	62										
	49	8	13	18	10	37	5	8	14	10	12	3	5	4	-										
Born of them	3 524	145	957	1 283	1 139	2 748	117	756	993	882	776	28	201	290	257										
first	862	124	452	211	75	693	100	371	162	60	169	24	81	49	15										
second	944	18	369	387	170	748	15	285	311	137	196	3	84	76	33										
third	813	-	105	388	320	623	-	73	289	261	190	-	32	99	59										
fourth	575	-	12	207	356	442	-	9	159	274	133	-	3	48	82										
fifth and above not indicated	265	-	-	63	202	186	-	-	49	137	79	-	-	14	65										
	65	3	19	27	16	56	2	18	23	13	9	1	1	4	3										

Shygyys Kazakhstan

	All youth of them						Urban youth of them						Rural youth of them						people									
	total		20-24		25-29		30-34		total		20-24		25-29		30-34		total			<20		20-24		25-29		30-34		
Born of them	8 645	332	2 114	3 445	2 754	5 792	168	1 364	2 371	1 889	2 853	164	750	1 074	865													
first	3 122	295	1 377	1 062	388	2 180	150	913	818	299	942	145	464	244	89													
second	3 199	34	618	1 536	1 011	2 230	16	387	1 055	772	969	18	231	481	239													
third	1 654	2	104	648	900	1 066	1	60	401	604	588	1	44	247	296													
fourth	484	-	14	162	308	234	-	4	81	149	250	-	10	81	159													
fifth and above	183	-	1	35	147	80	-	-	15	65	103	-	1	20	82													
not indicated	3	1	-	2	-	2	1	-	1	-	1	-	-	1	0													
Born of them	8 655	350	1 991	3 217	3 097	5 798	195	1 272	2 223	2 108	2 857	155	719	994	989													
first	2 961	329	1 277	954	401	2 105	184	855	732	334	856	145	422	222	67													
second	2 924	21	580	1 335	988	2 057	11	344	958	744	867	10	236	377	244													
third	1 764	-	108	670	986	1 124	-	60	408	656	640	-	48	262	330													
fourth	769	-	22	215	532	398	-	10	102	286	371	-	12	113	246													
fifth and above	219	-	1	38	180	97	-	-	18	79	122	-	1	20	101													
not indicated	18	-	3	5	10	17	-	3	5	9	1	-	-	-	1													
Born of them	8 801	341	2 015	3 268	3 177	5 891	192	1 292	2 232	2 175	2 910	149	723	1 036	1 002													
first	2 835	304	1 250	922	359	2 023	170	853	714	286	812	134	397	208	73													
second	2 890	30	612	1 300	948	2 048	16	363	948	721	842	14	249	352	227													
third	1 865	1	103	722	1 039	1 166	1	49	413	703	699	-	54	309	336													
fourth	846	-	26	243	577	473	-	13	114	346	373	-	13	129	231													
fifth and above	260	-	-	52	208	112	-	-	23	89	148	-	-	29	119													
not indicated	105	6	24	29	46	69	5	14	20	30	36	1	10	9	16													
Born of them	7 500	288	1 694	2 748	2 770	5 112	154	1 113	1 908	1 937	2 388	134	581	840	833													
first	2 712	259	1 108	914	431	1 946	136	762	705	343	766	123	346	209	88													
second	2 273	24	460	1 034	755	1 625	15	279	737	594	648	9	181	297	161													
third	1 533	-	87	552	894	988	-	44	328	616	545	-	43	224	278													
fourth	679	-	17	189	473	389	-	9	105	275	290	-	8	84	198													
fifth and above	230	-	-	42	188	109	-	-	21	88	121	-	-	21	100													
not indicated	73	5	22	17	29	55	3	19	12	21	18	2	3	5	8													
Born of them	6 676	259	1 537	2 409	2 471	4 520	138	983	1 691	1 708	2 156	121	554	718	763													
first	2 326	231	960	737	398	1 629	126	614	576	313	697	105	346	161	85													

	All youth						Urban youth						Rural youth					
	total	of them					total	of them					total	of them				
		<20	20-24	25-29	30-34			<20	20-24	25-29	30-34			<20	20-24	25-29	30-34	
second	1 955	24	429	901	601	1 412	11	280	648	473	543	13	149	253	128			
third	1 340	-	96	507	737	876	-	52	316	508	464	-	44	191	229			
fourth	623	-	16	172	435	365	-	11	97	257	258	-	5	75	178			
fifth and above	325	-	4	63	258	168	-	1	31	136	157	-	3	32	122			
not indicated	107	4	32	29	42	70	1	25	23	21	37	3	7	6	21			

Astana city

people

	Born to mothers aged, years old				
	14-34	of them			
		<20	20-24	25-29	30-34
2019*					
Born of them	23 558	313	4 881	10 085	8 279
first	8 248	283	3 119	3 479	1 367
second	7 827	28	1 411	3 944	2 444
third	5 103	2	312	2 000	2 789
fourth	1 779	-	36	544	1 199
fifth and above	600	-	3	117	480
not indicated	1	-	-	1	-
2020*					
Born of them	23 987	302	4 880	9 912	8 893
first	7 973	263	3 068	3 259	1 383
second	7 676	39	1 424	3 753	2 460
third	5 283	-	323	2 060	2 900
fourth	2 323	-	59	702	1 562
fifth and above	728	-	5	135	588
not indicated	4	-	1	3	-
2021*					
Born of them	25 037	382	4 907	10 511	9 237
first	8 464	346	3 165	3 591	1 362
second	7 589	26	1 348	3 835	2 380
third	5 264	-	288	2 059	2 917
fourth	2 578	-	47	778	1 753
fifth and above	873	-	5	159	709
not indicated	269	10	54	89	116
2022					
Born of them	23 722	360	4 767	9 655	8 940
first	8 029	306	3 032	3 251	1 440
second	6 936	32	1 288	3 416	2 200
third	4 957	-	301	1 961	2 695
fourth	2 408	-	41	711	1 656
fifth and above	981	-	3	196	782
not indicated	411	22	102	120	167
2023					
Born of them	22 505	354	4 416	9 022	8 713
first	7 037	313	2 630	2 814	1 280
second	6 846	38	1 345	3 296	2 167
third	4 697	-	292	1 820	2 585
fourth	2 308	-	47	685	1 576
fifth and above	1 078	-	4	213	861
not indicated	539	3	98	194	244

Almaty city

people

	Born to mothers aged, years old				
	14-34	of them			
		<20	20-24	25-29	30-34
2019*					
Born of them	28 210	534	6 100	11 860	9 716
first	12 850	506	4 277	5 406	2 661
second	8 266	28	1 483	3 969	2 786
third	4 892	-	298	1 904	2 690
fourth	1 645	-	38	469	1 138
fifth and above	557	-	4	112	441
not indicated	-	-	-	-	-
2020*					
Born of them	28 743	541	5 891	11 880	10 431

Continuation

	Born to mothers aged, years old				
	14-34	of them			
		<20	20-24	25-29	30-34
first	13 580	498	4 234	5 639	3 209
second	7 840	43	1 376	3 718	2 703
third	4 728	-	240	1 839	2 649
fourth	1 921	-	36	557	1 328
fifth and above	674	-	5	127	542
not indicated	-	-	-	-	-
		2021*			
Born	30 276	558	6 110	12 368	11 240
of them					
first	14 350	509	4 366	5 958	3 517
second	7 820	38	1 348	3 702	2 732
third	4 771	-	245	1 821	2 705
fourth	2 078	-	53	578	1 447
fifth and above	846	-	6	163	677
not indicated	411	11	92	146	162
		2022			
Born	28 515	594	5 895	11 559	10 467
of them					
first	10 459	513	3 811	4 149	1 986
second	8 594	55	1 594	4 149	2 796
third	5 396	-	328	2 147	2 921
fourth	2 623	-	41	781	1 801
fifth and above	989	-	7	174	808
not indicated	454	26	114	159	155
		2023			
Born	27 487	580	5 680	10 879	10 348
of them					
first	9 115	506	3 468	3 468	1 673
second	8 150	55	1 645	3 919	2 531
third	5 541	-	316	2 192	3 033
fourth	2 646	-	51	782	1 813
fifth and above	1 173	-	1	200	972
not indicated	862	19	199	318	326

Shymkent city

people

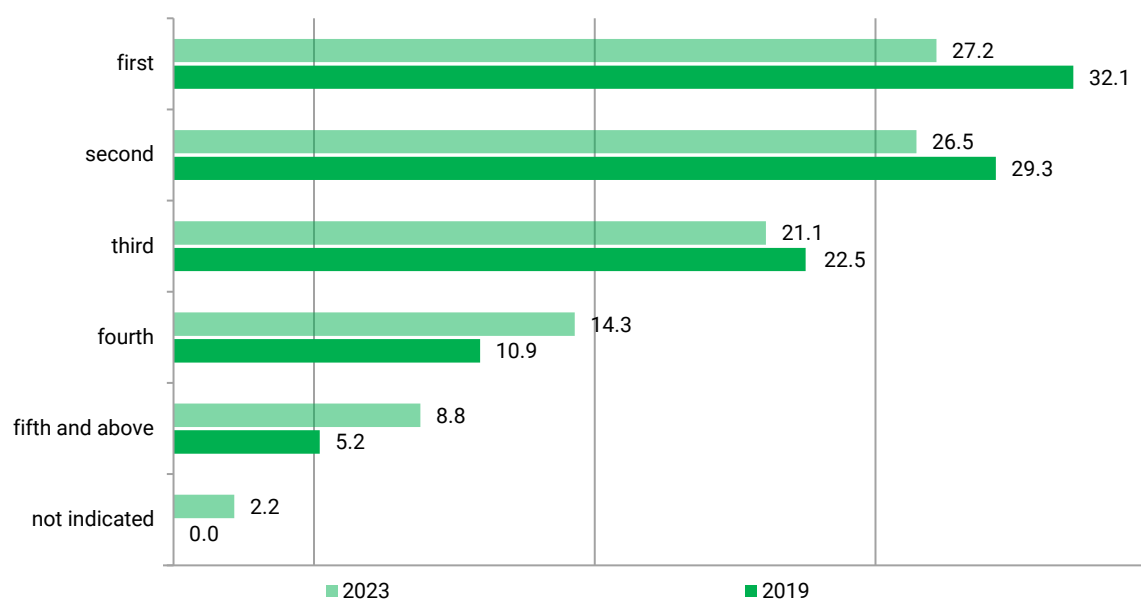
	Born to mothers aged, years old				
	14-34	of them			
		<20	20-24	25-29	30-34
		2019*			
Born	24 911	970	8 394	9 288	6 259
of them					
first	7 476	876	4 502	1 689	409
second	6 667	92	2 950	2 781	844
third	5 806	2	844	3 105	1 855
fourth	3 353	-	95	1 363	1 895
fifth and above	1 608	-	2	350	1 256
not indicated	1	-	1	-	-
		2020*			
Born	27 354	1 000	8 591	10 162	7 601
of them					
first	7 634	886	4 602	1 667	479
second	6 902	108	2 990	2 886	918
third	6 318	5	852	3 427	2 034
fourth	4 457	-	135	1 764	2 558
fifth and above	2 022	-	8	404	1 610
not indicated	21	1	4	14	2
		2021*			
Born	29 972	1 062	9 274	11 183	8 453
of them					
first	8 129	921	4 892	1 808	508
second	7 257	127	3 205	3 008	917
third	6 605	2	939	3 631	2 033
fourth	5 170	-	158	2 111	2 901
fifth and above	2 610	-	15	557	2 038
not indicated	201	12	65	68	56

Continuation

	Born to mothers aged, years old				
	14-34	of them			
		<20	20-24	25-29	30-34
2022					
Born of them	26 916	976	8 155	9 959	7 826
first	6 954	809	3 962	1 664	519
second	6 591	118	2 968	2 610	895
third	5 967	-	901	3 246	1 820
fourth	4 465	-	146	1 803	2 516
fifth and above	2 527	-	14	541	1 972
not indicated	412	49	164	95	104
2023					
Born of them	25 756	925	7 803	9 437	7 591
first	6 045	779	3 539	1 333	394
second	6 592	112	3 096	2 544	840
third	5 534	4	840	3 030	1 660
fourth	4 399	2	151	1 804	2 442
fifth and above	2 635	-	7	531	2 097
not indicated	551	28	170	195	158

Distribution of births among young people by birth order

in percentage



3.3 Fertility rates by age group

births per 1000 women

Age	All youth					Urban youth					Rural youth				
	2019*	2020*	2021*	2022	2023	2019*	2020*	2021*	2022	2023	2019*	2020*	2021*	2022	2023
Republic of Kazakhstan															
15-34	126.87	132.40	138.09	123.64	116.91	129.79	125.08	130.31	114.39	106.66	122.83	144.23	150.82	140.15	135.41
15-19	23.15	22.93	23.74	20.37	17.59	20.51	19.86	19.74	15.25	13.53	26.07	26.31	28.21	25.92	23.19
20-24	166.28	170.63	180.47	159.71	147.90	155.12	154.97	165.40	135.17	121.92	182.27	193.36	202.43	201.79	195.87
25-29	172.67	187.01	201.49	180.66	181.25	160.37	174.03	190.49	171.86	164.71	196.87	211.12	221.15	211.37	214.58
30-34	124.03	136.74	142.64	135.62	136.24	117.90	124.20	127.01	127.44	125.08	135.78	162.65	177.57	157.02	159.89
Abay															
15-34	101.51	112.80	116.57	121.93	112.94	107.13	107.48	112.97	124.08	114.43	92.73	123.63	123.91	118.16	110.28
15-19	15.54	14.88	12.99	13.78	11.24	16.01	15.97	12.55	13.23	10.49	14.85	13.60	13.41	14.45	12.21
20-24	143.29	138.40	148.45	166.05	159.68	150.60	141.64	160.94	165.18	156.81	131.44	133.21	128.45	167.42	165.06

Age	All youth					Urban youth					Rural youth				
	2019*	2020*	2021*	2022	2023	2019*	2020*	2021*	2022	2023	2019*	2020*	2021*	2022	2023
25-29	151.98	165.24	183.51	188.74	186.57	131.89	150.14	175.89	194.40	186.71	217.29	204.12	199.43	178.10	186.12
30-34	112.76	125.81	127.14	141.97	137.65	97.66	103.97	102.15	136.16	133.83	151.00	197.42	230.49	153.35	145.35
Akmola															
15-34	99.06	107.26	110.57	94.11	89.10	117.85	120.76	122.86	93.45	89.34	81.84	93.57	97.80	95.01	88.75
15-19	21.50	18.03	18.81	16.59	13.47	19.40	17.30	16.93	14.96	10.60	23.07	18.54	20.29	18.40	16.76
20-24	128.19	133.40	137.47	116.28	109.65	149.56	150.28	156.72	17.94	107.55	109.90	118.30	119.64	124.07	112.28
25-29	145.93	150.95	157.25	144.17	141.42	159.81	171.15	179.48	146.41	141.68	129.70	129.04	134.26	143.14	140.93
30-34	113.77	121.36	128.91	107.25	106.09	124.54	126.72	129.69	103.85	104.05	100.66	114.33	127.72	112.75	109.34
Aktobe															
15-34	130.17	132.46	139.33	124.39	123.25	138.59	134.61	141.18	120.66	118.81	110.16	126.69	134.32	136.32	137.71
15-19	17.99	18.35	20.06	14.84	15.03	19.91	18.49	20.12	13.70	13.19	14.38	17.98	19.83	17.80	19.98
20-24	170.33	165.97	181.97	151.40	143.51	182.46	172.07	183.78	138.50	131.58	145.63	152.94	177.87	189.28	180.48
25-29	163.70	177.43	201.01	184.48	190.76	161.98	177.91	207.82	179.34	182.92	169.41	175.90	182.63	201.87	217.40
30-34	135.69	140.63	140.35	144.47	152.20	134.52	135.80	134.28	140.89	147.75	139.43	158.22	164.39	157.81	168.94
Almaty															
15-34	161.36	169.09	173.04	144.08	135.90	214.72	221.31	223.15	135.78	119.39	154.23	162.35	166.53	145.65	139.01
15-19	28.26	27.28	27.58	23.87	21.70	30.92	26.46	28.49	23.51	17.91	27.83	27.38	27.41	23.91	22.36
20-24	210.20	213.17	211.53	192.82	179.95	277.85	260.15	248.62	166.44	157.37	201.27	206.78	206.10	197.83	184.37
25-29	232.54	258.85	272.64	215.66	214.70	333.52	400.92	432.05	205.05	179.87	219.81	242.66	255.48	217.72	221.66
30-34	154.18	181.32	196.26	164.84	165.89	214.14	243.54	259.79	155.36	142.76	146.51	173.74	188.53	166.65	170.33
Atyrau															
15-34	151.43	160.96	163.98	145.43	137.43	162.68	158.32	161.44	142.51	129.06	138.93	164.19	167.04	149.13	147.98
15-19	25.97	24.97	25.92	22.47	18.45	24.18	24.50	22.78	18.51	15.14	27.76	25.37	29.15	26.67	22.03
20-24	192.69	195.73	200.37	178.82	163.65	195.95	193.04	193.65	172.09	150.29	189.14	198.46	207.53	186.35	178.68
25-29	220.78	237.25	250.98	212.35	212.68	225.15	235.21	251.85	201.78	198.58	214.91	239.69	249.86	226.28	231.20
30-34	158.04	174.03	177.79	170.61	169.25	156.16	163.34	169.92	168.36	155.54	160.78	189.87	189.38	173.91	189.47
Batys Kazakhstan															
15-34	118.96	124.86	131.72	116.18	110.51	144.36	130.85	135.29	111.47	104.34	96.28	117.86	127.62	122.66	119.04
15-19	18.65	15.80	19.18	17.80	13.90	18.97	14.90	15.35	15.26	12.28	18.27	16.47	22.36	20.54	15.66
20-24	144.31	150.27	164.57	144.59	134.27	151.44	152.53	167.56	135.62	116.50	137.01	147.89	161.46	155.71	157.30
25-29	170.25	180.32	192.55	175.85	173.17	171.23	181.39	198.76	166.73	163.90	168.74	178.79	185.06	188.86	186.35
30-34	122.49	134.62	141.30	127.97	130.11	123.87	137.93	136.50	119.93	121.81	120.45	129.72	148.49	141.35	143.64
Zhambyl															
15-34	138.39	162.73	169.02	138.53	132.85	157.65	184.16	186.05	134.10	126.21	126.68	149.17	158.04	141.91	137.92
15-19	33.68	33.27	34.21	29.33	26.92	27.64	30.07	26.64	20.77	19.08	37.10	35.06	38.57	35.09	32.24
20-24	214.40	216.19	224.66	196.89	191.07	227.15	233.38	234.71	179.04	166.93	206.80	205.69	218.27	209.64	208.69
25-29	214.71	240.89	251.20	205.54	207.49	238.83	273.84	286.92	204.72	202.73	197.71	218.63	227.70	206.15	211.25
30-34	152.08	176.96	194.07	152.84	152.94	177.46	203.42	213.52	149.91	149.26	135.14	158.80	179.95	155.32	156.08
Zhetisu															
15-34	139.52	159.02	160.10	131.92	125.45	173.27	181.44	177.59	133.58	121.06	118.65	144.14	148.33	130.52	129.21
15-19	25.27	25.77	24.38	22.22	19.89	29.80	29.23	26.46	21.17	18.74	22.56	23.69	23.09	22.99	20.74
20-24	193.14	199.72	199.01	179.54	166.81	246.10	231.82	222.07	177.33	156.33	161.72	180.50	184.53	181.16	175.65
25-29	223.86	242.72	245.11	199.90	205.66	247.79	269.94	268.89	205.53	196.13	205.12	222.00	227.76	194.81	213.98
30-34	155.12	179.95	194.19	151.78	151.26	177.39	193.14	200.89	150.97	144.52	139.66	170.35	188.98	152.44	157.32
Karagandy															
15-34	99.15	97.64	101.27	93.75	90.78	103.12	94.99	99.34	90.49	87.43	85.83	109.59	109.99	109.25	107.03
15-19	19.05	16.53	17.68	14.61	14.50	17.95	15.48	16.85	12.97	13.85	22.33	19.73	20.25	20.93	16.99
20-24	116.95	122.37	125.33	115.40	107.43	115.44	119.39	124.32	109.31	99.61	122.32	133.12	128.93	143.41	145.34
25-29	132.05	140.56	150.68	142.71	143.00	125.63	137.26	149.53	137.27	137.12	167.44	156.87	155.83	170.26	173.58
30-34	96.68	98.71	104.74	104.35	105.57	93.66	92.07	97.66	100.53	101.86	114.65	141.65	153.77	124.87	125.87
Kostanay															
15-34	78.23	80.03	78.92	81.50	76.46	87.50	81.70	81.97	81.45	74.89	66.70	77.52	74.29	81.58	79.24
15-19	18.37	19.00	17.63	15.98	14.12	15.23	17.26	16.28	13.33	10.75	21.41	20.71	19.00	19.67	18.94
20-24	107.93	105.98	104.27	100.45	89.84	113.12	110.50	112.01	94.67	81.94	101.58	100.34	94.68	109.57	102.96
25-29	102.18	108.85	116.05	122.41	118.40	101.82	112.43	122.86	125.87	115.12	102.73	102.73	105.21	115.68	124.63
30-34	75.29	79.55	75.81	87.98	87.48	77.36	74.89	72.48	86.04	87.84	71.40	88.84	82.85	91.77	86.62
Kyzylorda															
15-34	135.96	159.13	173.05	153.67	145.25	157.09	175.90	186.74	156.57	144.50	120.29	146.32	162.53	151.06	145.92
15-19	18.94	19.82	21.89	18.32	16.73	19.32	17.09	18.50	15.66	16.59	18.64	21.58	24.15	20.30	16.78
20-24	184.94	194.28	218.39	200.22	189.05	201.72	197.26	219.58	199.73	179.45	172.55	192.00	217.45	200.53	196.59
25-29	215.40	239.87	265.84	241.26	237.21	238.49	262.78	289.08	244.40	231.64	195.88	220.79	247.04	238.15	242.33
30-34	154.98	186.84	202.29	180.32	181.45	176.44	210.98	219.39	176.26	177.03	137.30	166.83	187.70	184.69	186.14
Mangystau															
15-34	172.40	176.68	187.17	165.28	154.54	162.12	178.30	183.22	158.22	139.78	180.02	175.59	189.94	171.10	166.87
15-19	33.95	33.06	36.08	30.79	26.43	26.79	24.27	24.12	24.24	17.55	38.69	39.04	44.45	35.33	32.72

Continuation

Age	All youth					Urban youth					Rural youth				
	2019*	2020*	2021*	2022	2023	2019*	2020*	2021*	2022	2023	2019*	2020*	2021*	2022	2023
20-24	226.08	231.45	244.00	217.36	205.53	205.56	208.16	215.19	197.00	173.47	238.56	246.31	263.54	231.82	229.04
25-29	240.77	249.36	269.72	237.21	229.11	261.36	274.19	285.13	226.58	208.73	227.71	233.56	259.45	246.44	247.10
30-34	166.07	186.62	202.67	185.11	180.50	176.54	198.08	209.52	177.81	164.00	158.57	178.26	197.49	192.30	197.19
Pavlodar															
15-34	95.64	97.46	97.31	91.82	84.00	100.77	91.97	94.55	87.83	79.96	85.24	111.85	104.54	102.26	94.53
15-19	18.23	17.98	17.00	15.30	12.71	16.57	16.07	16.24	12.53	10.94	21.15	21.42	18.32	20.98	16.33
20-24	117.66	120.52	124.16	115.26	104.01	115.08	111.87	120.54	106.37	93.37	122.95	138.69	131.83	136.55	129.71
25-29	135.43	134.60	139.67	138.73	130.41	129.86	129.02	136.70	132.81	124.10	152.46	150.38	147.54	156.10	148.68
30-34	93.60	104.85	103.81	102.93	99.70	87.83	93.91	95.60	97.34	94.44	113.61	144.42	134.52	119.59	115.76
Soltustik Kazakhstan															
15-34	81.13	86.63	82.63	76.30	73.52	86.56	78.71	74.93	72.22	68.87	76.46	95.80	91.62	80.61	78.49
15-19	19.09	17.90	16.09	15.25	13.58	16.24	17.65	13.35	9.68	11.17	20.62	17.95	17.64	19.81	15.48
20-24	98.93	96.60	98.67	102.99	92.35	91.82	85.31	91.32	90.68	71.78	105.64	107.22	105.33	115.50	114.44
25-29	127.84	128.62	117.71	112.00	114.45	105.51	108.98	106.42	106.89	108.12	167.34	157.50	132.47	117.92	121.84
30-34	93.50	101.12	99.38	82.79	84.75	77.56	80.08	73.04	78.49	81.74	119.64	143.18	163.30	87.81	88.28
Turkistan															
15-34	156.09	191.42	200.72	174.67	164.40	210.19	288.20	292.47	186.02	168.54	142.18	171.32	180.70	170.97	163.04
15-19	32.08	33.56	36.41	30.16	26.49	47.98	42.65	43.06	28.05	251.57	28.66	31.52	34.86	30.77	27.45
20-24	277.06	289.93	304.02	277.01	263.62	460.43	409.35	414.18	278.25	251.57	242.31	265.26	279.31	276.59	267.55
25-29	262.40	286.80	301.46	267.54	261.71	460.45	480.70	491.94	282.60	251.57	224.53	249.73	264.12	262.29	259.97
30-34	172.29	207.79	227.40	188.73	188.50	297.71	330.75	348.97	201.60	251.57	147.49	182.26	200.72	184.09	185.83
Ulytau															
15-34	118.55	133.09	136.44	132.48	127.73	121.28	137.35	140.59	131.47	124.51	109.66	119.20	122.94	136.53	140.63
15-19	23.36	22.45	18.55	24.14	18.88	24.32	23.63	20.22	24.29	19.86	20.09	18.65	13.46	23.05	15.10
20-24	162.30	154.29	172.70	170.73	172.31	161.61	154.33	170.51	173.00	171.98	163.91	153.57	179.00	161.67	172.71
25-29	182.79	195.26	188.49	193.80	193.48	187.82	202.15	194.26	192.07	185.87	164.03	170.59	168.07	200.44	224.38
30-34	136.24	153.24	168.57	148.50	146.16	136.33	155.49	172.34	139.88	135.48	135.40	144.27	153.64	190.23	199.38
Shygyz Kazakhstan															
15-34	93.33	95.53	99.92	93.47	85.19	98.80	92.43	96.49	93.40	84.30	83.90	102.51	107.68	93.61	87.12
15-19	18.48	18.90	17.78	15.05	12.31	16.62	18.58	17.58	12.93	10.52	20.74	19.19	17.92	18.40	15.12
20-24	114.44	113.62	119.46	118.33	112.15	118.14	115.41	120.54	113.19	102.33	108.14	110.43	117.40	129.35	134.88
25-29	131.77	135.48	151.27	139.29	131.29	120.23	127.98	145.35	137.89	130.64	167.06	155.74	165.65	142.40	132.65
30-34	89.72	100.54	104.42	102.00	97.38	82.09	88.42	90.41	100.62	94.51	112.46	141.83	157.24	105.24	104.33
Astana city															
15-34	159.68	127.82	132.38	110.95	101.82	159.68	127.82	132.38	110.95	101.82	-	-	-	-	-
15-19	11.55	10.68	12.62	9.14	8.08	11.55	10.68	12.62	9.14	8.08	-	-	-	-	-
20-24	123.43	125.18	127.63	110.95	98.69	123.43	125.18	127.63	110.95	98.69	-	-	-	-	-
25-29	181.09	184.67	199.72	159.12	150.02	181.09	184.67	199.72	159.12	150.02	-	-	-	-	-
30-34	128.27	133.05	136.26	126.11	120.44	128.27	133.05	136.26	126.11	120.44	-	-	-	-	-
Almaty city															
15-34	95.20	82.18	86.23	85.06	80.34	95.20	82.18	86.23	85.06	80.34	-	-	-	-	-
15-19	12.33	11.80	11.36	8.24	7.95	12.33	11.80	11.36	8.24	7.95	-	-	-	-	-
20-24	88.17	91.34	101.43	77.18	68.62	88.17	91.34	101.43	77.18	68.62	-	-	-	-	-
25-29	99.07	105.42	116.23	135.68	128.59	99.07	105.42	116.23	135.68	128.59	-	-	-	-	-
30-34	83.51	82.22	82.99	103.06	101.69	83.51	82.22	82.99	103.06	101.69	-	-	-	-	-
Shymkent city															
15-34	147.65	157.79	171.56	148.18	140.19	147.65	157.79	171.56	148.18	140.19	-	-	-	-	-
15-19	25.26	27.08	27.96	21.98	19.56	25.26	27.08	27.96	21.98	19.56	-	-	-	-	-
20-24	203.70	208.78	228.36	192.00	179.98	203.70	208.78	228.36	192.00	179.98	-	-	-	-	-
25-29	197.48	224.97	256.45	216.47	211.02	197.48	224.97	256.45	216.47	211.02	-	-	-	-	-
30-34	132.11	151.67	160.84	160.53	156.74	132.11	151.67	160.84	160.53	156.74	-	-	-	-	-

3.4 Born by mothers are not married at the age of 15-34 years

people

	Total					Of them									
						urban area		rural area							
Republic of Kazakhstan	14 450	14 893	16 579	10 645	12 289	9 228	9 313	10 492	7 091	8 033	5 222	5 580	6 087	3 554	4 256
Abay	342	305	301	212	251	219	192	194	125	159	123	113	107	87	92
Akmola	562	536	718	400	425	322	287	386	216	238	240	249	332	184	187
Aktobe	308	479	505	351	396	247	425	443	289	327	61	54	62	62	69
Almaty	1 106	1 253	1 295	1 005	1 236	161	155	152	118	170	945	1 098	1 143	887	1 066
Atyrau	195	230	276	215	254	128	155	197	158	180	67	75	79	57	74
Batys Kazakhstan	459	418	495	373	386	294	254	285	221	217	165	164	210	152	169
Zhambyl	1 268	1 240	1 336	856	1 015	629	592	691	457	514	639	648	645	399	501
Zhetisu	559	602	666	382	424	237	261	270	162	205	322	341	396	220	219
Karagandy	484	609	492	138	107	433	522	422	112	86	51	87	70	26	21

	Total					Of them									
						urban area					rural area				
Kostanay	515	494	583	250	108	260	239	335	151	32	255	255	248	99	76
Kyzylorda	189	280	439	249	274	125	160	280	177	186	64	120	159	72	88
Mangystau	15	30	35	30	33	8	14	18	16	17	7	16	17	14	16
Pavlodar	912	816	804	407	455	604	557	560	288	333	308	259	244	119	122
Soltustik Kazakhstan	511	476	513	301	292	235	218	226	144	145	276	258	287	157	147
Turkistan	2 007	2 285	2 688	1 401	1 865	555	704	881	506	580	1 452	1 581	1 807	895	1 285
Ulytau	118	162	101	34	24	100	112	95	33	22	18	50	6	1	2
Shygys Kazakhstan	549	636	680	367	278	320	424	405	244	156	229	212	275	123	122
Astana city	1 094	777	838	745	932	1 094	777	838	745	932	-	-	-	-	-
Almaty city	1 522	1 455	1 891	1 456	1 681	1 522	1 455	1 891	1 456	1 681	-	-	-	-	-
Shymkent city	1 735	1 810	1 923	1 473	1 853	1 735	1 810	1 923	1 473	1 853	-	-	-	-	-

3.5 Average age of mothers at birth

years old

	All population					Urban population					Rural population				
	2019*	2020*	2021*	2022	2023	2019*	2020*	2021*	2022	2023	2019*	2020*	2021*	2022	2023
Republic of Kazakhstan	28.9	29.3	29.4	29.5	29.7	29.2	29.5	29.6	29.9	30.1	28.5	28.9	29.0	29.0	29.2
Abay	29.3	29.9	29.9	30.1	30.2	29.2	29.8	29.8	30.1	30.2	29.6	30.1	30.2	30.2	30.2
Akmola	29.1	29.4	29.6	29.8	30.0	29.3	29.5	29.7	30.1	30.2	28.9	29.2	29.4	29.5	29.8
Aktobe	29.2	29.7	29.7	30.0	30.2	29.3	29.8	29.9	30.2	30.4	29.0	29.3	29.1	29.4	29.6
Almaty	29.1	29.5	29.7	29.8	30.0	29.2	29.5	29.6	29.9	30.0	29.1	29.5	29.7	29.8	30.0
Atyrau	29.1	29.4	29.5	29.8	30.0	29.4	29.7	29.7	30.1	30.3	28.8	29.2	29.2	29.4	29.7
Batys Kazakhstan	29.2	29.5	29.6	29.8	30.1	29.3	29.7	29.9	30.1	30.4	28.9	29.2	29.2	29.5	29.7
Zhambyl	28.3	28.7	28.8	28.9	29.0	28.8	29.0	29.3	29.5	29.7	27.9	28.4	28.4	28.5	28.5
Zhetisu	29.1	29.5	29.6	29.6	29.7	29.0	29.5	29.6	29.7	29.7	29.2	29.5	29.6	29.6	29.8
Karagandy	29.2	29.4	29.5	29.8	30.0	29.3	29.5	29.6	29.9	30.1	28.7	29.0	29.2	29.4	29.6
Kostanay	29.0	29.4	29.4	29.7	29.9	29.4	29.7	29.7	29.9	30.2	28.5	29.0	29.0	29.3	29.4
Kyzylorda	28.9	29.4	29.3	29.5	29.7	29.2	29.7	29.7	29.8	30.1	28.7	29.0	29.1	29.2	29.4
Mangystau	28.8	29.1	29.2	29.4	29.6	29.3	29.6	29.8	30.0	30.2	28.5	28.8	28.8	29.0	29.2
Pavlodar	29.4	29.7	29.9	30.1	30.4	29.5	29.9	30.0	30.3	30.6	29.1	29.3	29.5	29.6	29.8
Soltustik Kazakhstan	29.1	29.3	29.5	29.6	29.8	29.4	29.6	29.7	30.0	30.3	28.8	29.1	29.3	29.2	29.3
Turkistan	27.8	28.1	28.2	28.2	28.4	28.0	28.4	28.5	28.7	28.8	27.7	28.0	28.1	28.1	28.2
Ulytau	28.8	29.2	29.3	29.6	29.6	28.8	29.2	29.4	29.5	29.6	28.7	29.3	29.2	29.6	29.8
Shygys Kazakhstan	29.7	29.9	29.9	30.1	30.3	29.9	30.0	30.0	30.1	30.4	29.2	29.8	29.8	29.9	30.2
Astana city	30.0	30.2	30.3	30.5	30.8	30.0	30.2	30.3	30.5	30.8	-	-	-	-	-
Almaty city	29.8	30.1	30.2	30.3	30.6	29.8	30.1	30.2	30.3	30.6	-	-	-	-	-
Shymkent city	28.2	28.5	28.7	28.9	29.0	28.2	28.5	28.7	28.9	29.0	-	-	-	-	-

4. Mortality

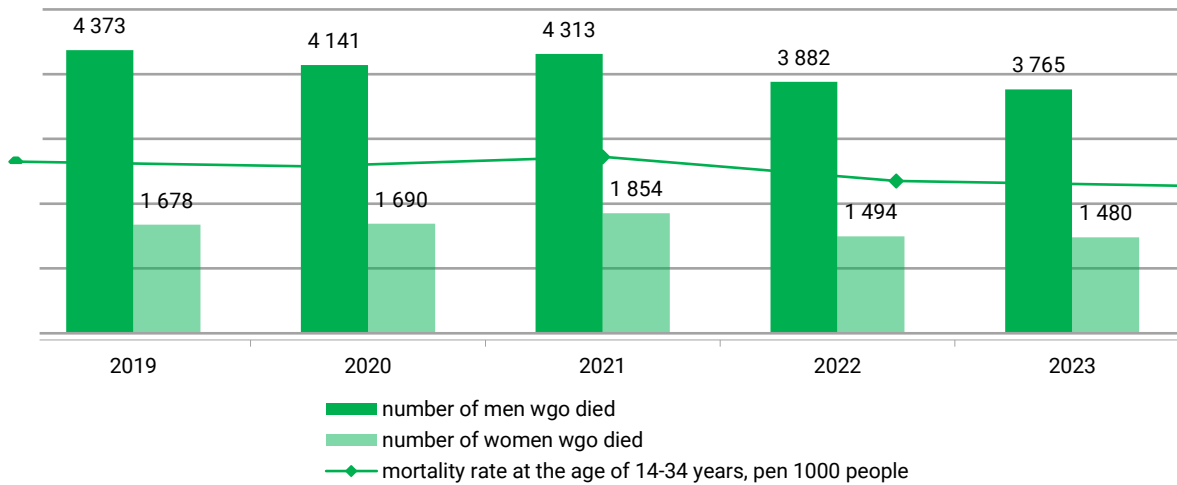
4.1 Mortality by age group

Republic of Kazakhstan

Age	Number of deaths, people					Number of deaths per 1000 people				
	2019*	2020*	2021*	2022	2023	2019*	2020*	2021*	2022	2023
All youth										
Total	6 051	5 831	6 167	5 376	5 245	1.06	1.03	1.09	0.94	0.91
14-18	602	579	699	727	779	0.50	0.46	0.53	0.49	0.49
19-23	951	840	940	832	883	0.83	0.75	0.85	0.73	0.75
24-29	1 847	1 681	1 807	1 461	1 426	1.04	0.99	1.12	0.95	0.96
30-34	2 651	2 731	2 721	2 356	2 157	1.67	1.70	1.69	1.52	1.43
Urban youth										
Total	3 414	3 332	3 602	3 021	2 850	1.01	0.99	1.07	0.85	0.80
14-18	281	246	374	331	381	0.45	0.37	0.53	0.39	0.42
19-23	487	430	489	434	457	0.75	0.69	0.79	0.62	0.62
24-29	1 034	985	1 018	843	774	0.93	0.94	1.03	0.86	0.82
30-34	1 612	1 671	1 721	1 413	1 238	1.60	1.60	1.61	1.39	1.24
Rural youth										
Total	2 637	2 499	2 565	2 355	2 395	1.14	1.09	1.13	1.09	1.11
14-18	321	333	325	396	398	0.56	0.56	0.52	0.63	0.59
19-23	464	410	451	398	426	0.93	0.84	0.94	0.92	0.97
24-29	813	696	789	618	652	1.22	1.07	1.26	1.10	1.22
30-34	1 039	1 060	1 000	943	919	1.81	1.89	1.85	1.76	1.78
Men										
Total	4 373	4 141	4 313	3 882	3 765	1.52	1.45	1.51	1.34	1.29
14-18	393	405	454	487	527	0.64	0.63	0.67	0.64	0.65
19-23	666	573	646	631	653	1.14	1.01	1.14	1.09	1.09
24-29	1 364	1 210	1 267	1 094	1 027	1.53	1.41	1.55	1.39	1.36
30-34	1 950	1 953	1 946	1 670	1 558	2.50	2.47	2.45	2.13	2.04
Urban youth										
Total	2 400	2 327	2 428	2 139	2 007	1.45	1.41	1.47	1.21	1.13
14-18	163	172	218	214	246	0.51	0.51	0.61	0.49	0.53
19-23	328	289	324	313	335	1.02	0.92	1.04	0.89	0.91
24-29	739	684	679	617	546	1.39	1.35	1.42	1.29	1.18
30-34	1 170	1 182	1 207	995	880	2.43	2.38	2.39	2.00	1.81
Rural youth										
Total	1 973	1 814	1 885	1 743	1 758	1.62	1.50	1.57	1.52	1.53
14-18	230	233	236	273	281	0.78	0.76	0.74	0.84	0.81
19-23	338	284	322	318	318	1.29	1.11	1.27	1.39	1.38
24-29	625	526	588	477	481	1.74	1.50	1.74	1.56	1.64
30-34	780	771	739	675	678	2.60	2.61	2.57	2.36	2.44
Women										
Total	1 678	1 690	1 854	1 494	1 480	0.59	0.60	0.66	0.53	0.53
14-18	209	174	245	240	252	0.36	0.28	0.38	0.33	0.33
19-23	285	267	294	201	230	0.51	0.49	0.55	0.36	0.40
24-29	483	471	540	367	399	0.55	0.56	0.68	0.48	0.55
30-34	701	778	775	686	599	0.87	0.95	0.95	0.89	0.80
Urban youth										
Total	1 014	1 005	1 174	882	843	0.59	0.58	0.68	0.49	0.47
14-18	118	74	156	117	135	0.39	0.23	0.46	0.28	0.31
19-23	159	141	165	121	122	0.49	0.45	0.53	0.34	0.33
24-29	295	301	339	226	228	0.51	0.56	0.67	0.45	0.47
30-34	442	489	514	418	358	0.84	0.89	0.91	0.81	0.70
Rural youth										
Total	664	685	680	612	637	0.60	0.63	0.63	0.60	0.63
14-18	91	100	89	123	117	0.32	0.34	0.29	0.40	0.36
19-23	126	126	129	80	108	0.54	0.55	0.56	0.39	0.52
24-29	188	170	201	141	171	0.61	0.57	0.70	0.55	0.71
30-34	259	289	261	268	241	0.94	1.09	1.03	1.07	1.01

Indicators of youth deaths

1000 people



Abay

Age	Number of deaths, people					Number of deaths per 1000 people				
	2019*	2020*	2021*	2022	2023	2019*	2020*	2021*	2022	2023
All youth										
Total	234	194	215	173	175	1.26	1.07	1.21	1.23	1.15
14-18	25	31	23	23	23	0.62	0.73	0.52	0.52	0.48
19-23	36	26	37	26	23	0.96	0.73	1.07	1.02	0.89
24-29	65	54	67	48	51	1.13	1.02	1.39	1.16	1.34
30-34	108	83	88	76	78	2.16	1.63	1.73	1.75	1.89
Urban youth										
Total	131	113	134	99	104	1.10	0.97	1.17	1.14	1.09
14-18	15	17	14	12	13	0.69	0.75	0.59	0.46	0.47
19-23	21	12	22	12	18	0.95	0.57	1.08	0.74	1.07
24-29	39	28	43	31	23	0.96	0.78	1.38	1.19	0.96
30-34	56	56	55	44	50	1.63	1.51	1.42	1.56	1.86
Rural youth										
Total	103	81	81	74	71	1.56	1.25	1.27	1.37	1.24
14-18	10	14	9	11	10	0.53	0.71	0.44	0.59	0.51
19-23	15	14	15	14	5	0.99	0.97	1.07	1.50	0.55
24-29	26	26	24	17	28	1.56	1.52	1.40	1.11	1.99
30-34	52	27	33	32	28	3.34	1.96	2.75	2.08	1.96
Men										
Total	169	147	154	129	122	1.78	1.58	1.68	1.72	1.53
14-18	16	26	16	14	15	0.77	1.20	0.70	0.62	0.62
19-23	23	20	25	21	14	1.19	1.09	1.41	1.59	1.04
24-29	44	34	51	41	40	1.48	1.23	2.00	1.89	1.99
30-34	86	67	62	53	53	3.42	2.62	2.42	2.33	2.46
Urban youth										
Total	89	85	93	72	67	1.50	1.47	1.63	1.55	1.36
14-18	9	15	9	8	7	0.80	1.29	0.73	0.60	0.49
19-23	13	10	14	8	9	1.15	0.93	1.34	0.97	1.04
24-29	23	15	30	27	17	1.15	0.84	1.91	2.03	1.38
30-34	44	45	40	29	34	2.65	2.54	2.16	2.02	2.47
Rural youth										
Total	80	62	61	57	55	2.23	1.76	1.76	1.99	1.81
14-18	7	11	7	6	8	0.73	1.09	0.66	0.64	0.80
19-23	10	10	11	13	5	1.24	1.31	1.50	2.64	1.04
24-29	21	19	21	14	23	2.17	1.96	2.16	1.67	2.94
30-34	42	22	22	24	19	4.91	2.80	3.10	2.86	2.42
Women										
Total	65	47	61	44	53	0.72	0.53	0.71	0.70	0.72
14-18	9	5	7	9	8	0.45	0.24	0.32	0.41	0.35
19-23	13	6	12	5	9	0.72	0.35	0.72	0.41	0.72

Continuation

Age	Number of deaths, people					Number of deaths per 1000 people				
	2019*	2020*	2021*	2022	2023	2019*	2020*	2021*	2022	2023
24-29	21	20	16	7	11	0.76	0.79	0.70	0.36	0.61
30-34	22	16	26	23	25	0.89	0.63	1.03	1.11	1.28
Urban youth										
Total	42	28	41	27	37	0.70	0.48	0.72	0.72	0.79
14-18	6	2	5	4	6	0.57	0.18	0.43	0.32	0.44
19-23	8	2	8	4	9	0.74	0.19	0.80	0.51	1.10
24-29	16	13	13	4	6	0.77	0.73	0.85	0.32	0.51
30-34	12	11	15	15	16	0.67	0.57	0.74	1.09	1.22
Rural youth										
Total	23	19	20	17	16	0.76	0.64	0.69	0.66	0.60
14-18	3	3	2	5	2	0.32	0.31	0.20	0.55	0.21
19-23	5	4	4	1	-	0.70	0.58	0.59	0.23	-
24-29	5	7	3	3	5	0.71	0.95	0.40	0.44	0.80
30-34	10	5	11	8	9	1.43	0.85	2.24	1.15	1.40

Akmola

Age	Number of deaths, people					Number of deaths per 1000 people				
	2019*	2020*	2021*	2022	2023	2019*	2020*	2021*	2022	2023
All youth										
Total	310	294	316	254	227	1.46	1.41	1.53	1.19	1.07
14-18	24	26	30	21	21	0.51	0.54	0.60	0.38	0.37
19-23	48	43	33	29	36	1.10	1.03	0.80	0.68	0.82
24-29	92	80	95	67	75	1.42	1.29	1.62	1.20	1.42
30-34	146	145	158	137	95	2.53	2.54	2.82	2.28	1.67
Urban youth										
Total	156	135	172	139	95	1.52	1.33	1.70	1.16	0.80
14-18	8	11	14	10	7	0.39	0.51	0.62	0.34	0.23
19-23	21	16	18	17	12	1.06	0.83	0.93	0.73	0.49
24-29	46	36	47	34	33	1.43	1.19	1.66	1.09	1.10
30-34	81	72	93	78	43	2.67	2.34	3.00	2.17	1.27
Rural youth										
Total	154	159	144	115	132	1.40	1.48	1.38	1.23	1.43
14-18	16	15	16	11	14	0.61	0.56	0.59	0.43	0.52
19-23	27	27	15	12	24	1.14	1.20	0.68	0.61	1.22
24-29	46	44	48	33	42	1.42	1.39	1.58	1.36	1.83
30-34	65	73	65	59	52	2.37	2.77	2.59	2.44	2.26
Men										
Total	243	229	228	190	178	2.20	2.10	2.13	1.72	1.62
14-18	19	15	14	13	14	0.79	0.61	0.55	0.46	0.47
19-23	37	32	23	21	32	1.64	1.47	1.08	0.95	1.40
24-29	68	62	74	57	60	2.02	1.92	2.41	1.95	2.15
30-34	119	120	117	99	72	3.94	3.99	3.96	3.18	2.43
Urban youth										
Total	126	102	125	101	77	2.43	1.98	2.44	1.67	1.28
14-18	5	5	5	4	5	0.47	0.45	0.43	0.27	0.32
19-23	16	9	13	12	12	1.57	0.90	1.31	1.01	0.96
24-29	36	29	38	28	26	2.26	1.94	2.68	1.78	1.73
30-34	69	59	69	57	34	4.52	3.80	4.45	3.18	2.01
Rural youth										
Total	117	127	103	89	101	2.00	2.22	1.84	1.77	2.03
14-18	14	10	9	9	9	1.04	0.73	0.64	0.68	0.65
19-23	21	23	10	9	20	1.69	1.95	0.87	0.87	1.93
24-29	32	33	36	29	34	1.80	1.91	2.18	2.15	2.65
30-34	50	61	48	42	38	3.34	4.19	3.42	3.18	3.00
Women										
Total	67	65	88	64	49	0.66	0.65	0.89	0.62	0.48
14-18	5	11	16	8	7	0.22	0.47	0.66	0.30	0.25
19-23	11	11	10	8	4	0.53	0.55	0.50	0.39	0.19
24-29	24	18	21	10	15	0.77	0.61	0.75	0.38	0.60
30-34	27	25	41	38	23	0.98	0.92	1.55	1.31	0.84
Urban youth										
Total	30	33	47	38	18	0.59	0.66	0.94	0.64	0.31
14-18	3	6	9	6	2	0.30	0.57	0.82	0.42	0.13
19-23	5	7	5	5	-	0.52	0.75	0.53	0.44	-
24-29	10	7	9	6	7	0.61	0.46	0.64	0.38	0.47
30-34	12	13	24	21	9	0.80	0.85	1.55	1.17	0.53

Continuation

Age	Number of deaths, people					Number of deaths per 1000 people				
	2019*	2020*	2021*	2022	2023	2019*	2020*	2021*	2022	2023
Rural youth										
Total	37	32	41	26	31	0.72	0.64	0.84	0.60	0.72
14-18	2	5	7	2	5	0.16	0.38	0.53	0.16	0.39
19-23	6	4	5	3	4	0.53	0.37	0.48	0.33	0.43
24-29	14	11	12	4	8	0.95	0.76	0.86	0.37	0.79
30-34	15	12	17	17	14	1.21	1.02	1.54	1.55	1.35
Aktobe										
Age	Number of deaths, people					Number of deaths per 1000 people				
	2019*	2020*	2021*	2022	2023	2019*	2020*	2021*	2022	2023
All youth										
Total	251	238	273	226	257	0.90	0.87	1.00	0.85	0.96
14-18	17	26	32	30	48	0.32	0.47	0.54	0.45	0.67
19-23	56	27	30	29	39	1.06	0.53	0.60	0.57	0.76
24-29	72	75	86	74	74	0.77	0.86	1.08	0.99	1.05
30-34	106	110	125	93	96	1.36	1.36	1.51	1.25	1.32
Urban youth										
Total	177	165	190	140	173	0.90	0.85	0.98	0.71	0.87
14-18	13	14	21	21	36	0.38	0.38	0.54	0.43	0.69
19-23	33	20	21	19	22	0.96	0.60	0.63	0.51	0.57
24-29	50	54	64	44	50	0.72	0.86	1.14	0.79	0.95
30-34	81	77	84	56	65	1.39	1.24	1.30	0.97	1.16
Rural youth										
Total	74	73	83	86	84	0.91	0.91	1.05	1.26	1.24
14-18	4	12	11	9	12	0.21	0.62	0.55	0.49	0.61
19-23	23	7	9	10	17	1.26	0.41	0.54	0.72	1.28
24-29	22	21	22	30	24	0.89	0.86	0.93	1.59	1.34
30-34	25	33	41	37	31	1.29	1.74	2.21	2.15	1.85
Men										
Total	181	159	189	162	177	1.30	1.16	1.39	1.18	1.29
14-18	12	19	21	23	28	0.44	0.66	0.69	0.67	0.75
19-23	34	17	23	20	29	1.27	0.66	0.91	0.76	1.08
24-29	52	57	61	57	50	1.12	1.31	1.51	1.50	1.39
30-34	83	66	84	62	70	2.16	1.67	2.08	1.64	1.89
Urban youth										
Total	128	108	124	98	115	1.33	1.13	1.31	0.98	1.15
14-18	8	10	12	18	22	0.45	0.53	0.60	0.72	0.82
19-23	20	13	16	12	14	1.17	0.78	0.97	0.64	0.72
24-29	36	42	43	31	33	1.09	1.38	1.55	1.13	1.27
30-34	64	43	53	37	46	2.28	1.46	1.75	1.30	1.66
Rural youth										
Total	53	51	65	64	62	1.24	1.21	1.56	1.72	1.68
14-18	4	9	9	5	6	0.41	0.90	0.87	0.52	0.58
19-23	14	4	7	8	15	1.45	0.44	0.80	1.07	2.08
24-29	16	15	18	26	17	1.21	1.15	1.42	2.46	1.69
30-34	19	23	31	25	24	1.86	2.28	3.11	2.65	2.59
Women										
Total	70	79	84	64	80	0.50	0.58	0.62	0.49	0.62
14-18	5	7	11	7	20	0.20	0.26	0.38	0.22	0.57
19-23	22	10	7	9	10	0.85	0.40	0.29	0.37	0.40
24-29	20	18	25	17	24	0.42	0.41	0.63	0.47	0.70
30-34	23	44	41	31	26	0.58	1.06	0.96	0.84	0.73
Urban youth										
Total	49	57	66	42	58	0.49	0.57	0.67	0.42	0.59
14-18	5	4	9	3	14	0.30	0.23	0.47	0.13	0.55
19-23	13	7	5	7	8	0.76	0.42	0.30	0.38	0.43
24-29	14	12	21	13	17	0.39	0.37	0.73	0.46	0.64
30-34	17	34	31	19	19	0.56	1.05	0.91	0.65	0.67
Rural youth										
Total	21	22	18	22	22	0.55	0.58	0.49	0.70	0.71
14-18	-	3	2	4	6	-	0.32	0.20	0.45	0.64
19-23	9	3	2	2	2	1.04	0.37	0.26	0.32	0.33
24-29	6	6	4	4	7	0.52	0.53	0.36	0.48	0.89
30-34	6	10	10	12	7	0.66	1.13	1.17	1.55	0.94

Almaty

Age	Number of deaths, people					Number of deaths per 1000 people				
	2019*	2020*	2021*	2022	2023	2019*	2020*	2021*	2022	2023
All youth										
Total	420	418	451	464	428	1.04	1.05	1.14	1.09	1.00
14-18	49	53	49	67	63	0.53	0.55	0.48	0.57	0.49
19-23	73	53	70	73	78	0.94	0.69	0.90	0.93	0.95
24-29	122	112	136	119	105	1.03	1.02	1.33	1.10	1.02
30-34	176	200	196	205	182	1.50	1.73	1.76	1.73	1.60
Urban youth										
Total	65	76	71	80	55	1.34	1.65	1.56	1.21	0.83
14-18	7	5	7	8	6	0.58	0.41	0.54	0.45	0.32
19-23	14	7	10	9	13	1.48	0.75	1.02	0.72	0.98
24-29	18	19	25	21	9	1.32	1.62	2.36	1.22	0.55
30-34	26	45	29	42	27	1.95	3.59	2.39	2.24	1.51
Rural youth										
Total	355	342	380	384	373	0.99	0.97	1.09	1.07	1.03
14-18	42	48	42	59	57	0.52	0.57	0.47	0.59	0.51
19-23	59	46	60	64	65	0.87	0.68	0.88	0.97	0.95
24-29	104	93	111	98	96	0.99	0.95	1.21	1.07	1.11
30-34	150	155	167	163	155	1.44	1.50	1.68	1.63	1.62
Men										
Total	322	300	329	323	300	1.55	1.47	1.62	1.48	1.36
14-18	35	34	35	46	45	0.74	0.68	0.66	0.76	0.68
19-23	56	37	51	57	50	1.41	0.95	1.29	1.42	1.19
24-29	94	86	95	84	73	1.52	1.50	1.77	1.48	1.36
30-34	137	143	148	136	132	2.33	2.46	2.61	2.23	2.25
Urban youth										
Total	43	52	51	59	36	1.72	2.21	2.19	1.75	1.07
14-18	6	2	5	6	2	0.98	0.32	0.77	0.65	0.20
19-23	9	6	7	7	7	1.86	1.29	1.47	1.10	1.03
24-29	12	13	17	16	7	1.62	2.02	2.93	1.84	0.85
30-34	16	31	22	30	20	2.40	4.92	3.55	3.19	2.23
Rural youth										
Total	279	248	278	264	264	1.53	1.37	1.55	1.43	1.41
14-18	29	32	30	40	43	0.70	0.73	0.64	0.78	0.76
19-23	47	31	44	50	43	1.34	0.90	1.27	1.48	1.22
24-29	82	73	78	68	66	1.51	1.43	1.63	1.42	1.45
30-34	121	112	126	106	112	2.32	2.16	2.49	2.06	2.26
Women										
Total	98	118	122	141	128	0.50	0.61	0.64	0.69	0.62
14-18	14	19	14	21	18	0.31	0.40	0.28	0.36	0.29
19-23	17	16	19	16	28	0.45	0.42	0.49	0.42	0.70
24-29	28	26	41	35	32	0.50	0.50	0.84	0.67	0.66
30-34	39	57	48	69	50	0.66	0.99	0.88	1.19	0.91
Urban youth										
Total	22	24	20	21	19	0.94	1.07	0.90	0.65	0.58
14-18	1	3	2	2	4	0.17	0.49	0.31	0.24	0.44
19-23	5	1	3	2	6	1.09	0.21	0.60	0.33	0.92
24-29	6	6	8	5	2	0.96	1.13	1.67	0.58	0.25
30-34	10	14	7	12	7	1.50	2.25	1.18	1.28	0.79
Rural youth										
Total	76	94	102	120	109	0.44	0.55	0.60	0.69	0.63
14-18	13	16	12	19	14	0.33	0.39	0.28	0.39	0.26
19-23	12	15	16	14	22	0.36	0.45	0.48	0.44	0.66
24-29	22	20	33	30	30	0.44	0.43	0.75	0.69	0.74
30-34	29	43	41	57	43	0.56	0.84	0.84	1.18	0.93

Atyrau

Age	Number of deaths, people					Number of deaths per 1000 people				
	2019*	2020*	2021*	2022	2023	2019*	2020*	2021*	2022	2023
All youth										
Total	184	254	191	162	176	0,92	1,27	0,96	0,79	0,85
14-18	27	24	21	25	30	0,62	0,52	0,43	0,47	0,52
19-23	34	30	32	27	31	0,84	0,75	0,80	0,69	0,78
24-29	56	67	51	49	49	0,92	1,15	0,92	0,86	0,91
30-34	67	133	87	61	66	1,22	2,40	1,58	1,08	1,19

Continuation

Age	Number of deaths, people					Number of deaths per 1000 people				
	2019*	2020*	2021*	2022	2023	2019*	2020*	2021*	2022	2023
Urban youth										
Total	99	130	98	64	76	0.92	1.22	0.92	0.57	0.68
14-18	14	10	8	5	10	0.63	0.43	0.32	0.18	0.33
19-23	23	12	12	13	15	1.12	0.59	0.59	0.63	0.71
24-29	24	31	29	18	22	0.73	1.00	0.99	0.58	0.75
30-34	38	77	49	28	29	1.19	2.39	1.53	0.86	0.91
Rural youth										
Total	85	124	93	98	100	0.93	1.34	1.00	1.04	1.06
14-18	13	14	13	20	20	0.61	0.62	0.55	0.79	0.73
19-23	11	18	20	14	16	0.56	0.92	1.03	0.75	0.85
24-29	32	36	22	31	27	1.16	1.33	0.83	1.19	1.09
30-34	29	56	38	33	37	1.27	2.41	1.63	1.38	1.56
Men										
Total	142	183	125	120	124	1.40	1.80	1.23	1.14	1.17
14-18	22	19	14	19	23	0.98	0.81	0.56	0.70	0.78
19-23	21	20	19	22	23	1.00	0.97	0.93	1.08	1.11
24-29	44	45	35	36	32	1.42	1.51	1.22	1.24	1.15
30-34	55	99	57	43	46	2.01	3.57	2.06	1.51	1.65
Urban youth										
Total	72	94	61	46	51	1.34	1.76	1.15	0.82	0.91
14-18	12	7	5	3	8	1.06	0.59	0.40	0.21	0.52
19-23	13	9	6	10	12	1.22	0.85	0.57	0.94	1.10
24-29	18	21	19	13	13	1.10	1.36	1.30	0.86	0.90
30-34	29	57	31	20	18	1.88	3.65	2.00	1.26	1.17
Rural youth										
Total	70	89	64	74	73	1.46	1.84	1.32	1.50	1.47
14-18	10	12	9	16	15	0.90	1.03	0.73	1.23	1.07
19-23	8	11	13	12	11	0.77	1.09	1.29	1.24	1.13
24-29	26	24	16	23	19	1.78	1.67	1.14	1.65	1.42
30-34	26	42	26	23	28	2.18	3.47	2.14	1.81	2.22
Women										
Total	42	71	66	42	52	0.43	0.73	0.68	0.42	0.51
14-18	5	5	7	6	7	0.24	0.22	0.29	0.23	0.25
19-23	13	10	13	5	8	0.67	0.52	0.67	0.26	0.41
24-29	12	22	16	13	17	0.41	0.78	0.60	0.47	0.64
30-34	12	34	30	18	20	0.44	1.22	1.09	0.64	0.73
Urban youth										
Total	27	36	37	18	25	0.50	0.67	0.70	0.32	0.44
14-18	2	3	3	2	2	0.18	0.26	0.25	0.15	0.14
19-23	10	3	6	3	3	1.01	0.30	0.60	0.30	0.29
24-29	6	10	10	5	9	0.36	0.65	0.69	0.32	0.60
30-34	9	20	18	8	11	0.55	1.20	1.09	0.47	0.67
Rural youth										
Total	15	35	29	24	27	0.34	0.79	0.65	0.54	0.60
14-18	3	2	4	4	5	0.29	0.18	0.35	0.32	0.38
19-23	3	7	7	2	5	0.32	0.75	0.75	0.22	0.55
24-29	6	12	6	8	8	0.46	0.94	0.49	0.66	0.70
30-34	3	14	12	10	9	0.28	1.26	1.08	0.89	0.81

Batys Kazakhstan

Age	Number of deaths, people					Number of deaths per 1000 people				
	2019*	2020*	2021*	2022	2023	2019*	2020*	2021*	2022	2023
All youth										
Total	227	193	276	217	225	1.15	1.00	1.45	1.15	1.20
14-18	27	17	27	25	30	0.68	0.41	0.63	0.54	0.61
19-23	32	41	38	30	39	0.82	1.10	1.05	0.86	1.09
24-29	69	57	91	55	64	1.10	0.96	1.63	1.06	1.32
30-34	99	78	120	107	92	1.79	1.40	2.15	1.94	1.72
Urban youth										
Total	112	85	148	104	124	1.10	0.85	1.51	0.99	1.19
14-18	10	6	15	11	15	0.56	0.32	0.76	0.45	0.58
19-23	8	17	18	8	16	0.42	0.95	1.04	0.43	0.81
24-29	35	27	48	27	38	1.03	0.86	1.67	0.93	1.40
30-34	59	35	67	58	55	1.92	1.12	2.10	1.75	1.73

Continuation

Age	Number of deaths, people					Number of deaths per 1000 people				
	2019*	2020*	2021*	2022	2023	2019*	2020*	2021*	2022	2023
Rural youth										
Total	115	108	128	113	101	1.21	1.15	1.37	1.35	1.22
14-18	17	11	12	14	15	0.78	0.49	0.52	0.63	0.64
19-23	24	24	20	22	23	1.20	1.25	1.06	1.36	1.42
24-29	34	30	43	28	26	1.19	1.07	1.58	1.23	1.21
30-34	40	43	53	49	37	1.63	1.76	2.20	2.22	1.71
Men										
Total	161	141	198	154	162	1.61	1.42	2.02	1.58	1.67
14-18	19	15	21	19	24	0.94	0.71	0.95	0.79	0.94
19-23	24	32	25	23	28	1.21	1.69	1.35	1.29	1.53
24-29	51	45	63	42	45	1.58	1.46	2.17	1.56	1.78
30-34	67	49	89	70	65	2.40	1.73	3.13	2.45	2.34
Urban youth										
Total	71	61	100	66	90	1.43	1.25	2.07	1.26	1.72
14-18	5	6	10	7	14	0.55	0.63	0.98	0.56	1.05
19-23	6	13	10	6	14	0.65	1.48	1.17	0.65	1.43
24-29	22	22	35	17	25	1.33	1.41	2.44	1.18	1.87
30-34	38	20	45	36	37	2.57	1.33	2.94	2.20	2.34
Rural youth										
Total	90	80	98	88	72	1.78	1.59	1.97	1.97	1.62
14-18	14	9	11	12	10	1.26	0.78	0.93	1.03	0.82
19-23	18	19	15	17	14	1.70	1.87	1.51	2.00	1.65
24-29	29	23	28	25	20	1.84	1.50	1.90	1.99	1.69
30-34	29	29	44	34	28	2.21	2.19	3.34	2.80	2.35
Women										
Total	66	52	78	63	63	0.68	0.55	0.84	0.69	0.70
14-18	8	2	6	6	6	0.41	0.10	0.29	0.27	0.25
19-23	8	9	13	7	11	0.41	0.49	0.73	0.41	0.62
24-29	18	12	28	13	19	0.59	0.42	1.04	0.52	0.82
30-34	32	29	31	37	27	1.17	1.05	1.13	1.39	1.05
Urban youth										
Total	41	24	48	38	34	0.79	0.47	0.97	0.72	0.65
14-18	5	0	5	4	1	0.57	-	0.52	0.34	0.08
19-23	2	4	8	2	2	0.20	0.44	0.91	0.21	0.20
24-29	13	5	13	10	13	0.74	0.31	0.90	0.68	0.95
30-34	21	15	22	22	18	1.31	0.92	1.33	1.32	1.13
Rural youth										
Total	25	28	30	25	29	0.56	0.64	0.69	0.65	0.76
14-18	3	2	1	2	5	0.28	0.18	0.09	0.19	0.45
19-23	6	5	5	5	9	0.64	0.55	0.56	0.65	1.16
24-29	5	7	15	3	6	0.39	0.55	1.20	0.29	0.62
30-34	11	14	9	15	9	0.97	1.25	0.83	1.51	0.93

Zhambyl

Age	Number of deaths, people					Number of deaths per 1000 people				
	2019*	2020*	2021*	2022	2023	2019*	2020*	2021*	2022	2023
All youth										
Total	212	361	413	351	337	0.63	0.74	1.00	0.99	0.95
14-18	7	40	47	68	56	0.08	0.27	0.13	0.65	0.50
19-23	-	60	74	49	64	-	-	0.42	0.69	0.88
24-29	72	109	132	95	100	0.75	0.75	1.47	1.03	1.15
30-34	133	152	160	139	117	1.66	1.92	2.06	1.63	1.41
Urban youth										
Total	100	168	191	159	133	0.79	0.98	1.24	1.08	0.90
14-18	2	15	24	24	15	0.06	0.24	0.17	0.57	0.33
19-23	-	23	25	13	23	-	-	0.33	0.45	0.78
24-29	33	54	59	44	39	0.89	1.10	1.74	1.13	1.07
30-34	65	76	83	78	56	2.09	2.46	2.68	2.05	1.51
Rural youth										
Total	112	193	222	192	204	0.54	0.59	0.85	0.94	0.99
14-18	5	25	23	44	41	0.09	0.28	0.10	0.70	0.61
19-23	-	37	49	36	41	-	-	0.47	0.84	0.94
24-29	39	55	73	51	61	0.66	0.54	1.30	0.96	1.21
30-34	68	76	77	61	61	1.38	1.57	1.65	1.30	1.34

Continuation

Age	Number of deaths, people					Number of deaths per 1000 people				
	2019*	2020*	2021*	2022	2023	2019*	2020*	2021*	2022	2023
Men										
Total	161	252	287	267	244	0.94	0.98	1.37	1.47	1.33
14-18	7	31	32	49	41	0.16	0.39	0.16	0.92	0.72
19-23	-	41	47	38	46	-	-	0.56	1.02	1.21
24-29	57	76	87	75	71	1.14	0.96	1.83	1.57	1.56
30-34	97	104	121	105	86	2.41	2.60	3.06	2.41	2.02
Urban youth										
Total	73	115	126	117	86	1.15	1.31	1.67	1.58	1.15
14-18	2	15	14	19	9	0.12	0.47	0.22	0.90	0.39
19-23	-	15	14	8	16	-	-	0.36	0.55	1.07
24-29	26	37	38	35	24	1.40	1.51	2.21	1.81	1.32
30-34	45	48	60	55	37	2.99	3.21	4.01	2.91	2.00
Rural youth										
Total	88	137	161	150	158	0.81	0.79	1.19	1.39	1.45
14-18	5	16	18	30	32	0.18	0.35	0.13	0.94	0.93
19-23	-	26	33	30	30	-	-	0.68	1.32	1.30
24-29	31	39	49	40	47	0.98	0.64	1.61	1.41	1.73
30-34	52	56	61	50	49	2.06	2.24	2.48	2.03	2.03
Women										
Total	51	109	126	84	93	0.31	0.48	0.60	0.49	0.54
14-18	-	9	15	19	15	-	0.14	0.09	0.37	0.27
19-23	-	19	27	11	18	-	-	0.26	0.32	0.51
24-29	15	33	45	20	29	0.33	0.52	1.06	0.45	0.70
30-34	36	48	39	34	31	0.90	1.22	1.02	0.82	0.77
Urban youth										
Total	27	53	65	42	47	0.43	0.64	0.80	0.57	0.64
14-18	-	-	10	5	6	-	-	0.12	0.24	0.27
19-23	-	8	11	5	7	-	-	0.30	0.35	0.48
24-29	7	17	21	9	15	0.38	0.68	1.26	0.46	0.82
30-34	20	28	23	23	19	1.25	1.76	1.44	1.20	1.02
Rural youth										
Total	24	56	61	42	46	0.24	0.37	0.48	0.43	0.47
14-18	-	9	5	14	9	-	0.22	0.07	0.46	0.27
19-23	-	11	16	6	11	-	-	0.24	0.30	0.54
24-29	8	16	24	11	14	0.29	0.41	0.93	0.45	0.61
30-34	16	20	16	11	12	0.67	0.86	0.72	0.49	0.56

Zhetisu

Age	Number of deaths, people					Number of deaths per 1000 people				
	2019*	2020*	2021*	2022	2023	2019*	2020*	2021*	2022	2023
All youth										
Total	254	211	240	246	231	1.34	1.13	1.31	1.30	1.23
14-18	22	27	20	32	35	0.48	0.57	0.41	0.59	0.60
19-23	46	27	43	44	38	1.19	0.72	1.14	1.24	1.05
24-29	69	68	75	67	57	1.25	1.30	1.52	1.37	1.25
30-34	117	89	102	103	101	2.31	1.82	2.18	2.04	2.13
Urban youth										
Total	114	105	118	109	100	1.55	1.45	1.65	1.30	1.20
14-18	10	13	7	10	13	0.59	0.74	0.38	0.42	0.52
19-23	25	11	20	17	13	1.75	0.79	1.41	1.10	0.78
24-29	20	34	39	32	25	0.89	1.60	1.98	1.49	1.25
30-34	59	47	52	50	49	2.96	2.39	2.69	2.19	2.28
Rural youth										
Total	140	106	122	137	131	1.20	0.93	1.09	1.30	1.26
14-18	12	14	13	22	22	0.41	0.47	0.42	0.72	0.66
19-23	21	16	23	27	25	0.86	0.68	0.98	1.35	1.27
24-29	49	34	36	35	32	1.51	1.09	1.21	1.28	1.26
30-34	58	42	50	53	52	1.89	1.44	1.83	1.91	2.00
Men										
Total	170	140	162	177	164	1.71	1.43	1.68	1.81	1.69
14-18	12	21	14	21	26	0.51	0.86	0.55	0.76	0.87
19-23	33	22	29	33	29	1.62	1.12	1.48	1.80	1.55
24-29	48	40	51	48	39	1.61	1.40	1.89	1.87	1.63
30-34	77	57	68	75	70	3.00	2.28	2.79	2.87	2.84

Continuation

Age	Number of deaths, people					Number of deaths per 1000 people				
	2019*	2020*	2021*	2022	2023	2019*	2020*	2021*	2022	2023
Urban youth										
Total	74	67	73	78	68	1.96	1.80	1.99	1.86	1.63
14-18	3	10	4	6	8	0.34	1.10	0.42	0.49	0.63
19-23	18	9	14	13	9	2.39	1.24	1.92	1.65	1.07
24-29	13	20	23	22	17	1.11	1.80	2.21	2.06	1.70
30-34	40	28	32	37	34	4.10	2.91	3.34	3.27	3.21
Rural youth										
Total	96	73	89	99	96	1.55	1.20	1.49	1.77	1.73
14-18	9	11	10	15	18	0.60	0.71	0.62	0.96	1.06
19-23	15	13	15	20	20	1.17	1.05	1.22	1.91	1.93
24-29	35	20	28	26	22	1.94	1.15	1.70	1.74	1.58
30-34	37	29	36	38	36	2.32	1.88	2.44	2.56	2.56
Women										
Total	84	71	78	69	67	0.93	0.80	0.90	0.76	0.74
14-18	10	6	6	11	9	0.45	0.26	0.25	0.42	0.32
19-23	13	5	14	11	9	0.71	0.28	0.78	0.64	0.51
24-29	21	28	24	19	18	0.83	1.17	1.07	0.82	0.84
30-34	40	32	34	28	31	1.60	1.34	1.52	1.15	1.36
Urban youth										
Total	40	38	45	31	32	1.11	1.08	1.30	0.75	0.77
14-18	7	3	3	4	5	0.86	0.35	0.34	0.35	0.41
19-23	7	2	6	4	4	1.04	0.30	0.87	0.52	0.49
24-29	7	14	16	10	8	0.64	1.39	1.73	0.92	0.80
30-34	19	19	20	13	15	1.86	1.90	2.06	1.13	1.37
Rural youth										
Total	44	33	33	38	35	0.80	0.62	0.64	0.77	0.71
14-18	3	3	3	7	4	0.21	0.21	0.20	0.47	0.25
19-23	6	3	8	7	5	0.52	0.27	0.72	0.74	0.53
24-29	14	14	8	9	10	0.98	1.02	0.61	0.72	0.87
30-34	21	13	14	15	16	1.42	0.94	1.11	1.17	1.34

Karagandy

Age	Number of deaths, people					Number of deaths per 1000 people				
	2019*	2020*	2021*	2022	2023	2019*	2020*	2021*	2022	2023
All youth										
Total	458	414	429	385	359	1.34	1.24	1.31	1.24	1.17
14-18	26	29	35	41	29	0.38	0.41	0.48	0.54	0.36
19-23	71	45	60	57	54	1.05	0.69	0.95	0.93	0.86
24-29	146	126	104	95	101	1.37	1.26	1.11	1.12	1.26
30-34	215	214	230	192	175	2.17	2.16	2.36	2.15	2.06
Urban youth										
Total	361	329	352	286	283	1.32	1.22	1.33	1.13	1.13
14-18	15	16	24	27	20	0.29	0.30	0.42	0.45	0.32
19-23	53	32	46	37	41	1.01	0.64	0.94	0.75	0.80
24-29	118	106	85	71	85	1.35	1.31	1.13	1.03	1.29
30-34	175	175	197	151	137	2.10	2.09	2.37	2.04	1.94
Rural youth										
Total	97	85	77	99	76	1.44	1.29	1.19	1.69	1.33
14-18	11	13	11	14	9	0.65	0.76	0.64	0.88	0.55
19-23	18	13	14	20	13	1.16	0.88	0.99	1.70	1.11
24-29	28	20	19	24	16	1.44	1.04	1.01	1.54	1.10
30-34	40	39	33	41	38	2.55	2.60	2.30	2.68	2.64
Men										
Total	320	311	315	283	272	1.85	1.83	1.89	1.77	1.72
14-18	17	20	25	31	15	0.48	0.55	0.66	0.79	0.37
19-23	51	37	42	46	44	1.46	1.11	1.29	1.46	1.36
24-29	109	93	74	73	80	2.02	1.82	1.54	1.68	1.92
30-34	143	161	174	133	133	2.92	3.29	3.60	2.90	3.05
Urban youth										
Total	247	247	254	203	207	1.81	1.84	1.93	1.59	1.63
14-18	7	11	16	21	10	0.26	0.40	0.55	0.68	0.31
19-23	39	26	33	29	31	1.46	1.01	1.31	1.16	1.19
24-29	88	76	57	53	66	2.05	1.89	1.51	1.53	1.98
30-34	113	134	148	100	100	2.79	3.30	3.68	2.68	2.81

Continuation

Age	Number of deaths, people					Number of deaths per 1000 people				
	2019*	2020*	2021*	2022	2023	2019*	2020*	2021*	2022	2023
Rural youth										
Total	73	64	61	80	65	2.01	1.80	1.75	2.50	2.08
14-18	10	9	9	10	5	1.16	1.03	1.02	1.21	0.58
19-23	12	11	9	17	13	1.47	1.42	1.20	2.66	2.05
24-29	21	17	17	20	14	1.91	1.58	1.64	2.26	1.69
30-34	30	27	26	33	33	3.50	3.23	3.19	3.89	4.09
Women										
Total	138	103	114	102	87	0.82	0.62	0.71	0.67	0.58
14-18	9	9	10	10	14	0.27	0.26	0.28	0.27	0.36
19-23	20	8	18	11	10	0.61	0.25	0.59	0.37	0.33
24-29	37	33	30	22	21	0.70	0.67	0.65	0.54	0.54
30-34	72	53	56	59	42	1.45	1.06	1.14	1.35	1.02
Urban youth										
Total	114	82	98	83	76	0.83	0.61	0.74	0.67	0.62
14-18	8	5	8	6	10	0.32	0.19	0.29	0.20	0.32
19-23	14	6	13	8	10	0.55	0.25	0.54	0.33	0.40
24-29	30	30	28	18	19	0.68	0.73	0.74	0.53	0.58
30-34	62	41	49	51	37	1.45	0.95	1.14	1.39	1.06
Rural youth										
Total	24	21	16	19	11	0.77	0.69	0.54	0.71	0.43
14-18	1	4	2	4	4	0.12	0.48	0.24	0.52	0.50
19-23	6	2	5	3	-	0.82	0.29	0.75	0.56	-
24-29	7	3	2	4	2	0.83	0.35	0.24	0.59	0.32
30-34	10	12	7	8	5	1.40	1.80	1.13	1.18	0.79

Kostanay

Age	Number of deaths, people					Number of deaths per 1000 people				
	2019*	2020*	2021*	2022	2023	2019*	2020*	2021*	2022	2023
All youth										
Total	342	333	329	247	261	1.31	1.31	1.34	1.11	1.20
14-18	21	19	29	25	23	0.41	0.37	0.56	0.48	0.43
19-23	41	50	29	35	39	0.82	1.04	0.61	0.78	0.86
24-29	107	98	102	89	75	1.31	1.31	1.49	1.48	1.32
30-34	173	166	169	98	124	2.20	2.10	2.15	1.49	2.00
Urban youth										
Total	162	184	198	145	133	1.08	1.25	1.38	1.06	0.98
14-18	8	4	14	9	14	0.32	0.15	0.52	0.30	0.44
19-23	11	22	14	22	24	0.42	0.86	0.55	0.83	0.87
24-29	56	58	61	55	33	1.13	1.30	1.52	1.47	0.93
30-34	87	100	109	59	62	1.76	1.96	2.12	1.39	1.53
Rural youth										
Total	180	149	131	102	128	1.63	1.40	1.28	1.19	1.54
14-18	13	15	15	16	9	0.51	0.60	0.61	0.73	0.40
19-23	30	28	15	13	15	1.27	1.24	0.68	0.72	0.83
24-29	51	40	41	34	42	1.59	1.31	1.43	1.51	1.98
30-34	86	66	60	39	62	2.95	2.34	2.22	1.69	2.87
Men										
Total	245	238	231	185	199	1.84	1.84	1.83	1.60	1.75
14-18	16	17	17	16	14	0.62	0.65	0.64	0.60	0.51
19-23	28	35	19	25	31	1.08	1.40	0.78	1.08	1.32
24-29	81	69	76	72	62	1.95	1.79	2.13	2.29	2.07
30-34	120	117	119	72	92	3.05	2.95	3.03	2.09	2.82
Urban youth										
Total	124	131	133	113	95	1.66	1.79	1.86	1.62	1.38
14-18	5	4	7	5	10	0.38	0.30	0.50	0.32	0.61
19-23	9	16	7	16	17	0.67	1.22	0.54	1.19	1.23
24-29	45	41	43	47	24	1.86	1.87	2.16	2.50	1.33
30-34	65	70	76	45	44	2.71	2.84	3.07	2.08	2.13
Rural youth										
Total	121	107	98	72	104	2.08	1.90	1.80	1.56	2.31
14-18	11	13	10	11	4	0.86	1.03	0.79	0.98	0.35
19-23	19	19	12	9	14	1.52	1.60	1.04	0.93	1.45
24-29	36	28	33	25	38	2.07	1.68	2.10	1.99	3.17
30-34	55	47	43	27	48	3.57	3.13	2.96	2.12	4.02

Continuation

Age	Number of deaths, people					Number of deaths per 1000 people				
	2019*	2020*	2021*	2022	2023	2019*	2020*	2021*	2022	2023
Women										
Total	97	95	98	62	62	0.76	0.77	0.81	0.58	0.59
14-18	5	2	12	9	9	0.20	0.08	0.48	0.35	0.34
19-23	13	15	10	10	8	0.54	0.65	0.44	0.46	0.36
24-29	26	29	26	17	13	0.65	0.79	0.79	0.60	0.48
30-34	53	49	50	26	32	1.35	1.24	1.27	0.83	1.09
Urban youth										
Total	38	53	65	32	38	0.50	0.71	0.90	0.47	0.57
14-18	3	-	7	4	4	0.24	-	0.53	0.27	0.26
19-23	2	6	7	6	7	0.16	0.48	0.57	0.46	0.51
24-29	11	17	18	8	9	0.43	0.75	0.90	0.43	0.51
30-34	22	30	33	14	18	0.87	1.14	1.23	0.67	0.91
Rural youth										
Total	59	42	33	30	24	1.14	0.84	0.69	0.76	0.63
14-18	2	2	5	5	5	0.16	0.16	0.41	0.47	0.46
19-23	11	9	3	4	1	0.99	0.84	0.28	0.47	0.12
24-29	15	12	8	9	4	1.02	0.87	0.62	0.91	0.43
30-34	31	19	17	12	14	2.25	1.45	1.36	1.15	1.44

Kyzylorda

Age	Number of deaths, people					Number of deaths per 1000 people				
	2019*	2020*	2021*	2022	2023	2019*	2020*	2021*	2022	2023
All youth										
Total	233	211	267	239	180	0.94	0.85	1.07	0.98	0.73
14-18	20	23	38	34	25	0.34	0.37	0.58	0.49	0.33
19-23	49	40	50	44	34	0.90	0.75	0.95	0.92	0.71
24-29	80	62	79	72	45	1.07	0.85	1.12	1.08	0.71
30-34	84	86	100	89	76	1.40	1.43	1.66	1.49	1.29
Urban youth										
Total	108	96	114	111	74	1.02	0.91	1.07	1.00	0.66
14-18	8	11	14	12	9	0.34	0.44	0.52	0.40	0.27
19-23	18	15	20	20	10	0.81	0.69	0.92	0.98	0.48
24-29	40	29	28	42	22	1.21	0.91	0.92	1.37	0.77
30-34	42	41	52	37	33	1.57	1.51	1.89	1.23	1.11
Rural youth										
Total	125	115	153	128	106	0.88	0.81	1.07	0.97	0.79
14-18	12	12	24	22	16	0.34	0.33	0.62	0.56	0.38
19-23	31	25	30	24	24	0.96	0.80	0.97	0.87	0.87
24-29	40	33	51	30	23	0.96	0.81	1.27	0.83	0.66
30-34	42	45	48	52	43	1.26	1.36	1.47	1.76	1.46
Men										
Total	166	144	190	178	128	1.29	1.12	1.47	1.41	1.00
14-18	13	14	25	26	16	0.43	0.45	0.75	0.73	0.41
19-23	35	25	38	32	23	1.22	0.90	1.38	1.30	0.94
24-29	60	44	51	53	32	1.52	1.14	1.36	1.50	0.95
30-34	58	61	76	67	57	1.89	1.96	2.44	2.15	1.84
Urban youth										
Total	71	65	71	85	57	1.31	1.19	1.30	1.51	1.01
14-18	5	7	7	8	4	0.41	0.55	0.52	0.52	0.24
19-23	12	11	15	13	9	1.05	0.98	1.33	1.27	0.88
24-29	28	19	11	30	17	1.63	1.15	0.70	1.94	1.18
30-34	26	28	38	34	27	1.92	2.01	2.67	2.23	1.80
Rural youth										
Total	95	79	119	93	71	1.27	1.06	1.59	1.32	1.00
14-18	8	7	18	18	12	0.44	0.38	0.91	0.89	0.55
19-23	23	14	23	19	14	1.34	0.84	1.41	1.33	0.98
24-29	32	25	40	23	15	1.44	1.13	1.83	1.16	0.78
30-34	32	33	38	33	30	1.87	1.93	2.24	2.07	1.87
Women										
Total	67	67	77	61	52	0.56	0.56	0.65	0.52	0.44
14-18	7	9	13	8	9	0.24	0.30	0.40	0.24	0.25
19-23	14	15	12	12	11	0.54	0.59	0.47	0.51	0.46
24-29	20	18	28	19	13	0.57	0.53	0.85	0.61	0.44
30-34	26	25	24	22	19	0.89	0.85	0.83	0.77	0.68

Continuation

Age	Number of deaths, people					Number of deaths per 1000 people				
	2019*	2020*	2021*	2022	2023	2019*	2020*	2021*	2022	2023
Urban youth										
Total	37	31	43	26	17	0.72	0.60	0.83	0.47	0.31
14-18	3	4	7	4	5	0.26	0.32	0.53	0.27	0.31
19-23	6	4	5	7	1	0.56	0.38	0.47	0.69	0.10
24-29	12	10	17	12	5	0.76	0.65	1.16	0.78	0.35
30-34	16	13	14	3	6	1.21	0.98	1.06	0.20	0.41
Rural youth										
Total	30	36	34	35	35	0.44	0.53	0.50	0.56	0.56
14-18	4	5	6	4	4	0.23	0.27	0.32	0.21	0.19
19-23	8	11	7	5	10	0.53	0.74	0.47	0.38	0.75
24-29	8	8	11	7	8	0.42	0.43	0.60	0.43	0.52
30-34	10	12	10	19	13	0.62	0.75	0.64	1.39	0.96

Mangystau

Age	Number of deaths, people					Number of deaths per 1000 people				
	2019*	2020*	2021*	2022	2023	2019*	2020*	2021*	2022	2023
All youth										
Total	205	167	224	203	200	0.94	0.76	1.01	0.89	0.86
14-18	26	23	30	31	37	0.53	0.44	0.54	0.51	0.56
19-23	34	34	40	32	28	0.78	0.77	0.89	0.72	0.61
24-29	60	38	69	61	57	0.91	0.59	1.11	0.97	0.94
30-34	85	72	85	79	78	1.43	1.21	1.43	1.31	1.30
Urban youth										
Total	97	67	109	86	92	1.12	0.76	1.20	0.86	0.90
14-18	9	7	14	9	13	0.45	0.33	0.61	0.36	0.48
19-23	15	12	13	15	15	0.90	0.70	0.72	0.82	0.78
24-29	31	16	31	25	20	1.21	0.63	1.24	0.90	0.74
30-34	42	32	51	37	44	1.72	1.30	2.05	1.28	1.52
Rural youth										
Total	108	100	115	117	108	0.82	0.76	0.87	0.91	0.83
14-18	17	16	16	22	24	0.59	0.52	0.49	0.61	0.62
19-23	19	22	27	17	13	0.70	0.82	1.01	0.65	0.49
24-29	29	22	38	36	37	0.72	0.56	1.02	1.03	1.09
30-34	43	40	34	42	34	1.23	1.15	0.99	1.34	1.09
Men										
Total	144	118	158	153	147	1.30	1.05	1.39	1.31	1.24
14-18	15	16	18	23	31	0.60	0.60	0.63	0.73	0.91
19-23	22	23	32	25	18	0.97	1.01	1.39	1.09	0.76
24-29	45	28	51	45	41	1.35	0.85	1.60	1.42	1.33
30-34	62	51	57	60	57	2.09	1.71	1.92	1.98	1.89
Urban youth										
Total	66	44	69	62	63	1.50	0.98	1.50	1.24	1.24
14-18	5	6	6	6	12	0.49	0.55	0.51	0.47	0.87
19-23	8	7	9	11	10	0.93	0.80	0.99	1.15	1.00
24-29	23	9	19	17	12	1.74	0.69	1.48	1.27	0.93
30-34	30	22	35	28	29	2.47	1.82	2.88	2.00	2.08
Rural youth										
Total	78	74	89	91	84	1.17	1.10	1.32	1.37	1.24
14-18	10	10	12	17	19	0.67	0.63	0.71	0.92	0.94
19-23	14	16	23	14	8	0.99	1.14	1.65	1.04	0.58
24-29	22	19	32	28	29	1.09	0.96	1.67	1.53	1.63
30-34	32	29	22	32	28	1.82	1.64	1.26	1.96	1.72
Women										
Total	61	49	66	50	53	0.57	0.45	0.61	0.44	0.46
14-18	11	7	12	8	6	0.46	0.28	0.45	0.27	0.19
19-23	12	11	8	7	10	0.57	0.52	0.37	0.33	0.45
24-29	15	10	18	16	16	0.47	0.32	0.59	0.51	0.53
30-34	23	21	28	19	21	0.78	0.70	0.94	0.63	0.70
Urban youth										
Total	31	23	40	24	29	0.73	0.53	0.90	0.48	0.56
14-18	4	1	8	3	1	0.41	0.10	0.72	0.24	0.07
19-23	7	5	4	4	5	0.87	0.60	0.45	0.45	0.54
24-29	8	7	12	8	8	0.65	0.57	0.99	0.55	0.57
30-34	12	10	16	9	15	0.97	0.80	1.26	0.60	1.00

Continuation

Age	Number of deaths, people					Number of deaths per 1000 people				
	2019*	2020*	2021*	2022	2023	2019*	2020*	2021*	2022	2023
Rural youth										
Total	30	26	26	26	24	0.47	0.40	0.41	0.42	0.38
14-18	7	6	4	5	5	0.50	0.40	0.25	0.29	0.27
19-23	5	6	4	3	5	0.38	0.46	0.31	0.24	0.39
24-29	7	3	6	8	8	0.35	0.16	0.33	0.48	0.50
30-34	11	11	12	10	6	0.63	0.64	0.71	0.66	0.40
Pavlodar										
Age	Number of deaths, people					Number of deaths per 1000 people				
	2019*	2020*	2021*	2022	2023	2019*	2020*	2021*	2022	2023
All youth										
Total	279	303	259	308	191	1.31	1.46	1.27	1.23	0.99
14-18	18	23	24	22	21	0.42	0.52	0.53	0.41	0.41
19-23	32	33	38	43	23	0.79	0.85	0.99	0.76	0.61
24-29	79	79	67	100	47	1.20	1.28	1.16	1.37	0.97
30-34	150	168	130	143	100	2.35	2.66	2.11	2.09	1.80
Urban youth										
Total	183	200	187	205	119	1.22	1.37	1.31	1.14	0.87
14-18	8	12	17	8	14	0.29	0.42	0.57	0.21	0.40
19-23	16	19	24	27	12	0.60	0.74	0.94	0.71	0.46
24-29	46	58	45	66	31	0.96	1.31	1.11	1.21	0.89
30-34	113	111	101	104	62	2.34	2.31	2.14	2.03	1.52
Rural youth										
Total	96	103	72	103	72	1.53	1.67	1.19	1.45	1.26
14-18	10	11	7	14	7	0.65	0.70	0.44	0.79	0.41
19-23	16	14	14	16	11	1.16	1.06	1.09	0.88	0.94
24-29	33	21	22	34	16	1.82	1.19	1.29	1.80	1.18
30-34	37	57	29	39	38	2.39	3.76	1.99	2.24	2.61
Men										
Total	219	217	191	231	132	2.02	2.05	1.84	1.78	1.32
14-18	15	14	14	14	14	0.69	0.62	0.60	0.44	0.53
19-23	25	19	27	37	15	1.20	0.95	1.37	1.30	0.78
24-29	62	58	53	71	33	1.83	1.82	1.77	2.01	1.30
30-34	117	126	97	109	70	3.68	3.99	3.14	3.00	2.44
Urban youth										
Total	143	137	135	150	81	1.91	1.88	1.90	1.66	1.17
14-18	7	6	9	5	9	0.51	0.42	0.60	0.24	0.51
19-23	13	10	16	22	8	0.95	0.77	1.24	1.19	0.61
24-29	35	40	34	44	21	1.47	1.81	1.66	1.70	1.19
30-34	88	81	76	79	43	3.76	3.48	3.34	2.97	2.08
Rural youth										
Total	76	80	56	81	51	2.26	2.41	1.71	2.06	1.66
14-18	8	8	5	9	5	1.00	0.98	0.60	0.82	0.56
19-23	12	9	11	15	7	1.65	1.29	1.62	1.52	1.14
24-29	27	18	19	27	12	2.71	1.85	2.02	2.71	1.57
30-34	29	45	21	30	27	3.46	5.42	2.58	3.07	3.38
Women										
Total	60	86	68	77	59	0.57	0.84	0.68	0.65	0.63
14-18	3	9	10	8	7	0.14	0.42	0.45	0.37	0.28
19-23	7	14	11	6	8	0.35	0.74	0.59	0.22	0.43
24-29	17	21	14	29	14	0.53	0.70	0.51	0.69	0.60
30-34	33	42	33	34	30	1.03	1.33	1.07	1.12	1.12
Urban youth										
Total	40	63	52	55	38	0.53	0.86	0.73	0.61	0.56
14-18	1	6	8	3	5	0.07	0.43	0.55	0.18	0.29
19-23	3	9	8	5	4	0.23	0.71	0.63	0.24	0.30
24-29	11	18	11	22	10	0.46	0.82	0.55	0.70	0.58
30-34	25	30	25	25	19	1.01	1.21	1.03	1.07	0.94
Rural youth										
Total	20	23	16	22	21	0.69	0.81	0.58	0.75	0.80
14-18	2	3	2	5	2	0.27	0.40	0.26	0.77	0.24
19-23	4	5	3	1	4	0.62	0.81	0.50	0.18	0.71
24-29	6	3	3	7	4	0.74	0.38	0.39	0.63	0.67
30-34	8	12	8	9	11	1.12	1.76	1.24	1.26	1.68

Soltustik Kazakhstan

Age	Number of deaths, people					Number of deaths per 1000 people				
	2019*	2020*	2021*	2022	2023	2019*	2020*	2021*	2022	2023
All youth										
Total	257	217	218	186	168	1.73	1.49	1.53	1.37	1.27
14-18	27	16	11	25	17	0.81	0.47	0.32	0.74	0.49
19-23	33	25	26	23	18	1.05	0.82	0.86	0.86	0.66
24-29	79	78	73	37	42	1.83	1.88	1.82	1.07	1.29
30-34	118	98	108	101	91	2.92	2.51	2.88	2.49	2.40
Urban youth										
Total	88	85	90	75	71	1.20	1.18	1.28	1.11	1.07
14-18	10	1	1	9	8	0.83	0.08	0.08	0.59	0.51
19-23	7	8	10	5	6	0.51	0.61	0.79	0.37	0.42
24-29	26	30	34	22	23	1.08	1.35	1.62	1.25	1.39
30-34	45	46	45	39	34	1.93	1.92	1.87	1.84	1.69
Rural youth										
Total	169	132	128	111	97	2.24	1.80	1.79	1.62	1.46
14-18	17	15	10	16	9	0.79	0.70	0.47	0.86	0.46
19-23	26	17	16	18	12	1.46	0.97	0.91	1.34	0.90
24-29	53	48	39	15	19	2.79	2.48	2.03	0.88	1.19
30-34	73	52	63	62	57	4.27	3.43	4.71	3.20	3.20
Men										
Total	186	164	167	126	120	2.38	2.15	2.23	1.77	1.72
14-18	15	11	8	10	15	0.87	0.63	0.45	0.57	0.83
19-23	27	17	21	18	14	1.64	1.06	1.33	1.30	0.99
24-29	60	64	51	30	28	2.58	2.86	2.37	1.62	1.61
30-34	84	72	87	68	63	3.99	3.52	4.40	3.19	3.14
Urban youth										
Total	53	59	67	50	54	1.47	1.67	1.92	1.77	1.58
14-18	3	1	-	5	7	0.48	0.15	-	0.57	0.87
19-23	6	5	7	3	5	0.90	0.77	1.11	0.43	0.68
24-29	16	19	23	18	17	1.35	1.73	2.22	2.02	2.02
30-34	28	34	37	24	25	2.48	2.96	3.21	2.23	2.43
Rural youth										
Total	133	105	100	76	66	3.17	2.56	2.51	2.07	1.86
14-18	12	10	8	5	8	1.09	0.91	0.72	0.52	0.81
19-23	21	12	14	15	9	2.15	1.26	1.48	2.16	1.32
24-29	44	45	28	12	11	3.86	3.94	2.50	1.25	1.22
30-34	56	38	50	44	38	5.73	4.24	6.08	4.17	3.89
Women										
Total	71	53	51	60	48	1.01	0.77	0.76	0.93	0.76
14-18	12	5	3	15	2	0.74	0.30	0.18	0.92	0.12
19-23	6	8	5	5	4	0.40	0.55	0.35	0.39	0.30
24-29	19	14	22	7	14	0.96	0.73	1.18	0.43	0.93
30-34	34	26	21	33	28	1.75	1.40	1.19	1.71	1.57
Urban youth										
Total	35	26	23	25	17	0.94	0.72	0.65	0.76	0.53
14-18	7	-	1	4	1	1.20	-	0.16	0.55	0.13
19-23	1	3	3	2	1	0.14	0.45	0.47	0.31	0.15
24-29	10	11	11	4	6	0.82	0.98	1.04	0.46	0.74
30-34	17	12	8	15	9	1.41	0.97	0.64	1.43	0.92
Rural youth										
Total	36	27	28	35	31	1.08	0.83	0.89	1.10	1.00
14-18	5	5	2	11	1	0.48	0.48	0.19	1.22	0.11
19-23	5	5	2	3	3	0.62	0.63	0.25	0.46	0.47
24-29	9	3	11	3	8	1.19	0.38	1.38	0.40	1.15
30-34	17	14	13	18	19	2.32	2.27	2.52	2.05	2.36

Turkistan

Age	Number of deaths, people					Number of deaths per 1000 people				
	2019*	2020*	2021*	2022	2023	2019*	2020*	2021*	2022	2023
All youth										
Total	612	621	629	530	601	0.98	0.98	0.99	0.82	0.91
14-18	109	102	110	107	136	0.62	0.55	0.57	0.52	0.62
19-23	112	121	133	120	124	0.82	0.88	0.95	0.87	0.87
24-29	196	181	197	130	172	1.12	1.04	1.17	0.79	1.09
30-34	195	217	189	173	169	1.42	1.59	1.42	1.25	1.23

Continuation

Age	Number of deaths, people					Number of deaths per 1000 people				
	2019*	2020*	2021*	2022	2023	2019*	2020*	2021*	2022	2023
Urban youth										
Total	136	139	137	126	120	1.26	1.23	1.17	0.81	0.76
14-18	27	16	21	18	26	0.83	0.46	0.56	0.38	0.51
19-23	22	30	27	35	17	0.92	1.19	1.01	1.08	0.51
24-29	47	44	40	32	45	1.63	1.52	1.37	0.80	1.16
30-34	40	49	49	41	32	1.74	2.07	2.04	1.16	0.90
Rural youth										
Total	476	482	492	404	481	0.92	0.93	0.95	0.82	0.96
14-18	82	86	89	89	110	0.57	0.58	0.57	0.56	0.65
19-23	90	91	106	85	107	0.80	0.81	0.93	0.80	0.98
24-29	149	137	157	98	127	1.02	0.95	1.12	0.79	1.06
30-34	155	168	140	132	137	1.35	1.49	1.29	1.28	1.34
Men										
Total	438	425	425	373	422	1.33	1.28	1.27	1.09	1.22
14-18	70	67	73	71	87	0.78	0.71	0.74	0.67	0.77
19-23	80	83	94	84	91	1.07	1.12	1.25	1.15	1.21
24-29	144	132	138	94	117	1.53	1.40	1.50	1.06	1.36
30-34	144	143	120	124	127	2.04	2.02	1.72	1.70	1.75
Urban youth										
Total	101	89	90	74	80	1.72	1.46	1.42	0.93	0.98
14-18	16	8	13	8	15	0.94	0.44	0.67	0.33	0.58
19-23	15	22	24	18	11	1.10	1.56	1.63	1.07	0.63
24-29	36	28	25	24	30	2.23	1.71	1.52	1.16	1.50
30-34	34	31	28	24	24	2.85	2.49	2.19	1.33	1.33
Rural youth										
Total	337	336	335	299	342	1.24	1.23	1.23	1.14	1.29
14-18	54	59	60	63	72	0.74	0.78	0.76	0.77	0.83
19-23	65	61	70	66	80	1.06	1.01	1.16	1.17	1.38
24-29	108	104	113	70	87	1.38	1.34	1.49	1.03	1.32
30-34	110	112	92	100	103	1.87	1.92	1.61	1.83	1.89
Women										
Total	174	196	204	157	179	0.59	0.66	0.68	0.51	0.57
14-18	39	35	37	36	49	0.46	0.39	0.39	0.36	0.46
19-23	32	38	39	36	33	0.51	0.60	0.60	0.55	0.49
24-29	52	49	59	36	55	0.65	0.62	0.77	0.47	0.76
30-34	51	74	69	49	42	0.76	1.13	1.10	0.74	0.65
Urban youth										
Total	35	50	47	52	40	0.71	0.97	0.87	0.69	0.52
14-18	11	8	8	10	11	0.72	0.48	0.45	0.44	0.45
19-23	7	8	3	17	6	0.68	0.72	0.25	1.09	0.37
24-29	11	16	15	8	15	0.87	1.26	1.19	0.41	0.80
30-34	6	18	21	17	8	0.54	1.60	1.86	0.98	0.46
Rural youth										
Total	139	146	157	105	139	0.57	0.59	0.64	0.45	0.59
14-18	28	27	29	26	38	0.40	0.37	0.38	0.33	0.46
19-23	25	30	36	19	27	0.48	0.58	0.68	0.38	0.53
24-29	41	33	44	28	40	0.61	0.50	0.69	0.50	0.74
30-34	45	56	48	32	34	0.81	1.03	0.93	0.66	0.72

Ulytau

Age	Number of deaths, people					Number of deaths per 1000 people				
	2019*	2020*	2021*	2022	2023	2019*	2020*	2021*	2022	2023
All youth										
Total	114	96	94	66	62	1.71	1.46	1.45	1.08	1.02
14-18	11	9	12	9	12	0.73	0.58	0.74	0.57	0.72
19-23	12	14	9	5	13	0.82	1.01	0.67	0.43	1.13
24-29	39	24	23	18	14	1.91	1.19	1.18	1.04	0.86
30-34	52	49	50	34	23	3.13	3.02	3.18	2.05	1.41
Urban youth										
Total	96	80	77	55	49	1.90	1.60	1.56	1.14	1.02
14-18	7	6	9	5	8	0.63	0.52	0.75	0.42	0.63
19-23	10	14	7	4	9	0.91	1.34	0.69	0.45	1.00
24-29	33	20	18	16	12	2.10	1.29	1.21	1.17	0.93
30-34	46	40	43	30	20	3.58	3.17	3.51	2.21	1.50

Continuation

Age	Number of deaths, people					Number of deaths per 1000 people				
	2019*	2020*	2021*	2022	2023	2019*	2020*	2021*	2022	2023
Rural youth										
Total	18	16	17	11	13	1.12	1.01	1.08	0.84	1.01
14-18	4	3	3	4	4	1.01	0.73	0.69	1.05	0.99
19-23	2	-	2	1	4	0.55	-	0.61	0.39	1.58
24-29	6	4	5	2	2	1.28	0.85	1.08	0.56	0.59
30-34	6	9	7	4	3	1.60	2.49	2.02	1.31	1.01
Men										
Total	89	68	64	43	47	2.56	1.98	1.89	1.36	1.50
14-18	6	6	8	7	11	0.78	0.75	0.97	0.87	1.30
19-23	9	7	8	4	12	1.19	0.97	1.14	0.68	2.07
24-29	32	19	16	13	9	2.97	1.79	1.56	1.43	1.05
30-34	42	36	32	19	15	4.82	4.20	3.82	2.18	1.76
Urban youth										
Total	74	56	50	33	36	2.82	2.16	1.96	1.34	1.47
14-18	4	4	5	3	7	0.70	0.68	0.82	0.50	1.09
19-23	7	7	6	3	8	1.24	1.29	1.13	0.67	1.79
24-29	27	16	12	11	7	3.30	1.99	1.56	1.56	1.05
30-34	36	29	27	16	14	5.40	4.42	4.19	2.29	2.05
Rural youth										
Total	15	12	14	10	11	1.76	1.43	1.68	1.42	1.59
14-18	2	2	3	4	4	1.01	0.96	1.37	2.02	1.93
19-23	2	-	2	1	4	1.05	-	1.18	0.74	3.05
24-29	5	3	4	2	2	1.95	1.17	1.59	1.00	1.08
30-34	6	7	5	3	1	2.93	3.50	2.58	1.73	0.59
Women										
Total	25	28	30	23	15	0.78	0.89	0.96	0.78	0.51
14-18	5	3	4	2	1	0.68	0.39	0.50	0.26	0.12
19-23	3	7	1	1	1	0.43	1.05	0.15	0.18	0.18
24-29	7	5	7	5	5	0.73	0.52	0.75	0.61	0.65
30-34	10	13	18	15	8	1.27	1.69	2.45	1.90	1.03
Urban youth										
Total	22	24	27	22	13	0.90	0.99	1.13	0.93	0.55
14-18	3	2	4	2	1	0.56	0.36	0.68	0.34	0.16
19-23	3	7	1	1	1	0.57	1.39	0.20	0.22	0.22
24-29	6	4	6	5	5	0.80	0.54	0.83	0.75	0.81
30-34	10	11	16	14	6	1.62	1.82	2.75	2.13	0.92
Rural youth										
Total	3	4	3	1	2	0.40	0.54	0.41	0.17	0.33
14-18	2	1	-	-	-	1.02	0.49	-	-	-
19-23	-	-	-	-	-	-	-	-	-	-
24-29	1	1	1	-	-	0.47	0.47	0.47	-	-
30-34	-	2	2	1	2	-	1.23	1.31	0.75	1.56

Shygyz Kazakhstan

Age	Number of deaths, people					Number of deaths per 1000 people				
	2019*	2020*	2021*	2022	2023	2019*	2020*	2021*	2022	2023
All youth										
Total	388	333	360	276	259	1.94	1.71	1.90	1.55	1.48
14-18	25	15	28	21	27	0.66	0.38	0.68	0.48	0.58
19-23	36	29	42	27	30	0.98	0.82	1.21	0.91	1.00
24-29	113	80	95	76	75	1.80	1.39	1.80	1.56	1.65
30-34	214	209	195	152	127	3.44	3.36	3.19	2.67	2.38
Urban youth										
Total	237	202	233	176	141	1.80	1.58	1.86	1.49	1.21
14-18	9	6	17	11	8	0.43	0.27	0.73	0.42	0.28
19-23	21	18	26	16	19	0.96	0.85	1.24	0.81	0.94
24-29	63	48	57	46	41	1.44	1.23	1.62	1.40	1.33
30-34	144	130	133	103	73	3.22	2.84	2.89	2.62	1.97
Rural youth										
Total	151	131	127	100	118	2.21	1.98	1.98	1.67	2.01
14-18	16	9	11	10	19	0.94	0.52	0.62	0.59	1.06
19-23	15	11	16	11	11	1.01	0.79	1.17	1.12	1.13
24-29	50	32	38	30	34	2.63	1.74	2.17	1.90	2.33
30-34	70	79	62	49	54	4.01	4.85	4.10	2.80	3.29

Continuation

Age	Number of deaths, people					Number of deaths per 1000 people				
	2019*	2020*	2021*	2022	2023	2019*	2020*	2021*	2022	2023
Men										
Total	312	246	267	208	190	3.05	2.47	2.75	2.23	2.07
14-18	18	11	17	14	18	0.93	0.55	0.81	0.63	0.76
19-23	32	19	29	22	27	1.69	1.04	1.62	1.41	1.71
24-29	90	55	71	58	54	2.78	1.84	2.57	2.25	2.24
30-34	172	161	150	114	91	5.46	5.14	4.89	3.84	3.25
Urban youth										
Total	190	156	173	135	107	2.94	2.47	2.79	2.22	1.79
14-18	6	6	9	9	7	0.56	0.54	0.76	0.67	0.49
19-23	18	14	19	13	16	1.62	1.30	1.79	1.27	1.53
24-29	48	34	43	34	29	2.26	1.77	2.45	2.01	1.83
30-34	118	102	102	79	55	5.44	4.63	4.66	3.93	2.91
Rural youth										
Total	122	90	94	73	83	3.25	2.48	2.67	2.24	2.60
14-18	12	5	8	5	11	1.37	0.56	0.88	0.58	1.19
19-23	14	5	10	9	11	1.78	0.67	1.38	1.67	2.07
24-29	42	21	28	24	25	3.77	1.98	2.78	2.71	3.03
30-34	54	59	48	35	36	5.52	6.33	5.48	3.64	3.96
Women										
Total	76	87	93	68	69	0.78	0.92	1.01	0.80	0.83
14-18	7	4	11	7	9	0.38	0.21	0.55	0.33	0.40
19-23	4	10	13	5	3	0.23	0.59	0.77	0.36	0.21
24-29	23	25	24	18	21	0.76	0.91	0.95	0.78	0.98
30-34	42	48	45	38	36	1.37	1.56	1.48	1.40	1.42
Urban youth										
Total	47	46	60	41	34	0.71	0.71	0.94	0.71	0.60
14-18	3	-	8	2	1	0.29	-	0.70	0.15	0.07
19-23	3	4	7	3	3	0.28	0.38	0.67	0.32	0.31
24-29	15	14	14	12	12	0.67	0.70	0.79	0.75	0.80
30-34	26	28	31	24	18	1.13	1.17	1.29	1.25	1.00
Rural youth										
Total	29	41	33	27	35	0.94	1.38	1.14	0.98	1.31
14-18	4	4	3	5	8	0.48	0.47	0.34	0.61	0.92
19-23	1	6	6	2	-	0.14	0.92	0.94	0.45	-
24-29	8	11	10	6	9	1.02	1.42	1.34	0.87	1.42
30-34	16	20	14	14	18	2.08	2.87	2.20	1.77	2.46

Astana city

Age	Number of deaths, people					Number of deaths per 1000 people				
	2019*	2020*	2021*	2022	2023	2019*	2020*	2021*	2022	2023
All youth										
Total	207	289	277	248	264	0.56	0.78	0.73	0.57	0.59
14-18	11	19	43	31	44	0.20	0.32	0.66	0.37	0.47
19-23	34	39	40	38	46	0.49	0.57	0.58	0.47	0.54
24-29	71	101	75	68	73	0.59	0.86	0.65	0.51	0.55
30-34	91	130	119	111	101	0.75	1.04	0.94	0.82	0.73
Men										
Total	141	199	173	174	181	0.80	1.12	0.96	0.83	0.83
14-18	10	13	25	20	30	0.34	0.42	0.74	0.47	0.64
19-23	20	18	28	25	34	0.61	0.54	0.84	0.63	0.80
24-29	49	74	49	48	51	0.87	1.34	0.90	0.75	0.82
30-34	62	94	71	81	66	1.08	1.61	1.20	1.26	1.01
Women										
Total	66	90	104	74	83	0.34	0.46	0.53	0.33	0.36
14-18	1	6	18	11	14	0.04	0.21	0.56	0.27	0.31
19-23	14	21	12	13	12	0.38	0.59	0.34	0.32	0.28
24-29	22	27	26	20	22	0.34	0.43	0.42	0.28	0.31
30-34	29	36	48	30	35	0.45	0.54	0.71	0.42	0.48

Almaty city

Age	Number of deaths, people					Number of deaths per 1000 people				
	2019*	2020*	2021*	2022	2023	2019*	2020*	2021*	2022	2023
All youth										
Total	462	424	408	375	384	0.69	0.63	0.61	0.56	0.56
14-18	39	36	43	48	43	0.42	0.36	0.40	0.33	0.29
19-23	60	54	63	58	68	0.52	0.50	0.61	0.38	0.41
24-29	146	115	102	92	84	0.60	0.49	0.47	0.50	0.46
30-34	217	219	200	177	189	1.02	0.95	0.82	0.94	0.99
Men										
Total	307	288	267	261	269	1.00	0.93	0.86	0.81	0.81
14-18	16	26	26	27	26	0.34	0.51	0.47	0.36	0.34
19-23	38	35	39	42	51	0.70	0.68	0.78	0.56	0.63
24-29	94	78	68	63	60	0.87	0.76	0.70	0.74	0.71
30-34	159	149	134	129	132	1.65	1.43	1.23	1.47	1.49
Women										
Total	155	136	141	114	115	0.43	0.38	0.39	0.33	0.32
14-18	23	10	17	21	17	0.52	0.21	0.33	0.30	0.23
19-23	22	19	24	16	17	0.36	0.34	0.45	0.20	0.20
24-29	52	37	34	29	24	0.38	0.28	0.28	0.29	0.24
30-34	58	70	66	48	57	0.50	0.55	0.49	0.47	0.56

Shymkent city

Age	Number of deaths, people					Number of deaths per 1000 people				
	2019*	2020*	2021*	2022	2023	2019*	2020*	2021*	2022	2023
All youth										
Total	263	260	298	286	260	0.75	0.74	0.83	0.75	0.68
14-18	34	21	47	44	59	0.45	0.27	0.57	0.46	0.58
19-23	48	49	53	58	58	0.60	0.62	0.68	0.70	0.68
24-29	76	77	88	78	66	0.72	0.75	0.87	0.74	0.64
30-34	105	113	110	106	77	1.19	1.21	1.12	1.12	0.82
Men										
Total	168	172	193	196	187	1.00	1.01	1.10	1.05	0.99
14-18	19	10	31	27	34	0.49	0.25	0.73	0.55	0.65
19-23	32	34	27	49	42	0.84	0.89	0.70	1.21	1.01
24-29	51	51	52	51	50	1.01	1.02	1.06	1.01	1.01
30-34	66	77	83	69	61	1.62	1.78	1.83	1.50	1.33
Women										
Total	95	88	105	90	73	0.52	0.48	0.57	0.47	0.37
14-18	15	11	16	17	25	0.40	0.29	0.40	0.36	0.50
19-23	16	15	26	9	16	0.38	0.37	0.65	0.21	0.37
24-29	25	26	36	27	16	0.45	0.49	0.70	0.50	0.30
30-34	39	36	27	37	16	0.82	0.72	0.51	0.76	0.33

4.2 Deaths by main causes of death in the age of 14-34 years

people

Age	All youth					Urban youth					Rural youth				
	2019*	2020*	2021*	2022	2023	2019*	2020*	2021*	2022	2023	2019*	2020*	2021*	2022	2023
From diseases of the circulatory system															
Total	609	677	713	595	618	388	425	435	379	368	221	252	278	216	250
14-18	33	28	33	36	56	20	9	17	18	36	13	19	16	18	20
19-23	44	48	49	53	59	27	24	19	31	32	17	24	30	22	27
24-29	160	172	195	148	138	99	114	106	101	79	61	58	89	47	59
30-34	372	429	436	358	365	242	278	293	229	221	130	151	143	129	144
From accidents, poisoning and injuries															
Total	3 307	2889	2965	2884	2 841	1760	1529	1569	1488	1 464	1 547	1360	1396	1396	1 377
14-18	371	351	406	402	454	158	136	205	173	204	213	215	201	229	250
19-23	636	504	571	531	557	317	250	282	247	284	319	254	289	284	273
24-29	1 083	890	945	884	843	579	486	480	467	437	504	404	465	417	406
30-34	1 217	1144	1043	1067	987	706	657	602	601	539	511	487	441	466	448
From neoplasms															
Total	433	430	420	380	388	262	263	262	239	242	171	167	158	141	146
14-18	37	43	74	44	65	17	18	47	17	43	20	25	27	27	22
19-23	64	53	49	50	50	35	26	30	32	34	29	27	19	18	16
24-29	127	125	111	79	105	83	77	69	61	69	44	48	42	18	36
30-34	205	209	186	207	168	127	142	116	129	96	78	67	70	78	72

Continuation

Age	All youth					Urban youth					Rural youth				
	2019*	2020*	2021*	2022	2023	2019*	2020*	2021*	2022	2023	2019*	2020*	2021*	2022	2023
From respiratory diseases															
Total	250	301	265	212	215	158	193	184	140	135	92	108	81	72	80
14-18	15	20	17	31	27	9	13	12	16	12	6	7	5	15	15
19-23	21	38	23	23	33	11	21	16	16	23	10	17	7	7	10
24-29	73	62	68	48	53	46	51	45	32	34	27	11	23	16	19
30-34	141	181	157	110	102	92	108	111	76	66	49	73	46	34	36
From diseases of the digestive system															
Total	385	367	327	277	240	249	229	211	181	141	136	138	116	96	99
14-18	15	15	9	17	14	9	7	6	9	9	6	8	3	8	5
19-23	23	13	19	18	13	12	10	7	12	3	11	3	12	6	10
24-29	93	59	66	58	59	62	41	40	39	38	31	18	26	19	21
30-34	254	280	233	184	154	166	171	158	121	91	88	109	75	63	63
From infectious and parasitic diseases															
Total	156	180	130	122	122	112	118	93	89	77	44	62	37	33	45
14-18	8	9	12	16	18	7	6	6	8	10	1	3	6	8	8
19-23	7	17	8	10	12	5	5	5	10	3	2	12	3	0	9
24-29	34	50	33	19	30	23	34	20	14	19	11	16	13	5	11
30-34	107	104	77	77	62	77	73	62	57	45	30	31	15	20	17

5. Migration

78

5.1 Migration of population aged 14-34 years

	Arrivals						Departures						Net migration						people
	2019*	2020*	2021*	2022	2023		2019*	2020*	2021*	2022	2023		2019*	2020*	2021*	2022	2023		
	All youth																		
Republic of Kazakhstan	490 548	386 097	418 989	448 141	422 886		501 071	391 289	424 401	447 007	415 592		-10 523	-5 192	-5 412	1 134	7 294		
Abay	12 356	8 085	8 761	9 009	8 350		16 502	11 853	12 594	12 858	11 266		-4 146	-3 768	-3 833	-3 849	-2 916		
Akmola	17 277	13 932	13 914	14 773	13 695		20 008	15 652	16 862	16 578	15 490		-2 731	-1 720	-2 948	-1 805	-1 795		
Aktobe	18 027	15 389	15 988	16 991	15 515		19 228	16 192	17 134	18 182	16 250		-1 201	-803	-1 146	-1 191	-735		
Almaty	35 338	30 805	32 624	40 292	36 281		41 352	35 567	34 919	41 460	36 326		-6 014	-4 762	-2 295	-1 168	-45		
Atyrau	11 962	9 940	11 164	11 324	11 462		12 126	10 107	12 129	12 261	12 075		-1 568	-1 167	-965	-937	-613		
Batys Kazakhstan	17 087	11 921	11 981	13 064	12 575		18 655	13 232	13 148	14 186	13 301		-1 568	-1 311	-1 167	-1 122	-726		
Zhambyl	22 382	18 407	18 516	18 832	16 633		28 787	23 118	23 573	25 333	23 111		-6 405	-4 711	-5 057	-6 501	-6 478		
Zhetisu	13 412	11 464	10 470	9 956	10 620		18 661	15 094	14 579	15 102	14 435		-5 249	-3 630	-4 109	-5 146	-3 815		
Karagandy	20 350	15 448	16 559	17 231	16 764		23 714	18 007	19 305	19 108	18 328		-3 364	-2 559	-2 746	-1 877	-1 564		
Kostanay	17 846	11 949	11 854	13 411	12 936		20 683	14 350	14 408	15 464	14 173		-2 837	-2 401	-2 554	-2 053	-1 237		
Kyzylorda	18 600	12 607	11 965	13 022	10 862		21 098	14 882	15 080	16 754	14 561		-2 498	-2 275	-3 115	-3 732	-3 699		
Mangystau	18 717	16 007	17 939	18 959	16 950		16 580	14 234	16 281	17 398	15 831		2 137	1 773	1 658	1 561	1 119		
Pavlodar	15 715	11 067	10 906	10 679	10 108		18 106	12 615	13 002	12 651	11 541		-2 391	-1 548	-2 096	-1 972	-1 433		
Soltustik Kazakhstan	10 624	7 482	7 101	7 158	6 616		13 015	9 387	9 285	9 258	8 279		-2 391	-1 905	-2 184	-2 100	-1 663		
Turkistan	59 048	41 555	37 596	38 772	35 198		63 624	51 163	52 001	51 265	47 573		-4 576	-9 608	-14 405	-12 493	-12 375		
Ulytau	4 160	3 043	2 839	3 462	3 466		5 007	3 940	4 261	4 423	4 334		-847	-897	-1 422	-961	-868		
Shygyz Kazakhstan	13 274	9 015	9 620	9 583	8 937		15 694	10 408	11 100	10 985	10 251		-2 420	-1 393	-1 480	-1 402	-1 314		
Astana city	70 205	54 756	71 804	78 080	75 243		55 133	42 984	52 854	56 658	51 947		15 072	11 772	18 950	21 422	23 296		
Almaty city	60 158	54 366	63 264	73 017	67 846		38 809	33 612	43 985	48 177	46 004		21 349	20 754	19 279	24 840	21 806		
Shymkent city	34 010	28 859	34 124	30 526	32 829		34 289	24 892	27 901	28 906	30 480		-279	3 967	6 223	1 620	2 349		
							Urban youth												
Republic of Kazakhstan	308 022	251 682	293 016	309 684	296 720		282 744	216 210	248 001	264 086	249 510		25 278	35 472	45 015	45 598	47 210		
Abay	6 853	4 646	5 593	5 942	5 573		8 479	6 227	6 527	6 650	5 999		-1 626	-1 581	-934	-708	-426		
Akmola	9 337	8 004	8 091	8 235	7 951		9 550	7 290	7 873	7 838	7 371		-213	714	218	397	580		
Aktobe	12 500	11 657	12 490	13 432	12 185		11 404	10 723	11 965	12 677	11 373		1 096	934	525	755	812		
Almaty	3 987	4 321	4 771	6 485	5 437		8 359	5 393	5 257	6 772	5 326		-4 372	-1 072	-486	-287	111		
Atyrau	5 475	4 614	5 484	5 835	6 077		6 039	4 589	5 867	6 045	5 725		-564	25	-383	-210	352		
Batys Kazakhstan	9 275	6 501	7 118	8 007	7 985		9 692	6 973	6 915	7 447	7 280		-417	-472	203	560	705		
Zhambyl	7 424	7 582	8 346	8 234	7 221		10 647	8 328	8 742	9 766	8 690		-3 223	-746	-396	-1 532	-1 469		
Zhetisu	5 981	5 057	4 914	4 276	4 947		7 962	5 747	5 900	5 655	6 108		-1 981	-690	-986	-1 379	-1 161		
Karagandy	15 360	12 251	13 441	14 189	13 955		16 984	12 845	14 110	14 009	13 437		-1 624	-594	-669	-180	518		
Kostanay	10 682	7 255	7 692	8 689	8 131		10 062	7 059	7 312	7 774	7 218		620	196	380	915	913		
Kyzylorda	8 037	5 723	5 717	6 097	5 242		8 306	6 044	6 484	7 383	6 597		-269	-321	-767	-1 286	-1 355		
Mangystau	7 488	7 341	8 990	8 961	8 157		6 373	5 103	6 318	6 893	6 435		1 115	2 238	2 672	2 068	1 722		
Pavlodar	9 356	6 754	6 961	6 780	6 405		10 768	7 024	7 554	7 358	6 709		-1 412	-270	-593	-578	-304		
Soltustik Kazakhstan	4 443	3 422	3 473	3 422	3 209		4 189	2 941	2 946	3 175	2 916		254	481	527	247	293		
Turkistan	16 480	10 753	12 363	10 925	10 059		14 545	10 493	11 024	12 193	11 388		1 935	260	1 339	-1 268	-1 329		
Ulytau	3 022	2 210	2 111	2 596	2 707		3 490	2 817	3 096	3 086	3 132		-468	-607	-985	-490	-425		

Youth of Kazakhstan

Continuation

	Arrivals					Departures					Net migration				
	2019*	2020*	2021*	2022	2023	2019*	2020*	2021*	2022	2023	2019*	2020*	2021*	2022	2023
Shyys Kazakhstan	7 949	5 610	6 269	5 956	5 561	5 371	5 126	5 371	5 624	5 339	285	484	898	332	222
Astana city	70 205	54 756	71 804	78 080	75 243	52 854	42 984	52 854	56 658	51 947	15 072	11 772	18 950	21 422	23 296
Almaty city	60 158	54 366	63 264	73 017	67 846	43 985	33 612	43 985	48 177	46 040	21 349	20 754	19 279	24 840	21 806
Shymkent city	34 010	28 859	34 124	30 526	32 829	27 901	24 892	27 901	28 906	30 480	-279	3 967	6 223	1 620	2 349
Republic of Kazakhstan	182 526	134 415	125 973	138 457	126 166	176 400	175 079	176 400	182 921	166 082	-35 801	-40 664	-50 427	-44 464	-39 916
Abay	5 503	3 439	3 168	3 067	2 777	6 067	5 626	6 067	6 208	5 267	-2 520	-2 187	-2 899	-3 141	-2 490
Akmola	7 940	5 928	5 823	6 538	5 744	8 989	8 362	8 989	8 740	8 119	-2 518	-2 434	-3 166	-2 202	-2 375
Aktobe	5 527	3 732	3 498	3 559	3 330	5 169	5 469	5 169	5 505	4 877	-2 297	-1 737	-1 671	-1 946	-1 547
Almaty	31 351	26 484	27 853	33 807	30 844	29 662	30 174	29 662	34 688	31 000	-1 642	-3 690	-1 809	-881	-1 556
Atyrau	6 487	5 326	5 680	5 489	5 385	6 262	5 518	6 262	6 216	6 350	400	-192	-582	-727	-965
Batys Kazakhstan	7 812	5 420	4 863	5 057	4 590	6 259	6 259	6 233	6 739	6 021	-1 151	-839	-1 370	-1 682	-1 431
Zhambyl	14 958	10 825	10 170	10 598	9 412	14 831	14 790	14 831	15 567	14 421	-3 182	-3 965	-4 661	-4 969	-5 009
Zhetisu	7 431	6 407	5 556	5 680	5 673	8 679	9 347	8 679	9 447	8 327	-3 268	-2 940	-3 123	-3 767	-2 654
Karagandy	4 990	3 197	3 118	3 042	2 809	5 195	5 162	5 195	5 099	4 891	-1 740	-1 965	-2 077	-2 057	-2 082
Kostanay	7 164	4 694	4 162	4 722	4 805	7 096	7 291	7 096	7 690	6 955	-3 457	-2 597	-2 934	-2 968	-2 150
Kyzylorda	10 563	6 884	6 248	6 925	5 620	8 838	8 838	8 596	9 371	7 964	-2 229	-1 954	-2 348	-2 446	-2 344
Mangystau	11 229	8 666	8 949	9 998	8 793	9 963	9 131	9 963	10 505	9 396	1 022	-465	-1 014	-507	-603
Pavlodar	6 359	4 313	3 945	3 899	3 703	5 448	5 591	5 448	5 293	4 832	-979	-1 278	-1 503	-1 394	-1 129
Soltustik Kazakhstan	6 181	4 060	3 628	3 736	3 407	6 339	6 446	6 339	6 083	5 363	-2 645	-2 386	-2 711	-2 347	-1 956
Turkistan	42 568	30 802	25 233	27 847	25 139	40 977	40 670	40 977	39 072	36 185	-6 511	-9 868	-15 744	-11 225	-11 046
Ulytau	1 138	833	728	866	759	1 165	1 123	1 165	1 337	1 202	-379	-290	-437	-471	-443
Shyys Kazakhstan	5 325	3 405	3 351	3 627	3 376	5 729	5 282	5 729	5 361	4 912	-2 705	-1 877	-2 378	-1 734	-1 536

Rural youth

5.2 External migration of youth

Republic of Kazakhstan

people

Age	Immigrants					Emigrants				
	2019*	2020*	2021*	2022	2023	2019*	2020*	2021*	2022	2023
Men										
Total	2 607	2 369	2 419	4 381	6 608	7 263	4 609	4 696	3 165	1 685
14-18	330	469	319	678	845	1 107	894	1 046	775	503
19-23	575	556	539	907	1 334	1 293	841	804	477	279
24-29	910	701	847	1 445	2 225	2 071	1 176	1 195	717	338
30-34	792	643	714	1 351	2 204	2 792	1 698	1 651	1 196	565
CIS countries										
Total	1 914	1 628	2 038	3 761	5 742	6 645	4 175	4 010	2 617	1 215
14-18	212	315	252	561	704	973	793	843	604	353
19-23	456	379	471	778	1 118	1 207	774	707	380	209
24-29	687	482	714	1 229	1 945	1 916	1 067	1 043	602	237
30-34	559	452	601	1 193	1 975	2 549	1 541	1 417	1 031	416
Other countries										
Total	693	741	381	620	866	618	434	686	548	470
14-18	118	154	67	117	141	134	101	203	171	150
19-23	119	177	68	129	216	86	67	97	97	70
24-29	223	219	133	216	280	155	109	152	115	101
30-34	233	191	113	158	229	243	157	234	165	149
Women										
Total	2 950	2 456	2 564	3 975	4 868	8 817	5 408	5 699	4 057	2 497
14-18	336	399	300	563	694	1 123	841	1 035	752	548
19-23	827	643	674	984	1 067	1 644	1 000	986	665	422
24-29	993	766	886	1 308	1 617	2 728	1 528	1 501	1 050	612
30-34	794	648	704	1 120	1 490	3 322	2 039	2 177	1 590	915
CIS countries										
Total	2 369	1 848	2 235	3 435	4 231	7 927	4 730	4 753	3 280	1 841
14-18	245	292	261	456	585	989	720	861	616	406
19-23	717	491	609	877	917	1 523	918	881	571	321
24-29	817	575	739	1 111	1 394	2 463	1 347	1 227	835	438
30-34	590	490	626	991	1 335	2 952	1 745	1 784	1 258	676
Other countries										
Total	581	608	329	540	637	890	678	946	777	656
14-18	91	107	39	107	109	134	121	174	136	142
19-23	110	152	65	107	150	121	82	105	94	101
24-29	176	191	147	197	223	265	181	274	215	174
30-34	204	158	78	129	155	370	294	393	332	239

Abay

people

Age	Immigrants					Emigrants				
	2019*	2020*	2021*	2022	2023	2019*	2020*	2021*	2022	2023
Men										
Total	23	10	29	20	31	266	214	170	117	55
14-18	1	2	8	3	6	38	51	26	17	20
19-23	5	4	8	2	6	63	49	40	21	5
24-29	10	2	10	11	7	78	54	51	31	8
30-34	7	2	3	4	12	87	60	53	48	22
CIS countries										
Total	23	8	22	17	24	254	207	160	106	51
14-18	1	2	4	3	4	36	48	24	12	19
19-23	5	4	7	1	5	60	48	38	20	5
24-29	10	1	9	10	7	75	53	48	28	6
30-34	7	1	2	3	8	83	58	50	46	21
Other countries										
Total	-	2	7	3	7	12	7	10	11	4
14-18	-	-	4	-	2	2	3	2	5	1
19-23	-	-	1	1	1	3	1	2	1	-
24-29	-	1	1	1	-	3	1	3	3	2
30-34	-	1	1	1	4	4	2	3	2	1
Women										
Total	23	10	25	37	21	326	215	208	134	73
14-18	1	1	3	4	2	40	45	33	29	13
19-23	8	1	3	8	5	69	52	58	22	13

Continuation

Age	Immigrants					Emigrants				
	2019*	2020*	2021*	2022	2023	2019*	2020*	2021*	2022	2023
24-29	10	3	9	18	8	103	66	46	32	12
30-34	4	5	10	7	6	114	52	71	51	35
CIS countries										
Total	18	10	18	26	14	307	205	191	118	67
14-18	1	1	3	3	1	37	45	29	25	11
19-23	6	1	1	7	4	66	50	54	22	12
24-29	9	3	5	10	4	96	61	43	26	12
30-34	2	5	9	6	5	108	49	65	45	32
Other countries										
Total	5	-	7	11	7	19	10	17	16	6
14-18	-	-	-	1	1	3	-	4	4	2
19-23	2	-	2	1	1	3	2	4	-	1
24-29	1	-	4	8	4	7	5	3	6	-
30-34	2	-	1	1	1	6	3	6	6	3

Akmola

people

Age	Immigrants					Emigrants				
	2019*	2020*	2021*	2022	2023	2019*	2020*	2021*	2022	2023
Men										
Total	69	32	37	67	110	582	347	315	216	135
14-18	9	2	4	12	17	84	57	70	52	33
19-23	10	3	6	13	17	141	70	69	48	28
24-29	33	11	17	27	34	163	98	97	47	37
30-34	17	16	10	15	42	194	122	79	69	37
CIS countries										
Total	58	29	32	54	93	511	307	238	168	97
14-18	6	2	2	7	13	68	51	45	34	24
19-23	8	2	5	10	14	123	64	61	38	24
24-29	29	10	15	23	28	146	87	76	39	24
30-34	15	15	10	14	38	174	105	56	57	25
Other countries										
Total	11	3	5	13	17	71	40	77	48	38
14-18	3	-	2	5	4	16	6	25	18	9
19-23	2	1	1	3	3	18	6	8	10	4
24-29	4	1	2	4	6	17	11	21	8	13
30-34	2	1	-	1	4	20	17	23	12	12
Women										
Total	89	44	37	56	60	645	351	389	281	185
14-18	11	7	3	9	8	88	50	73	47	40
19-23	23	13	7	15	8	157	93	85	65	34
24-29	26	9	21	13	28	201	96	118	72	46
30-34	29	15	6	19	16	199	112	113	97	65
CIS countries										
Total	70	35	32	42	44	566	295	291	220	138
14-18	7	6	3	5	5	72	37	49	35	28
19-23	18	10	7	10	4	146	87	72	54	29
24-29	19	6	16	10	20	179	76	90	58	35
30-34	26	13	6	17	15	169	95	80	73	46
Other countries										
Total	19	9	5	14	16	79	56	98	61	47
14-18	4	1	-	4	3	16	13	24	12	12
19-23	5	3	-	5	4	11	6	13	11	5
24-29	7	3	5	3	8	22	20	28	14	11
30-34	3	2	-	2	1	30	17	33	24	19

Aktobe

people

Age	Immigrants					Emigrants				
	2019*	2020*	2021*	2022	2023	2019*	2020*	2021*	2022	2023
Men										
Total	11	50	96	125	218	274	234	283	129	60
14-18	-	4	13	9	21	41	40	66	19	15
19-23	3	14	28	28	41	45	39	40	9	10
24-29	6	13	28	40	72	70	55	69	40	9

Continuation

Age	Immigrants					Emigrants				
	2019*	2020*	2021*	2022	2023	2019*	2020*	2021*	2022	2023
30-34	2	19	27	48	84	118	100	108	61	26
	CIS countries									
Total	9	41	88	116	208	267	227	273	117	50
14-18	-	4	12	9	19	38	39	61	18	14
19-23	1	13	27	26	38	45	37	39	7	8
24-29	6	9	24	34	68	68	51	66	34	7
30-34	2	15	25	47	83	116	100	107	58	21
	Other countries									
Total	2	9	8	9	10	7	7	10	12	10
14-18	-	-	1	-	2	3	1	5	1	1
19-23	2	1	1	2	3	-	2	1	2	2
24-29	-	4	4	6	4	2	4	3	6	2
30-34	-	4	2	1	1	2	-	1	3	5
	Women									
Total	7	51	123	95	103	358	286	295	170	100
14-18	1	4	25	10	11	47	46	45	37	19
19-23	2	13	30	33	20	53	37	43	26	15
24-29	2	16	37	23	39	115	71	81	35	25
30-34	2	18	31	29	33	143	132	126	72	41
	CIS countries									
Total	7	48	116	91	99	343	273	280	146	86
14-18	1	4	25	10	11	45	43	45	34	18
19-23	2	12	30	32	20	51	34	41	25	12
24-29	2	14	30	21	36	109	67	75	27	21
30-34	2	18	31	28	32	138	129	119	60	35
	Other countries									
Total	-	3	7	4	4	15	13	15	24	14
14-18	-	-	-	-	-	2	3	-	3	1
19-23	-	1	-	1	-	2	3	2	1	3
24-29	-	2	7	2	3	6	4	6	8	4
30-34	-	-	-	1	1	5	3	7	12	6

Almaty

people

Age	Immigrants					Emigrants				
	2019*	2020*	2021*	2022	2023	2019*	2020*	2021*	2022	2023
	Men									
Total	413	150	16	615	532	94	108	143	126	62
14-18	51	29	2	87	72	20	25	42	47	22
19-23	100	27	2	158	157	13	18	25	11	8
24-29	135	45	7	216	150	22	25	28	28	11
30-34	127	49	5	154	153	39	40	48	40	21
	CIS countries									
Total	291	55	11	550	440	81	90	118	90	43
14-18	33	7	1	72	55	20	19	35	29	18
19-23	71	11	2	137	125	12	16	22	5	4
24-29	101	18	4	193	128	19	19	22	22	7
30-34	86	19	4	148	132	30	36	39	34	14
	Other countries									
Total	122	95	5	65	92	13	18	25	36	19
14-18	18	22	1	15	17	-	6	7	18	4
19-23	29	16	-	21	32	1	2	3	6	4
24-29	34	27	3	23	22	3	6	6	6	4
30-34	41	30	1	6	21	9	4	9	6	7
	Women									
Total	493	149	19	478	373	104	137	166	151	79
14-18	43	25	4	72	63	20	19	36	38	28
19-23	144	28	3	147	99	16	22	22	20	11
24-29	172	48	7	145	105	27	38	48	35	20
30-34	134	48	5	114	106	41	58	60	58	20
	CIS countries									
Total	396	65	12	435	322	83	108	134	111	49
14-18	29	7	3	56	52	15	15	33	27	19
19-23	127	17	3	140	90	14	20	17	14	7

Continuation

Age	Immigrants					Emigrants				
	2019*	2020*	2021*	2022	2023	2019*	2020*	2021*	2022	2023
24-29	141	19	4	130	91	20	29	38	23	12
30-34	99	22	2	109	89	34	44	46	47	11
Other countries										
Total	97	84	7	43	51	21	29	32	40	30
14-18	14	18	1	16	11	5	4	3	11	9
19-23	17	11	-	7	9	2	2	5	6	4
24-29	31	29	3	15	14	7	9	10	12	8
30-34	35	26	3	5	17	7	14	14	11	9

Atyrau

people

Age	Immigrants					Emigrants				
	2019*	2020*	2021*	2022	2023	2019*	2020*	2021*	2022	2023
Men										
Total	66	42	94	112	195	34	29	30	24	9
14-18	3	4	6	12	24	7	8	4	4	3
19-23	16	5	16	20	44	5	3	1	1	3
24-29	21	18	36	36	63	12	8	7	6	3
30-34	26	15	36	44	64	10	10	18	13	-
CIS countries										
Total	43	36	85	105	187	32	26	28	20	7
14-18	1	3	5	11	21	6	7	4	4	3
19-23	13	4	15	19	42	5	3	1	-	1
24-29	18	16	34	35	61	12	6	6	5	3
30-34	11	13	31	40	63	9	10	17	11	-
Other countries										
Total	23	6	9	7	8	2	3	2	4	2
14-18	2	1	1	1	3	1	1	-	-	-
19-23	3	1	1	1	2	-	-	-	1	2
24-29	3	2	2	1	2	-	2	1	1	-
30-34	15	2	5	4	1	1	-	1	2	-
Women										
Total	66	61	100	124	159	69	44	45	34	21
14-18	5	5	12	13	15	4	2	6	5	3
19-23	20	15	21	25	44	11	9	5	7	6
24-29	24	17	41	47	55	30	9	10	5	4
30-34	17	24	26	39	45	24	24	24	17	8
CIS countries										
Total	64	56	96	120	156	66	36	34	28	11
14-18	5	3	12	13	15	4	2	6	5	1
19-23	18	15	19	25	43	11	7	5	7	2
24-29	24	16	40	44	53	29	9	6	3	3
30-34	17	22	25	38	45	22	18	17	13	5
Other countries										
Total	2	5	4	4	3	3	8	11	6	10
14-18	-	2	-	-	-	-	-	-	-	2
19-23	2	-	2	-	1	-	2	-	-	4
24-29	-	1	1	3	2	1	-	4	2	1
30-34	-	2	1	1	-	2	6	7	4	3

Batys Kazakhstan

people

Age	Immigrants					Emigrants				
	2019*	2020*	2021*	2022	2023	2019*	2020*	2021*	2022	2023
Men										
Total	27	12	26	104	276	275	123	134	89	48
14-18	3	1	3	8	35	43	26	35	20	14
19-23	2	1	3	16	39	35	18	7	8	4
24-29	8	6	13	39	101	85	36	37	23	9
30-34	14	4	7	41	101	112	43	55	38	21
CIS countries										
Total	24	8	24	94	270	271	122	132	85	48
14-18	3	1	3	8	34	42	26	33	18	14
19-23	1	1	3	14	38	34	18	7	8	4
24-29	7	2	11	32	98	83	36	37	21	9
30-34	13	4	7	40	100	112	42	55	38	21

Continuation

Age	Immigrants					Emigrants				
	2019*	2020*	2021*	2022	2023	2019*	2020*	2021*	2022	2023
Other countries										
Total	3	4	2	10	6	4	1	2	4	-
14-18	-	-	-	-	1	1	-	2	2	-
19-23	1	-	-	2	1	1	-	-	-	-
24-29	1	4	2	7	3	2	-	-	2	-
30-34	1	-	-	1	1	-	1	-	-	-
Women										
Total	29	16	29	61	162	323	180	166	134	83
14-18	4	2	4	7	25	41	37	31	22	13
19-23	3	2	5	12	26	40	32	12	15	9
24-29	9	4	10	20	60	96	30	37	37	19
30-34	13	8	10	22	51	146	81	86	60	42
CIS countries										
Total	26	15	25	57	156	315	174	160	124	77
14-18	3	2	3	6	25	41	35	31	22	13
19-23	3	2	5	11	24	38	30	12	13	8
24-29	7	3	8	19	56	92	30	35	33	15
30-34	13	8	9	21	51	144	79	82	56	41
Other countries										
Total	3	1	4	4	6	8	6	6	10	6
14-18	1	-	1	1	-	-	2	-	-	-
19-23	-	-	-	1	2	2	2	-	2	1
24-29	2	1	2	1	4	4	-	2	4	4
30-34	-	-	1	1	-	2	2	4	4	1

Zhambyl

people

Age	Immigrants					Emigrants				
	2019*	2020*	2021*	2022	2023	2019*	2020*	2021*	2022	2023
Men										
Total	39	25	41	83	33	162	138	185	129	74
14-18	8	5	3	16	7	31	32	41	43	27
19-23	6	6	10	15	3	31	27	38	29	18
24-29	14	9	15	28	9	45	41	46	31	12
30-34	11	5	13	24	14	55	38	60	26	17
CIS countries										
Total	35	23	39	77	31	148	120	164	110	61
14-18	6	5	3	16	7	28	27	38	39	22
19-23	5	6	10	13	3	31	23	34	25	18
24-29	13	7	14	25	8	42	36	40	23	9
30-34	11	5	12	23	13	47	34	52	23	12
Other countries										
Total	4	2	2	6	2	14	18	21	19	13
14-18	2	-	-	-	-	3	5	3	4	5
19-23	1	-	-	2	-	-	4	4	4	-
24-29	1	2	1	3	1	3	5	6	8	3
30-34	-	-	1	1	1	8	4	8	3	5
Women										
Total	54	29	67	96	74	229	192	213	191	141
14-18	7	2	8	13	10	40	28	53	42	36
19-23	7	5	15	26	27	44	41	40	24	27
24-29	16	10	26	34	19	69	53	53	45	37
30-34	24	12	18	23	18	76	70	67	80	41
CIS countries										
Total	50	27	65	92	70	190	163	183	167	119
14-18	6	2	8	13	10	27	19	47	39	35
19-23	7	5	14	26	26	40	34	34	24	25
24-29	15	10	25	30	18	61	46	46	40	27
30-34	22	10	18	23	16	62	64	56	64	32
Other countries										
Total	4	2	2	4	4	39	29	30	24	22
14-18	1	-	-	-	-	13	9	6	3	1
19-23	-	-	1	-	1	4	7	6	-	2
24-29	1	-	1	4	1	8	7	7	5	10
30-34	2	2	-	-	2	14	6	11	16	9

Zhetisu

people

Age	Immigrants					Emigrants				
	2019*	2020*	2021*	2022	2023	2019*	2020*	2021*	2022	2023
Men										
Total	153	119	37	23	79	155	82	65	35	41
14-18	22	26	7	4	6	23	16	8	13	7
19-23	27	23	6	4	18	42	23	17	6	6
24-29	44	29	16	10	27	50	15	22	6	15
30-34	60	41	8	5	28	40	28	18	10	13
CIS countries										
Total	23	20	32	14	58	129	78	60	27	25
14-18	5	1	5	2	2	18	16	8	9	2
19-23	6	5	6	3	14	34	21	16	4	6
24-29	6	9	14	5	23	47	15	20	5	11
30-34	6	5	7	4	19	30	26	16	9	6
Other countries										
Total	130	99	5	9	21	26	4	5	8	16
14-18	17	25	2	2	4	5	-	0	4	5
19-23	21	18	-	1	4	8	2	1	2	-
24-29	38	20	2	5	4	3	-	2	1	4
30-34	54	36	1	1	9	10	2	2	1	7
Women										
Total	142	96	29	16	64	162	75	69	51	42
14-18	19	12	3	6	9	10	12	8	17	10
19-23	21	19	7	3	11	52	21	17	7	4
24-29	42	28	9	4	23	51	22	26	7	14
30-34	60	37	10	3	21	49	20	18	20	14
CIS countries										
Total	19	16	24	8	39	133	61	58	40	27
14-18	2	1	2	3	2	10	9	7	12	7
19-23	8	3	6	1	9	43	20	14	5	2
24-29	7	5	7	2	16	43	17	23	7	8
30-34	2	7	9	2	12	37	15	14	16	10
Other countries										
Total	123	80	5	8	25	29	14	11	11	15
14-18	17	11	1	3	7	-	3	1	5	3
19-23	13	16	1	2	2	9	1	3	2	2
24-29	35	23	2	2	7	8	5	3	-	6
30-34	58	30	1	1	9	12	5	4	4	4

Karagandy

people

Age	Immigrants					Emigrants				
	2019*	2020*	2021*	2022	2023	2019*	2020*	2021*	2022	2023
Men										
Total	61	47	45	157	301	864	589	632	403	211
14-18	10	7	8	30	32	137	123	162	117	66
19-23	14	6	5	30	52	156	102	95	45	27
24-29	16	19	22	47	105	233	128	146	86	36
30-34	21	15	10	50	112	338	236	229	155	82
CIS countries										
Total	48	40	38	136	288	737	499	496	300	124
14-18	8	3	7	26	30	101	98	111	77	35
19-23	12	5	5	26	51	143	90	73	33	14
24-29	12	17	19	40	100	204	114	126	66	25
30-34	16	15	7	44	107	289	197	186	124	50
Other countries										
Total	13	7	7	21	13	127	90	136	103	87
14-18	2	4	1	4	2	36	25	51	40	31
19-23	2	1	-	4	1	13	12	22	12	13
24-29	4	2	3	7	5	29	14	20	20	11
30-34	5	-	3	6	5	49	39	43	31	32
Women										
Total	75	54	33	116	197	969	665	745	479	295
14-18	5	6	3	19	27	135	102	155	95	84
19-23	24	9	2	16	26	175	97	108	62	48
24-29	23	21	17	48	71	284	201	196	116	64

Continuation

Age	Immigrants					Emigrants				
	2019*	2020*	2021*	2022	2023	2019*	2020*	2021*	2022	2023
30-34	23	18	11	33	73	375	265	286	206	99
CIS countries										
Total	66	46	25	99	177	829	537	575	356	179
14-18	3	5	3	18	24	110	81	120	61	48
19-23	22	8	2	15	22	153	81	89	47	27
24-29	20	19	12	40	63	240	176	148	90	36
30-34	21	14	8	26	68	326	199	218	158	68
Other countries										
Total	9	8	8	17	20	140	128	170	123	116
14-18	2	1	-	1	3	25	21	35	34	36
19-23	2	1	-	1	4	22	16	19	15	21
24-29	3	2	5	8	8	44	25	48	26	28
30-34	2	4	3	7	5	49	66	68	48	31

Kostanay

people

Age	Immigrants					Emigrants				
	2019*	2020*	2021*	2022	2023	2019*	2020*	2021*	2022	2023
Men										
Total	202	115	132	229	501	962	574	485	393	208
14-18	24	17	15	43	80	156	102	103	93	64
19-23	39	16	32	40	85	137	85	58	57	35
24-29	73	36	45	70	134	271	155	138	80	43
30-34	66	46	40	76	202	398	232	186	163	66
CIS countries										
Total	187	108	123	217	491	897	531	431	342	160
14-18	20	17	14	42	79	141	92	87	82	44
19-23	36	15	30	38	83	131	81	56	45	28
24-29	68	34	41	67	133	254	145	123	65	32
30-34	63	42	38	70	196	371	213	165	150	56
Other countries										
Total	15	7	9	12	10	65	43	54	51	48
14-18	4	-	1	1	1	15	10	16	11	20
19-23	3	1	2	2	2	6	4	2	12	7
24-29	5	2	4	3	1	17	10	15	15	11
30-34	3	4	2	6	6	27	19	21	13	10
Women										
Total	178	120	121	210	425	1 148	631	638	513	339
14-18	26	22	13	42	82	158	79	117	95	66
19-23	40	24	35	28	61	157	105	107	84	65
24-29	65	39	40	66	122	370	188	152	143	78
30-34	47	35	33	74	160	463	259	262	191	130
CIS countries										
Total	165	111	112	198	413	1 039	573	555	433	283
14-18	21	18	13	39	79	141	72	101	81	52
19-23	38	22	34	26	60	150	97	94	70	52
24-29	63	39	34	63	118	330	172	130	118	64
30-34	43	32	31	70	156	418	232	230	164	115
Other countries										
Total	13	9	9	12	12	109	58	83	80	56
14-18	5	4	-	3	3	17	7	16	14	14
19-23	2	2	1	2	1	7	8	13	14	13
24-29	2	-	6	3	4	40	16	22	25	14
30-34	4	3	2	4	4	45	27	32	27	15

Kyzylorda

people

Age	Immigrants					Emigrants				
	2019*	2020*	2021*	2022	2023	2019*	2020*	2021*	2022	2023
Men										
Total	4	12	3	4	8	9	7	7	5	4
14-18	-	1	-	1	-	-	-	1	-	-
19-23	-	5	1	-	1	3	2	2	1	2
24-29	1	4	2	-	5	4	2	3	-	1
30-34	3	2	-	3	2	2	3	1	4	1

Continuation

Age	Immigrants					Emigrants				
	2019*	2020*	2021*	2022	2023	2019*	2020*	2021*	2022	2023
CIS countries										
Total	4	11	3	2	4	8	3	7	3	4
14-18	-	1	-	1	-	-	-	1	-	-
19-23	-	4	1	-	1	2	-	2	1	2
24-29	1	4	2	-	3	4	-	3	-	1
30-34	3	2	-	1	-	2	3	1	2	1
Other countries										
Total	-	1	-	2	4	1	4	-	2	-
14-18	-	-	-	-	-	-	-	-	-	-
19-23	-	1	-	-	-	1	2	-	-	-
24-29	-	-	-	-	2	-	2	-	-	-
30-34	-	-	-	2	2	-	-	-	2	-
Women										
Total	14	9	2	2	5	16	11	8	15	6
14-18	1	-	1	1	-	-	-	1	-	1
19-23	4	2	-	-	-	6	2	1	4	1
24-29	6	2	1	-	4	2	2	5	7	1
30-34	3	5	-	1	1	8	7	1	4	3
CIS countries										
Total	14	7	2	1	3	14	9	5	12	2
14-18	1	-	1	1	-	-	-	1	-	-
19-23	4	2	-	-	-	4	-	1	4	1
24-29	6	2	1	-	2	2	2	2	5	-
30-34	3	3	-	-	1	8	7	1	3	1
Other countries										
Total	-	2	-	1	2	2	2	3	3	4
14-18	-	-	-	-	-	-	-	-	-	1
19-23	-	-	-	-	-	2	2	-	-	-
24-29	-	-	-	-	2	-	-	3	2	1
30-34	-	2	-	1	-	-	-	-	1	2

Mangystau

people

Age	Immigrants					Emigrants				
	2019*	2020*	2021*	2022	2023	2019*	2020*	2021*	2022	2023
Men										
Total	575	511	742	1 048	1 033	89	34	61	15	10
14-18	64	94	66	121	131	9	5	19	1	5
19-23	147	119	190	236	247	21	3	2	4	-
24-29	193	161	264	365	373	24	10	17	6	1
30-34	171	137	222	326	282	35	16	23	4	4
CIS countries										
Total	511	463	710	1 017	1 014	86	33	56	15	8
14-18	52	86	62	111	128	9	4	18	1	4
19-23	139	107	182	229	238	20	3	2	4	-
24-29	167	146	254	355	368	23	10	15	6	1
30-34	153	124	212	322	280	34	16	21	4	3
Other countries										
Total	64	48	32	31	19	3	1	5	-	2
14-18	12	8	4	10	3	-	1	1	-	1
19-23	8	12	8	7	9	1	-	-	-	-
24-29	26	15	10	10	5	1	-	2	-	-
30-34	18	13	10	4	2	1	-	2	-	1
Women										
Total	649	571	677	918	769	108	33	74	32	17
14-18	70	106	52	115	112	13	10	13	6	5
19-23	212	168	207	283	246	29	4	8	7	4
24-29	228	169	226	280	227	35	11	12	5	4
30-34	139	128	192	240	184	31	8	41	14	4
CIS countries										
Total	610	522	647	886	749	104	33	68	27	12
14-18	65	96	50	105	107	12	10	13	6	5
19-23	199	157	199	278	242	29	4	8	6	3
24-29	212	154	212	272	219	33	11	12	4	1
30-34	134	115	186	231	181	30	8	35	11	3

Continuation

Age	Immigrants					Emigrants				
	2019*	2020*	2021*	2022	2023	2019*	2020*	2021*	2022	2023
	Other countries									
Total	39	49	30	32	20	4	-	6	5	5
14-18	5	10	2	10	5	1	-	-	-	-
19-23	13	11	8	5	4	-	-	-	1	1
24-29	16	15	14	8	8	2	-	0	1	3
30-34	5	13	6	9	3	1	0	6	3	1

Pavlodar

people

Age	Immigrants					Emigrants				
	2019*	2020*	2021*	2022	2023	2019*	2020*	2021*	2022	2023
	Men									
Total	63	69	90	171	267	898	490	532	368	191
14-18	4	11	15	24	45	146	100	117	89	57
19-23	14	15	16	40	40	148	86	89	60	42
24-29	33	23	29	52	88	247	124	134	78	40
30-34	12	20	30	55	94	357	180	192	141	52
	CIS countries									
Total	42	44	70	128	198	825	446	454	301	121
14-18	2	8	13	14	29	135	89	94	65	34
19-23	7	7	8	24	29	141	82	77	45	26
24-29	23	14	22	43	62	220	112	115	69	27
30-34	10	15	27	47	78	329	163	168	122	34
	Other countries									
Total	21	25	20	43	69	73	44	78	67	70
14-18	2	3	2	10	16	11	11	23	24	23
19-23	7	8	8	16	11	7	4	12	15	16
24-29	10	9	7	9	26	27	12	19	9	13
30-34	2	5	3	8	16	28	17	24	19	18
	Women									
Total	65	73	83	163	203	1 116	608	582	452	234
14-18	10	8	8	19	24	152	108	109	77	51
19-23	14	22	24	45	34	213	123	106	76	50
24-29	19	22	29	51	68	301	185	166	128	52
30-34	22	21	22	48	77	450	192	201	171	81
	CIS countries									
Total	52	51	56	110	146	1 013	540	486	374	149
14-18	7	5	6	15	18	135	94	85	64	29
19-23	8	12	16	19	18	201	114	101	64	31
24-29	18	15	16	37	50	272	170	147	104	37
30-34	19	19	18	39	60	405	162	153	142	52
	Other countries									
Total	13	22	27	53	57	103	68	96	78	85
14-18	3	3	2	4	6	17	14	24	13	22
19-23	6	10	8	26	16	12	9	5	12	19
24-29	1	7	13	14	18	29	15	19	24	15
30-34	3	2	4	9	17	45	30	48	29	29

Soltustik Kazakhstan

people

Age	Immigrants					Emigrants				
	2019*	2020*	2021*	2022	2023	2019*	2020*	2021*	2022	2023
	Men									
Total	142	121	105	161	269	764	406	418	326	178
14-18	20	28	13	22	39	99	64	60	61	54
19-23	34	25	23	33	39	159	84	87	63	25
24-29	53	26	29	53	96	209	108	125	88	43
30-34	35	42	40	53	95	297	150	146	114	56
	CIS countries									
Total	127	100	101	147	259	706	368	366	288	143
14-18	18	25	11	20	37	83	58	50	54	41
19-23	32	15	22	30	39	147	74	79	55	21
24-29	46	19	29	48	91	197	97	109	77	36
30-34	31	41	39	49	92	279	139	128	102	45

Continuation

Age	Immigrants					Emigrants				
	2019*	2020*	2021*	2022	2023	2019*	2020*	2021*	2022	2023
Other countries										
Total	15	21	4	14	10	58	38	52	38	35
14-18	2	3	2	2	2	16	6	10	7	13
19-23	2	10	1	3	-	12	10	8	8	4
24-29	7	7	-	5	5	12	11	16	11	7
30-34	4	1	1	4	3	18	11	18	12	11
Women										
Total	110	105	105	125	173	918	509	485	358	236
14-18	18	28	21	25	27	114	62	75	41	53
19-23	22	18	17	19	23	211	130	108	79	37
24-29	29	31	26	42	49	305	140	147	105	56
30-34	41	28	41	39	74	288	177	155	133	90
CIS countries										
Total	99	93	101	108	159	856	464	427	319	199
14-18	15	24	20	24	26	100	54	66	37	43
19-23	19	11	17	14	20	195	123	100	76	34
24-29	27	30	24	38	44	292	124	128	90	50
30-34	38	28	40	32	69	269	163	133	116	72
Other countries										
Total	11	12	4	17	14	62	45	58	39	37
14-18	3	4	1	1	1	14	8	9	4	10
19-23	3	7	-	5	3	16	7	8	3	3
24-29	2	1	2	4	5	13	16	19	15	6
30-34	3	-	1	7	5	19	14	22	17	18

Turkistan

people

Age	Immigrants					Emigrants				
	2019*	2020*	2021*	2022	2023	2019*	2020*	2021*	2022	2023
Men										
Total	53	338	91	128	108	56	37	42	40	16
14-18	5	88	12	16	11	8	10	7	5	3
19-23	15	142	18	40	22	9	7	9	8	6
24-29	10	67	36	35	47	21	11	12	11	1
30-34	23	41	25	37	28	18	9	14	16	6
CIS countries										
Total	51	267	84	123	108	52	32	39	36	13
14-18	5	72	11	15	11	8	7	7	5	2
19-23	14	101	16	39	22	9	7	9	7	4
24-29	10	57	33	34	47	19	11	10	10	1
30-34	22	37	24	35	28	16	7	13	14	6
Other countries										
Total	2	71	7	5	-	4	5	3	4	3
14-18	-	16	1	1	-	-	3	-	-	1
19-23	1	41	2	1	-	-	-	-	1	2
24-29	-	10	3	1	-	2	-	2	1	-
30-34	1	4	1	2	-	2	2	1	2	-
Women										
Total	102	187	166	203	157	83	44	68	53	31
14-18	11	51	9	20	17	7	7	11	8	8
19-23	43	77	59	61	60	16	8	9	4	1
24-29	29	34	53	73	44	31	11	23	22	11
30-34	19	25	45	49	36	29	18	25	19	11
CIS countries										
Total	96	151	160	196	155	78	41	59	49	27
14-18	10	45	9	20	17	7	6	8	8	7
19-23	41	56	59	59	60	14	8	9	4	1
24-29	28	27	49	71	42	29	10	20	19	10
30-34	17	23	43	46	36	28	17	22	18	9
Other countries										
Total	6	36	6	7	2	5	3	9	4	4
14-18	1	6	-	-	-	-	1	3	-	1
19-23	2	21	-	2	-	2	-	-	-	-
24-29	1	7	4	2	2	2	1	3	3	1
30-34	2	2	2	3	-	1	1	3	1	2

Ulytau

people

Age	Immigrants					Emigrants				
	2019*	2020*	2021*	2022	2023	2019*	2020*	2021*	2022	2023
Men										
Total	7	14	8	11	11	76	80	52	28	17
14-18	1	3	3	3	2	21	16	16	7	7
19-23	1	3	-	2	1	14	17	11	3	5
24-29	4	4	4	3	6	19	25	8	7	2
30-34	1	4	1	3	2	22	22	17	11	3
CIS countries										
Total	7	10	8	11	10	72	72	47	25	10
14-18	1	3	3	3	2	18	14	13	7	3
19-23	1	-	-	2	1	14	15	10	3	2
24-29	4	3	4	3	5	19	21	7	5	2
30-34	1	4	1	3	2	21	22	17	10	3
Other countries										
Total	-	4	-	-	1	4	8	5	3	7
14-18	-	-	-	-	-	3	2	3	-	4
19-23	-	3	-	-	-	-	2	1	-	3
24-29	-	1	-	-	1	-	4	1	2	-
30-34	-	-	-	-	-	1	-	-	1	-
Women										
Total	8	8	11	16	7	82	77	59	33	30
14-18	-	2	1	-	-	22	6	13	4	8
19-23	-	1	-	3	1	16	14	5	5	9
24-29	4	4	6	7	5	26	32	17	12	5
30-34	4	1	4	6	1	18	25	24	12	8
CIS countries										
Total	7	8	11	16	7	79	72	57	31	24
14-18	-	2	1	-	-	22	5	12	4	5
19-23	-	1	-	3	1	16	14	5	5	8
24-29	4	4	6	7	5	24	30	17	10	5
30-34	3	1	4	6	1	17	23	23	12	6
Other countries										
Total	1	-	-	-	-	3	5	2	2	6
14-18	-	-	-	-	-	-	1	1	-	3
19-23	-	-	-	-	-	-	-	-	-	1
24-29	-	-	-	-	-	2	2	-	2	-
30-34	1	-	-	-	-	1	2	1	-	2

Shygys Kazakhstan

people

Age	Immigrants					Emigrants				
	2019*	2020*	2021*	2022	2023	2019*	2020*	2021*	2022	2023
Men										
Total	94	76	52	64	87	948	558	463	296	150
14-18	11	12	3	9	10	105	83	81	62	39
19-23	20	13	11	7	19	172	129	100	41	24
24-29	36	31	17	22	32	290	155	120	72	20
30-34	27	20	21	26	26	381	191	162	121	67
CIS countries										
Total	71	52	46	58	75	930	551	452	286	144
14-18	5	7	2	7	7	100	82	77	59	38
19-23	16	7	11	6	15	171	128	100	39	23
24-29	29	23	14	19	29	287	152	117	72	18
30-34	21	15	19	26	24	372	189	158	116	65
Other countries										
Total	23	24	6	6	12	18	7	11	10	6
14-18	6	5	1	2	3	5	1	4	3	1
19-23	4	6	-	1	4	1	1	-	2	1
24-29	7	8	3	3	3	3	3	3	-	2
30-34	6	5	2	-	2	9	2	4	5	2
Women										
Total	91	85	44	53	78	1 144	554	590	361	235
14-18	11	12	7	2	10	115	84	96	63	53
19-23	28	15	12	6	13	257	119	150	74	41

Continuation

Age	Immigrants					Emigrants				
	2019*	2020*	2021*	2022	2023	2019*	2020*	2021*	2022	2023
24-29	27	20	15	18	26	360	166	132	100	66
30-34	25	38	10	27	29	412	185	212	124	75
CIS countries										
Total	63	70	35	43	63	1 112	543	564	346	222
14-18	6	8	7	1	5	112	81	90	62	51
19-23	17	11	8	4	8	253	118	148	72	39
24-29	19	15	12	16	23	349	162	123	97	61
30-34	21	36	8	22	27	398	182	203	115	71
Other countries										
Total	28	15	9	10	15	32	11	26	15	13
14-18	5	4	-	1	5	3	3	6	1	2
19-23	11	4	4	2	5	4	1	2	2	2
24-29	8	5	3	2	3	11	4	9	3	5
30-34	4	2	2	5	2	14	3	9	9	4

Astana city

people

Age	Immigrants					Emigrants				
	2019*	2020*	2021*	2022	2023	2019*	2020*	2021*	2022	2023
Men										
Total	163	153	186	321	678	263	182	212	132	85
14-18	29	43	29	58	68	38	45	58	38	32
19-23	27	29	43	53	178	41	25	31	18	10
24-29	56	41	57	118	229	82	37	41	18	13
30-34	51	40	57	92	203	102	75	82	58	30
CIS countries										
Total	80	59	128	234	496	214	141	119	76	34
14-18	8	13	21	43	46	31	37	38	22	15
19-23	17	13	28	37	117	34	19	12	7	5
24-29	33	17	42	88	177	69	31	25	14	6
30-34	22	16	37	66	156	80	54	44	33	8
Other countries										
Total	83	94	58	87	182	49	41	93	56	51
14-18	21	30	8	15	22	7	8	20	16	17
19-23	10	16	15	16	61	7	6	19	11	5
24-29	23	24	15	30	52	13	6	16	4	7
30-34	29	24	20	26	47	22	21	38	25	22
Women										
Total	189	177	172	308	494	327	268	315	189	117
14-18	23	29	19	45	61	36	37	49	42	24
19-23	43	40	43	64	118	51	34	37	21	15
24-29	78	65	57	114	183	102	73	79	41	31
30-34	45	43	53	85	132	138	124	150	85	47
CIS countries										
Total	123	98	130	229	351	250	190	200	94	50
14-18	13	16	12	26	42	30	24	33	28	13
19-23	35	23	33	53	77	43	29	29	13	9
24-29	49	33	43	84	134	82	57	43	19	11
30-34	26	26	42	66	98	95	80	95	34	17
Other countries										
Total	66	79	42	79	143	77	78	115	95	67
14-18	10	13	7	19	19	6	13	16	14	11
19-23	8	17	10	11	41	8	5	8	8	6
24-29	29	32	14	30	49	20	16	36	22	20
30-34	19	17	11	19	34	43	44	55	51	30

Almaty city

people

Age	Immigrants					Emigrants				
	2019*	2020*	2021*	2022	2023	2019*	2020*	2021*	2022	2023
Men										
Total	271	307	373	758	1 702	421	299	378	228	109
14-18	33	68	79	167	223	88	75	109	69	30
19-23	58	53	64	127	279	42	37	64	33	18
24-29	97	105	124	224	594	122	72	72	46	28
30-34	83	81	106	240	606	169	115	133	80	33

Continuation

Age	Immigrants					Emigrants				
	2019*	2020*	2021*	2022	2023	2019*	2020*	2021*	2022	2023
CIS countries										
Total	135	142	205	517	1 353	359	249	286	165	55
14-18	14	39	50	121	166	78	64	80	54	17
19-23	39	25	38	91	206	36	28	50	23	11
24-29	49	41	60	140	470	106	56	57	30	9
30-34	33	37	57	165	511	139	101	99	58	18
Other countries										
Total	136	165	168	241	349	62	50	92	63	54
14-18	19	29	29	46	57	10	11	29	15	13
19-23	19	28	26	36	73	6	9	14	10	7
24-29	48	64	64	84	124	16	16	15	16	19
30-34	50	44	49	75	95	30	14	34	22	15
Women										
Total	299	377	444	683	1 172	615	432	494	333	205
14-18	42	57	73	118	167	69	90	98	66	30
19-23	64	86	84	126	207	63	41	55	46	25
24-29	97	146	165	240	414	184	110	127	77	59
30-34	96	88	122	199	384	299	191	214	144	91
CIS countries										
Total	179	215	319	489	958	484	325	346	213	103
14-18	25	30	54	79	126	57	72	73	48	18
19-23	46	49	61	96	153	49	33	38	33	13
24-29	65	91	116	163	342	151	78	79	45	28
30-34	43	45	88	151	337	227	142	156	87	44
Other countries										
Total	120	162	125	194	214	131	107	148	120	102
14-18	17	27	19	39	41	12	18	25	18	12
19-23	18	37	23	30	54	14	8	17	13	12
24-29	32	55	49	77	72	33	32	48	32	31
30-34	53	43	34	48	47	72	49	58	57	47

Shymkent city

people

Age	Immigrants					Emigrants				
	2019*	2020*	2021*	2022	2023	2019*	2020*	2021*	2022	2023
Men										
Total	171	166	216	180	169	71	78	89	66	22
14-18	32	24	30	33	16	13	16	21	18	5
19-23	37	47	57	43	46	16	17	19	11	3
24-29	67	51	76	49	53	24	17	22	13	6
30-34	35	44	53	55	54	18	28	27	24	8
CIS countries										
Total	145	112	189	144	135	66	73	84	57	17
14-18	24	16	23	30	14	13	15	19	15	4
19-23	33	34	55	33	37	15	17	19	11	3
24-29	55	35	69	35	39	22	15	21	11	3
30-34	33	27	42	46	45	16	26	25	20	7
Other countries										
Total	26	54	27	36	34	5	5	5	9	5
14-18	8	8	7	3	2	-	1	2	3	1
19-23	4	13	2	10	9	1	-	-	-	-
24-29	12	16	7	14	14	2	2	1	2	3
30-34	2	17	11	9	9	2	2	2	4	1
Women										
Total	267	234	277	215	172	75	96	90	93	28
14-18	28	20	31	23	24	12	17	13	18	3
19-23	105	85	100	64	38	8	16	10	17	7
24-29	87	78	91	65	67	36	24	26	26	8
30-34	47	51	55	63	43	19	39	41	32	10
CIS countries										
Total	245	204	249	189	150	66	88	80	72	17
14-18	25	17	26	19	20	12	16	12	18	3
19-23	99	74	95	58	36	7	15	10	13	6
24-29	82	70	79	54	58	30	20	22	17	2
30-34	39	43	49	58	36	17	37	36	24	6

Continuation

Age	Immigrants					Emigrants				
	2019*	2020*	2021*	2022	2023	2019*	2020*	2021*	2022	2023
	Other countries									
Total	22	30	28	26	22	9	8	10	21	11
14-18	3	3	5	4	4	-	1	1	-	-
19-23	6	11	5	6	2	1	1	-	4	1
24-29	5	8	12	11	9	6	4	4	9	6
30-34	8	8	6	5	7	2	2	5	8	4

5.3 Internal migration of youth

Republic of Kazakhstan

Age	All youth					Urban youth					Rural youth					people
	2019*	2020*	2021*	2022	2023	2019*	2020*	2021*	2022	2023	2019*	2020*	2021*	2022	2023	
	Arrivals, men															
Total	218 116	167 404	188 068	206 189	201 081	139 799	110 326	131 586	142 606	140 392	78 317	57 078	56 482	63 583	60 689	
14-18	40 904	26 861	30 559	37 427	36 463	24 401	17 019	21 316	25 944	25 652	16 503	9 842	9 243	11 483	10 811	
19-23	50 592	38 782	42 871	48 218	46 402	32 136	24 838	29 187	33 062	32 383	18 456	13 944	13 684	15 156	14 019	
24-29	69 951	56 721	62 384	53 960	61 747	46 631	38 435	44 331	37 503	43 355	23 320	18 286	18 053	16 457	18 392	
30-34	56 669	45 040	52 254	66 584	56 469	36 631	30 034	36 752	46 097	39 002	20 038	15 006	15 502	20 487	17 467	
Departures, men																
Total	218 116	167 404	188 068	206 189	201 081	122 701	93 058	110 408	123 167	126 138	95 415	74 346	77 660	83 022	74 943	
14-18	40 904	26 861	30 559	37 427	36 463	21 632	13 828	16 989	20 686	21 265	19 272	13 033	13 570	16 741	15 198	
19-23	50 592	38 782	42 871	48 218	46 402	28 174	21 080	24 172	27 980	27 407	22 418	17 702	18 699	20 238	18 995	
24-29	69 951	56 721	62 384	53 960	61 747	40 106	32 050	37 175	32 813	38 370	29 845	24 671	25 209	21 147	23 377	
30-34	56 669	45 040	52 254	66 584	56 469	32 789	26 100	32 072	41 688	39 096	23 880	18 940	20 182	24 896	17 373	
Arrivals, women																
Total	266 875	213 868	225 938	233 596	210 329	164 911	138 076	157 814	161 998	147 781	101 964	75 792	68 124	71 598	62 548	
14-18	37 344	26 472	28 587	33 430	33 232	21 538	16 018	19 620	22 889	22 894	15 806	10 454	8 967	10 541	10 338	
19-23	71 633	60 076	58 544	60 082	53 327	42 615	36 338	38 665	40 024	36 414	29 018	23 738	19 879	20 058	16 913	
24-29	92 740	75 490	78 247	64 192	66 657	59 268	50 494	55 709	44 891	47 341	33 472	24 996	22 538	19 301	19 316	
30-34	65 158	51 830	60 560	75 892	57 113	41 490	35 226	43 820	54 194	41 132	23 668	16 604	16 740	21 698	15 981	
Departures, women																
Total	266 875	213 868	225 938	233 596	210 329	146 794	115 016	129 090	135 226	123 151	120 081	98 852	96 848	98 370	87 178	
14-18	37 344	26 472	28 587	33 430	33 232	18 580	12 834	15 141	17 815	18 363	18 764	13 638	13 446	15 615	14 869	
19-23	71 633	60 076	58 544	60 082	53 327	37 463	29 264	29 075	29 883	26 414	34 170	30 812	29 469	30 199	26 913	
24-29	92 740	75 490	78 247	64 192	66 657	52 589	42 496	46 312	38 948	40 967	40 151	32 994	31 935	25 244	25 690	
30-34	65 158	51 830	60 560	75 892	57 113	38 162	30 422	38 562	48 580	37 407	26 996	21 408	21 998	27 312	19 706	

Abay

Age	All youth					Urban youth					Rural youth					people
	2019*	2020*	2021*	2022	2023	2019*	2020*	2021*	2022	2023	2019*	2020*	2021*	2022	2023	
	Arrivals, men															
Total	5 535	3 632	4 202	4 470	4 366	3 092	2 083	2 721	2 982	2 896	2 443	1 549	1 481	1 488	1 470	
14-18	1 142	548	924	1 205	1 018	651	337	716	975	794	491	211	208	230	224	
19-23	1 404	968	1 019	1 099	1 181	809	555	661	697	737	595	413	358	402	444	
24-29	1 733	1 210	1 293	1 265	1 162	983	694	780	759	737	750	516	513	506	425	
30-34	1 256	906	966	901	1 005	649	497	564	551	628	607	409	402	350	377	
Departures, men																
Total	7 372	5 182	5 924	6 175	5 682	3 707	2 681	2 995	3 130	3 060	3 665	2 501	2 929	3 045	2 622	
14-18	1 457	820	1 231	1 529	1 292	650	355	496	615	565	807	465	735	914	727	
19-23	1 970	1 401	1 543	1 531	1 533	1 069	798	829	812	837	901	603	714	719	696	
24-29	2 309	1 759	1 834	1 816	1 555	1 181	912	1 013	1 013	909	1 128	847	821	803	646	

Continuation

Age	All youth					Urban youth					Rural youth				
	2019*	2020*	2021*	2022	2023	2019*	2020*	2021*	2022	2023	2019*	2020*	2021*	2022	2023
30-34	1 636	1 202	1 316	1 299	1 302	807	616	657	690	749	829	586	659	609	553
Total	6 775	4 433	4 505	4 482	3 932	3 727	2 551	2 834	2 922	2 651	3 048	1 882	1 671	1 560	1 281
14-18	1 041	527	667	865	603	620	342	503	672	436	421	185	164	193	167
19-23	2 057	1 371	1 299	1 238	1 100	1 192	811	801	785	750	865	560	498	453	350
24-29	2 309	1 635	1 519	1 347	1 267	1 224	903	934	820	836	1 085	732	585	527	431
30-34	1 368	900	1 020	1 032	962	691	495	596	645	629	677	405	424	387	333
Total	8 538	6 242	6 292	6 432	5 456	4 266	3 194	3 232	3 320	2 853	4 272	3 048	3 060	3 112	2 603
14-18	1 290	759	929	1 154	944	601	325	417	513	425	689	434	512	641	519
19-23	2 607	1 978	1 947	1 896	1 653	1 298	1 007	978	939	802	1 309	971	969	957	851
24-29	2 902	2 294	2 081	2 011	1 658	1 518	1 255	1 121	1 132	948	1 384	1 039	960	879	710
30-34	1 739	1 211	1 335	1 371	1 201	849	607	716	736	678	890	604	619	635	523

Akmola

Age	All youth					Urban youth					Rural youth				
	2019*	2020*	2021*	2022	2023	2019*	2020*	2021*	2022	2023	2019*	2020*	2021*	2022	2023
Total	8 044	6 587	6 923	7 383	7 079	4 423	3 785	3 953	4 054	4 079	3 621	2 802	2 970	3 329	3 000
14-18	1 586	966	1 137	1 340	1 272	872	560	719	709	754	714	406	418	631	518
19-23	1 969	1 800	1 887	1 879	1 824	1 138	991	1 031	1 049	1 073	831	809	856	830	751
24-29	2 490	2 092	2 081	2 202	2 094	1 349	1 232	1 170	1 226	1 193	1 141	860	911	976	901
30-34	1 999	1 729	1 818	1 962	1 889	1 064	1 002	1 033	1 070	1 059	935	727	785	892	830
Total	8 957	6 986	7 895	7 983	7 606	4 187	3 207	3 653	3 737	3 641	4 770	3 779	4 242	4 246	3 965
14-18	1 706	980	1 183	1 583	1 414	702	381	479	658	615	1 004	599	704	925	799
19-23	2 192	1 795	2 099	2 188	2 119	1 077	836	1 004	1 031	981	1 115	959	1 095	1 157	1 138
24-29	2 919	2 416	2 639	2 321	2 173	1 386	1 110	1 217	1 112	1 081	1 533	1 306	1 422	1 209	1 092
30-34	2 140	1 795	1 974	1 891	1 900	1 022	880	953	936	964	1 118	915	1 021	955	936
Total	9 075	7 269	6 917	7 267	6 446	4 817	4 174	4 089	4 086	3 755	4 258	3 095	2 828	3 181	2 691
14-18	1 346	876	874	1 078	1 135	689	503	547	603	625	657	373	327	475	510
19-23	2 389	2 059	1 768	1 801	1 596	1 308	1 180	1 051	1 025	955	1 081	879	717	776	641
24-29	3 083	2 492	2 395	2 366	2 011	1 652	1 459	1 425	1 360	1 188	1 431	1 033	970	1 006	823
30-34	2 257	1 842	1 880	2 022	1 704	1 168	1 032	1 066	1 098	987	1 089	810	814	924	717
Total	9 824	7 968	8 263	8 098	7 564	4 479	3 598	3 751	3 771	3 538	5 345	4 370	4 512	4 327	4 026
14-18	1 435	875	1 009	1 255	1 311	541	334	428	503	543	894	541	581	752	768
19-23	2 694	2 239	2 243	2 218	2 081	1 216	939	932	939	908	1 478	1 300	1 311	1 279	1 173
24-29	3 418	2 902	2 838	2 573	2 289	1 663	1 421	1 338	1 296	1 113	1 755	1 481	1 500	1 277	1 176
30-34	2 277	1 952	2 173	2 052	1 883	1 059	904	1 053	1 033	974	1 218	1 048	1 120	1 019	909

Aktobe

Age	All youth										Urban youth					Rural youth					people
	2019*	2020*	2021*	2022	2023	2019*	2020*	2021*	2022	2023	2019*	2020*	2021*	2022	2023	2019*	2020*	2021*	2022	2023	
	Arrivals, men																				
Total	7 908	6 456	6 845	7 882	7 198	5 542	4 957	5 331	6 164	5 524	2 366	1 499	1 514	1 718	1 674	2 366	1 499	1 514	1 718	1 674	
14-18	1 501	1 036	1 097	1 619	1 335	1 046	820	870	1 323	1 063	455	216	227	296	272	455	216	227	296	272	
19-23	1 919	1 591	1 666	1 883	1 715	1 341	1 180	1 260	1 429	1 286	578	411	406	454	429	578	411	406	454	429	
24-29	2 583	2 174	2 229	2 401	2 166	1 809	1 655	1 709	1 834	1 654	774	519	520	567	512	774	519	520	567	512	
30-34	1 905	1 655	1 853	1 979	1 982	1 346	1 302	1 492	1 578	1 521	559	353	361	401	461	559	353	361	401	461	
Departures, men																					
Total	8 160	6 656	7 236	8 360	7 562	4 842	4 386	5 115	5 790	5 312	3 318	2 270	2 121	2 570	2 250	3 318	2 270	2 121	2 570	2 250	
14-18	1 472	1 001	1 071	1 538	1 345	832	635	747	1 013	946	640	366	324	525	399	640	366	324	525	399	
19-23	2 020	1 583	1 869	2 106	1 844	1 231	981	1 251	1 401	1 220	789	602	618	705	624	789	602	618	705	624	
24-29	2 738	2 363	2 386	2 599	2 327	1 653	1 591	1 720	1 837	1 650	1 085	772	666	762	677	1 085	772	666	762	677	
30-34	1 930	1 709	1 910	2 117	2 046	1 126	1 179	1 397	1 539	1 496	804	530	513	578	550	804	530	513	578	550	
Arrivals, women																					
Total	10 101	8 832	8 924	8 889	7 996	6 948	6 605	6 948	7 050	6 354	3 153	2 227	1 976	1 839	1 642	3 153	2 227	1 976	1 839	1 642	
14-18	1 397	1 095	1 121	1 429	1 417	910	824	901	1 194	1 169	487	271	220	235	248	487	271	220	235	248	
19-23	3 023	2 812	2 593	2 443	2 170	2 020	1 987	1 895	1 868	1 672	1 003	825	698	575	498	1 003	825	698	575	498	
24-29	3 559	3 028	3 115	2 852	2 454	2 517	2 312	2 448	2 226	1 918	1 042	716	667	626	536	1 042	716	667	626	536	
30-34	2 122	1 897	2 095	2 165	1 955	1 501	1 482	1 704	1 762	1 595	621	415	391	403	360	621	415	391	403	360	
Departures, women																					
Total	10 436	9 016	9 320	9 523	8 528	5 970	5 872	6 320	6 612	5 916	4 466	3 144	3 000	2 911	2 612	4 466	3 144	3 000	2 911	2 612	
14-18	1 376	1 009	1 054	1 344	1 337	726	601	669	882	895	650	408	385	462	442	650	408	385	462	442	
19-23	3 125	2 847	2 711	2 681	2 355	1 738	1 703	1 606	1 673	1 452	1 387	1 144	1 105	1 008	903	1 387	1 144	1 105	1 008	903	
24-29	3 756	3 201	3 317	3 194	2 747	2 229	2 191	2 355	2 325	1 987	1 527	1 010	962	869	760	1 527	1 010	962	869	760	
30-34	2 179	1 959	2 238	2 304	2 089	1 277	1 377	1 690	1 732	1 582	902	582	548	572	507	902	582	548	572	507	

Almaty

Age	All youth										Urban youth					Rural youth					people
	2019*	2020*	2021*	2022	2023	2019*	2020*	2021*	2022	2023	2019*	2020*	2021*	2022	2023	2019*	2020*	2021*	2022	2023	
	Arrivals, men																				
Total	14 538	13 125	14 766	18 202	17 593	1 685	1 831	2 131	2 928	2 709	12 853	11 294	12 635	15 274	14 884	12 853	11 294	12 635	15 274	14 884	
14-18	3 008	2 798	2 909	4 157	3 868	319	387	418	652	564	2 689	2 411	2 491	3 505	3 304	2 689	2 411	2 491	3 505	3 304	
19-23	2 618	2 497	2 900	3 637	3 490	374	369	413	633	541	2 244	2 128	2 487	3 004	2 949	2 244	2 128	2 487	3 004	2 949	
24-29	4 147	3 859	4 358	5 018	4 873	515	527	686	812	801	3 632	3 332	3 672	4 072	4 072	3 632	3 332	3 672	4 072	4 072	
30-34	4 765	3 971	4 599	5 390	5 362	477	548	614	831	803	4 288	3 423	3 985	4 559	4 559	4 288	3 423	3 985	4 559	4 559	
Departures, men																					
Total	18 947	15 182	15 362	18 540	17 509	4 145	2 469	2 409	3 108	2 645	14 802	12 713	12 953	15 432	14 864	14 802	12 713	12 953	15 432	14 864	
14-18	3 353	2 618	2 758	3 778	3 544	676	355	445	600	514	2 677	2 263	2 313	3 178	3 030	2 677	2 263	2 313	3 178	3 030	
19-23	3 940	3 071	3 103	3 812	3 610	958	540	467	670	533	2 982	2 531	2 636	3 077	3 077	2 982	2 531	2 636	3 077	3 077	
24-29	5 895	4 937	4 775	5 539	4 962	1 274	825	786	947	763	4 621	4 112	3 989	4 592	4 199	4 621	4 112	3 989	4 592	4 199	
30-34	5 759	4 556	4 726	5 411	5 393	1 237	749	711	891	835	4 522	3 807	4 015	4 520	4 558	4 522	3 807	4 015	4 520	4 558	

Continuation

Age	All youth					Urban youth					Rural youth				
	2019*	2020*	2021*	2022	2023	2019*	2020*	2021*	2022	2023	2019*	2020*	2021*	2022	2023
Total	19 894	17 381	17 823	20 997	17 783	2 201	2 437	2 630	3 462	2 608	17 693	14 944	15 193	17 535	15 175
14-18	2 993	2 716	2 616	3 709	3 545	305	333	352	593	482	2 688	2 383	2 264	3 116	3 063
19-23	4 211	4 053	3 891	4 588	3 790	520	598	605	833	540	3 691	3 455	3 286	3 755	3 250
24-29	6 710	5 737	5 803	6 316	5 242	780	822	870	1 061	824	5 930	4 915	4 933	5 255	4 418
30-34	5 980	4 875	5 513	6 384	5 206	596	684	803	975	762	5 384	4 191	4 710	5 409	4 444
						Arrivals, women									
Total	22 207	20 140	19 248	22 643	18 676	4 139	2 820	2 736	3 542	2 628	18 068	17 320	16 512	19 101	16 048
14-18	3 038	2 725	2 525	3 577	3 377	515	369	355	552	489	2 523	2 356	2 170	3 025	2 888
19-23	4 699	4 609	4 229	5 067	4 115	829	588	560	759	503	3 870	4 021	3 669	4 308	3 612
24-29	7 993	6 988	6 498	7 134	5 708	1 556	1 046	940	1 137	829	6 437	5 942	5 558	5 997	4 879
3-34	6 477	5 818	5 996	6 865	5 476	1 239	817	881	1 094	807	5 238	5 001	5 115	5 771	4 669
						Departures, women									

Atyrau

Age	All youth					Urban youth					Rural youth				
	2019*	2020*	2021*	2022	2023	2019*	2020*	2021*	2022	2023	2019*	2020*	2021*	2022	2023
Total	4 904	3 929	4 629	5 063	5 033	2 341	1 879	2 286	2 641	2 659	2 563	2 050	2 343	2 422	2 374
14-18	891	622	797	934	964	386	259	359	433	500	505	363	438	501	464
19-23	1 093	917	1 067	1 310	1 271	535	442	540	698	676	558	475	527	612	595
24-29	1 605	1 304	1 478	1 455	1 441	796	652	755	775	776	809	652	723	680	665
30-34	1 315	1 086	1 287	1 364	1 357	624	526	632	735	707	691	560	655	629	650
						Arrivals, men									
Total	5 160	4 136	5 124	5 555	5 459	2 613	1 986	2 609	2 863	2 769	2 547	2 150	2 515	2 692	2 690
14-18	1 024	759	966	1 220	1 230	543	357	485	632	622	481	402	481	588	608
19-23	1 015	868	1 038	1 264	1 239	497	414	464	621	604	518	454	574	643	635
24-29	1 702	1 346	1 649	1 587	1 553	861	639	841	844	794	841	707	808	743	759
30-34	1 419	1 163	1 471	1 484	1 437	712	576	819	766	749	707	587	652	718	688
						Departures, men									
Total	6 926	5 908	6 341	6 025	6 075	3 028	2 649	3 040	3 017	3 154	3 898	3 259	3 301	3 008	2 921
14-18	879	655	778	783	926	346	240	345	373	452	533	415	433	410	474
19-23	2 063	1 992	1 832	1 678	1 595	859	802	820	790	750	1 204	1 190	1 012	888	845
24-29	2 435	1 963	2 193	1 970	1 844	1 133	949	1 086	997	977	1 302	1 014	1 107	973	867
30-34	1 549	1 298	1 538	1 594	1 710	690	658	789	857	975	859	640	749	737	735
						Arrivals, women									
Total	6 863	5 898	6 930	6 648	6 586	3 332	2 535	3 190	3 131	2 930	3 531	3 363	3 740	3 517	3 656
14-18	972	743	982	1 042	1 191	474	307	476	528	562	498	436	506	514	629
19-23	1 883	1 794	1 874	1 736	1 684	793	660	714	689	616	1 090	1 134	1 160	1 047	1 068
24-29	2 403	1 948	2 370	2 113	1 913	1 213	849	1 083	1 004	852	1 190	1 099	1 287	1 109	1 061
30-34	1 605	1 413	1 704	1 757	1 798	852	719	917	910	900	753	694	787	847	898
						Departures, women									

Batys Kazakhstan

Age	All youth					Urban youth					Rural youth					people
	2019*	2020*	2021*	2022	2023	2019*	2020*	2021*	2022	2023	2019*	2020*	2021*	2022	2023	
Total	7 378	5 222	5 450	6 365	6 172	4 117	2 922	3 315	3 906	3 937	3 261	2 300	2 135	2 459	2 235	
14-18	1 316	806	882	963	994	739	501	618	659	671	577	305	264	304	323	
19-23	1 649	1 180	1 180	1 524	1 400	869	597	656	930	893	780	583	524	594	507	
24-29	2 474	1 771	1 828	2 004	1 909	1 381	1 000	1 100	1 179	1 224	1 093	771	728	825	685	
30-34	1 939	1 465	1 560	1 874	1 869	1 128	824	941	1 138	1 149	811	641	619	736	720	
Total	7 729	5 528	5 754	6 723	6 594	3 849	2 876	3 037	3 555	3 817	3 880	2 652	2 717	3 168	2 777	
14-18	1 369	857	976	1 091	1 116	542	360	447	509	603	827	497	529	582	513	
19-23	1 877	1 332	1 293	1 620	1 494	1 077	754	704	811	828	800	578	589	809	666	
24-29	2 482	1 851	1 868	2 123	2 007	1 179	964	981	1 155	1 180	1 303	887	887	968	827	
30-34	2 001	1 488	1 617	1 889	1 977	1 051	798	905	1 080	1 206	950	690	712	809	771	
Total	9 653	6 671	6 476	6 534	5 965	5 113	3 557	3 761	3 946	3 638	4 540	3 114	2 715	2 588	2 327	
14-18	1 306	851	782	858	838	714	466	508	591	557	592	385	274	267	281	
19-23	2 831	2 053	1 840	1 814	1 575	1 332	974	966	1 054	940	1 499	1 079	874	760	635	
24-29	3 365	2 252	2 212	2 150	1 908	1 811	1 231	1 266	1 241	1 132	1 554	1 021	946	909	776	
30-34	2 151	1 515	1 642	1 712	1 644	1 256	886	1 021	1 060	1 009	895	629	621	652	635	
Total	10 328	7 401	7 094	7 240	6 576	5 320	3 831	3 620	3 710	3 351	5 008	3 570	3 474	3 530	3 225	
14-18	1 358	882	853	971	934	567	366	372	468	499	791	516	481	503	435	
19-23	3 308	2 528	2 117	2 059	1 831	1 856	1 333	1 006	894	757	1 452	1 195	1 111	1 165	1 074	
24-29	3 452	2 398	2 421	2 340	2 035	1 721	1 253	1 287	1 233	1 078	1 731	1 145	1 134	1 107	957	
30-34	2 210	1 593	1 703	1 870	1 776	1 176	879	955	1 115	1 017	1 034	714	748	755	759	

Zhambyl

Age	All youth					Urban youth					Rural youth					people
	2019*	2020*	2021*	2022	2023	2019*	2020*	2021*	2022	2023	2019*	2020*	2021*	2022	2023	
Total	9 398	7 597	8 240	8 380	7 629	3 175	3 202	3 768	3 698	3 353	6 223	4 395	4 472	4 682	4 276	
14-18	1 782	1 200	1 161	1 255	1 299	592	507	557	575	617	1 190	693	604	680	682	
19-23	2 223	2 039	2 268	2 245	1 866	768	907	1 050	962	850	1 455	1 132	1 218	1 283	1 016	
24-29	2 913	2 571	2 801	2 782	2 373	1 034	1 062	1 266	1 228	1 040	1 879	1 509	1 535	1 554	1 333	
30-34	2 480	1 787	2 010	2 098	2 091	781	726	895	933	846	1 699	1 061	1 115	1 165	1 245	
Total	12 095	9 243	9 864	11 003	10 465	4 638	3 557	3 846	4 375	3 998	7 457	5 686	6 018	6 628	6 467	
14-18	2 386	1 573	1 561	2 030	2 009	883	533	579	753	728	1 503	1 040	982	1 277	1 281	
19-23	2 928	2 360	2 541	2 850	2 562	1 199	935	972	1 192	1 031	1 729	1 425	1 569	1 658	1 531	
24-29	3 787	3 127	3 327	3 480	3 191	1 473	1 256	1 375	1 405	1 186	2 314	1 871	1 952	2 075	2 005	
30-34	2 994	2 183	2 435	2 643	2 703	1 083	833	920	1 025	1 053	1 911	1 350	1 515	1 618	1 650	

Continuation

Age	All youth				Urban youth				Rural youth						
	2019*	2020*	2021*	2022	2023	2019*	2020*	2021*	2022	2023	2019*	2020*	2021*	2022	2023
Total	12 891	10 756	10 168	10 273	8 897	4 217	4 348	4 541	4 471	3 837	8 674	6 408	5 627	5 802	5 060
14-18	1 850	1 301	1 146	1 265	1 203	558	497	472	562	501	1 292	804	674	703	702
19-23	3 684	3 429	3 105	3 134	2 562	1 230	1 361	1 351	1 325	1 125	2 454	2 068	1 754	1 809	1 437
24-29	4 389	3 776	3 561	3 478	2 884	1 456	1 525	1 635	1 496	1 217	2 933	2 251	1 926	1 982	1 667
30-34	2 968	2 250	2 356	2 396	2 248	973	965	1 083	1 088	994	1 995	1 285	1 273	1 308	1 254
						Arrivals, women									
Total	16 301	13 545	13 311	14 010	12 431	5 700	4 545	4 625	5 228	4 585	10 601	9 000	8 686	8 782	7 846
14-18	2 400	1 708	1 699	1 967	1 943	776	480	543	665	686	1 624	1 228	1 156	1 302	1 257
19-23	4 685	4 389	4 082	4 251	3 757	1 610	1 391	1 308	1 495	1 273	3 075	2 998	2 774	2 756	2 484
24-29	5 545	4 707	4 586	4 609	3 893	1 979	1 693	1 659	1 812	1 451	3 566	3 014	2 927	2 797	2 442
30-34	3 671	2 741	2 944	3 183	2 838	1 335	981	1 115	1 256	1 175	2 336	1 760	1 829	1 927	1 663
						Departures, women									

Zhetisu

Age	All youth				Urban youth				Rural youth						
	2019*	2020*	2021*	2022	2023	2019*	2020*	2021*	2022	2023	2019*	2020*	2021*	2022	2023
Total	5 295	4 595	4 359	4 418	4 921	2 355	1 982	2 043	1 900	2 290	2 940	2 613	2 316	2 518	2 631
14-18	1 117	830	731	813	966	445	336	342	311	403	672	494	389	502	563
19-23	1 071	1 026	975	1 048	1 092	494	439	466	462	532	577	587	509	586	560
24-29	1 649	1 470	1 463	1 338	1 488	769	662	715	613	705	880	808	748	725	783
30-34	1 458	1 269	1 190	1 219	1 375	647	545	520	514	650	811	724	670	705	725
						Departures, men									
Total	7 912	6 267	6 244	6 887	6 726	3 369	2 401	2 591	2 683	2 932	4 543	3 866	3 653	4 204	3 794
14-18	1 604	1 177	1 100	1 373	1 347	623	415	465	505	557	981	762	635	868	790
19-23	1 626	1 341	1 365	1 527	1 458	692	503	543	577	613	934	838	822	950	845
24-29	2 504	2 045	2 071	2 055	1 978	1 113	814	875	845	875	1 391	1 231	1 196	1 210	1 103
30-34	2 178	1 704	1 708	1 932	1 943	941	669	708	756	887	1 237	1 035	1 000	1 176	1 056
						Arrivals, women									
Total	7 822	6 654	6 045	5 499	5 556	3 373	2 934	2 812	2 355	2 535	4 449	3 720	3 233	3 144	3 021
14-18	1 164	845	756	771	970	442	364	348	310	378	722	481	408	461	592
19-23	1 945	1 800	1 654	1 522	1 507	880	803	774	651	707	1 065	997	880	871	800
24-29	2 668	2 336	2 084	1 811	1 676	1 186	1 026	1 002	759	789	1 482	1 310	1 082	1 052	887
30-34	2 045	1 673	1 551	1 395	1 403	865	741	688	635	661	1 180	932	863	760	742
						Departures, women									
Total	10 432	8 670	8 201	8 129	7 626	4 365	3 240	3 209	2 919	3 121	6 067	5 430	4 992	5 210	4 505
14-18	1 588	1 135	1 052	1 178	1 363	576	396	398	372	526	1 012	739	654	806	837
19-23	2 633	2 333	2 196	2 341	2 081	1 099	828	743	738	754	1 534	1 505	1 453	1 603	1 327
24-29	3 549	3 005	2 838	2 553	2 235	1 568	1 142	1 167	1 001	961	1 981	1 863	1 671	1 552	1 274
30-34	2 662	2 197	2 115	2 057	1 947	1 122	874	901	808	880	1 540	1 323	1 214	1 249	1 067

people

Karagandy

Age	All youth					Urban youth					Rural youth					people
	2019*	2020*	2021*	2022	2023	2019*	2020*	2021*	2022	2023	2019*	2020*	2021*	2022	2023	
	Arrivals, men															
Total	9 437	6 807	7 766	8 432	8 309	7 223	5 409	6 297	6 901	6 852	2 214	1 398	1 469	1 531	1 457	
14-18	1 897	1 206	1 448	1 728	1 569	1 373	929	1 168	1 399	1 269	524	277	280	329	300	
19-23	2 570	1 582	1 970	2 157	2 114	1 988	1 235	1 561	1 730	1 742	582	347	409	427	372	
24-29	2 833	2 224	2 384	2 454	2 397	2 222	1 793	1 970	2 044	1 986	611	431	414	410	411	
30-34	2 137	1 795	1 964	2 093	2 229	1 640	1 452	1 598	1 728	1 855	497	343	366	365	374	
Departures, men																
Total	10 177	7 516	8 338	8 816	8 877	7 154	5 274	6 014	6 455	6 522	3 023	2 242	2 324	2 361	2 355	
14-18	1 990	1 269	1 421	1 828	1 705	1 315	805	919	1 233	1 223	675	464	502	595	482	
19-23	2 739	1 764	1 992	2 111	2 150	1 954	1 190	1 385	1 534	1 554	785	574	607	577	596	
24-29	3 135	2 494	2 688	2 619	2 605	2 227	1 789	2 011	1 964	1 916	908	705	677	655	689	
30-34	2 313	1 989	2 237	2 258	2 417	1 658	1 490	1 699	1 724	1 829	655	499	538	534	588	
Arrivals, women																
Total	10 777	8 540	8 715	8 526	7 957	8 015	6 749	7 072	7 031	6 622	2 762	1 791	1 643	1 495	1 335	
14-18	1 734	1 105	1 312	1 464	1 473	1 239	849	1 077	1 210	1 207	495	256	235	254	266	
19-23	2 859	2 407	2 328	2 237	2 057	2 110	1 855	1 878	1 813	1 693	749	552	450	424	364	
24-29	3 683	3 046	2 897	2 738	2 434	2 801	2 442	2 365	2 259	2 030	882	604	532	479	404	
30-34	2 501	1 982	2 178	2 087	1 993	1 865	1 603	1 752	1 749	1 692	636	379	426	338	301	
Departures, women																
Total	11 704	9 237	9 590	9 410	8 945	8 143	6 383	6 810	6 744	6 440	3 561	2 854	2 780	2 666	2 505	
14-18	1 792	1 193	1 322	1 529	1 597	1 112	717	842	1 026	1 064	680	476	480	503	533	
19-23	3 077	2 477	2 410	2 416	2 175	2 012	1 574	1 576	1 572	1 458	1 065	903	834	844	717	
24-29	4 072	3 364	3 331	3 064	2 830	3 004	2 476	2 455	2 296	2 088	1 068	888	876	768	742	
30-34	2 763	2 203	2 527	2 401	2 343	2 015	1 616	1 937	1 850	1 830	748	587	590	551	513	

Kostanay

Age	All youth					Urban youth					Rural youth					people
	2019*	2020*	2021*	2022	2023	2019*	2020*	2021*	2022	2023	2019*	2020*	2021*	2022	2023	
	Arrivals, men															
Total	8 160	5 309	5 590	6 583	6 116	4 853	3 251	3 645	4 206	3 707	3 307	2 058	1 945	2 377	2 409	
14-18	1 432	825	900	1 341	1 108	837	514	616	935	642	595	311	284	406	466	
19-23	1 901	1 388	1 380	1 749	1 605	1 166	876	912	1 120	991	735	512	468	629	614	
24-29	2 725	1 689	1 779	1 929	1 861	1 622	1 021	1 147	1 210	1 157	1 103	668	632	719	704	
30-34	2 102	1 407	1 531	1 564	1 542	1 228	840	970	941	917	874	567	561	623	625	
Departures, men																
Total	8 750	6 044	6 350	7 066	6 745	4 145	2 895	3 166	3 562	3 489	4 605	3 149	3 184	3 504	3 256	
14-18	1 527	897	1 010	1 455	1 277	625	379	471	595	667	902	518	539	860	610	
19-23	2 189	1 751	1 677	1 902	1 794	1 164	930	877	1 033	945	1 025	821	800	869	849	
24-29	2 875	1 909	1 985	2 030	2 037	1 340	890	969	1 041	1 031	1 535	1 019	1 016	989	1 006	
30-34	2 159	1 487	1 678	1 679	1 637	1 016	696	849	893	846	1 143	791	829	786	791	

Continuation

Age	All youth					Urban youth					Rural youth					
	2019*	2020*	2021*	2022	2023	2019*	2020*	2021*	2022	2023	2019*	2020*	2021*	2022	2023	
Total	9 306	6 405	6 011	6 389	5 894	5 487	3 791	3 826	4 079	3 539	3 819	2 614	2 185	2 310	2 355	
14-18	1 358	844	765	1 310	1 094	794	472	507	912	648	564	372	258	398	446	
19-23	2 505	1 883	1 702	1 711	1 520	1 496	1 106	1 057	1 102	940	1 009	777	645	609	580	
24-29	3 228	2 168	2 083	1 871	1 773	1 893	1 284	1 317	1 181	1 074	1 335	884	766	690	699	
30-34	2 215	1 510	1 461	1 497	1 507	1 304	929	945	884	877	911	581	516	613	630	
						Arrivals, women										
Total	9 823	7 101	6 935	7 492	6 881	4 305	3 273	3 287	3 542	3 328	5 518	3 828	3 648	3 950	3 553	
14-18	1 385	921	904	1 478	1 243	516	353	388	598	571	869	568	516	880	672	
19-23	2 855	2 123	1 997	2 131	1 867	1 249	958	880	975	833	1 606	1 165	1 117	1 156	1 034	
24-29	3 329	2 430	2 376	2 181	2 057	1 527	1 157	1 155	1 107	1 019	1 802	1 273	1 221	1 074	1 038	
30-34	2 254	1 627	1 658	1 702	1 714	1 013	805	864	862	905	1 241	822	794	840	809	
						Departures, women										

Kyzylorda

Age	All youth					Urban youth					Rural youth					
	2019*	2020*	2021*	2022	2023	2019*	2020*	2021*	2022	2023	2019*	2020*	2021*	2022	2023	
Total	8 110	5 191	5 125	5 837	4 942	3 646	2 399	2 500	2 810	2 415	4 464	2 792	2 625	3 027	2 527	
14-18	1 431	740	711	863	793	655	370	374	440	419	776	370	337	423	374	
19-23	2 302	1 499	1 450	1 612	1 223	1 043	687	689	746	590	1 259	812	761	866	633	
24-29	2 478	1 751	1 817	1 971	1 601	1 114	773	858	948	781	1 364	978	959	1 023	820	
30-34	1 899	1 201	1 147	1 391	1 325	834	569	579	676	625	1 065	632	568	715	700	
						Arrivals, men										
Total	9 195	6 060	6 421	7 403	6 476	3 629	2 567	2 825	3 383	3 066	5 566	3 493	3 596	4 020	3 410	
14-18	1 693	959	1 001	1 365	1 225	659	446	485	630	583	1 034	513	516	735	642	
19-23	2 541	1 655	1 772	2 021	1 608	930	647	726	888	737	1 611	1 008	1 046	1 133	871	
24-29	2 843	2 051	2 206	2 337	2 049	1 198	873	942	1 058	781	1 645	1 178	1 264	1 279	1 268	
30-34	2 118	1 395	1 442	1 680	1 594	842	601	672	807	625	1 276	794	770	873	969	
						Departures, men										
Total	10 472	7 395	6 835	7 179	5 907	4 387	3 310	3 212	3 283	2 817	6 085	4 085	3 623	3 896	3 090	
14-18	1 274	816	753	872	906	551	375	383	425	499	723	441	370	447	407	
19-23	3 580	2 773	2 334	2 333	1 846	1 420	1 143	1 020	1 013	872	2 160	1 630	1 314	1 320	974	
24-29	3 499	2 499	2 351	2 435	1 859	1 474	1 138	1 123	1 109	825	2 025	1 361	1 228	1 326	1 034	
30-34	2 119	1 307	1 397	1 539	1 296	942	654	686	736	621	1 177	653	711	803	675	
						Departures, women										
Total	11 878	8 804	8 644	9 331	8 075	4 652	3 470	3 645	3 982	3 525	7 226	5 334	4 999	5 349	4 552	
14-18	1 520	957	1 000	1 237	1 277	589	378	429	566	588	931	579	571	671	689	
19-23	4 021	3 272	3 022	3 142	2 713	1 419	1 125	1 053	1 152	984	2 602	2 147	1 969	1 990	1 730	
24-29	3 989	3 039	2 903	3 103	2 446	1 602	1 248	1 318	1 375	1 119	2 387	1 791	1 585	1 728	1 327	
30-34	2 348	1 536	1 719	1 849	1 639	1 042	719	845	889	834	1 306	817	874	960	806	

Mangystau

Age	All youth					Urban youth					Rural youth					people
	2019*	2020*	2021*	2022	2023	2019*	2020*	2021*	2022	2023	2019*	2020*	2021*	2022	2023	
	Arrivals, men															
Total	7 461	6 459	7 429	7 924	7 191	2 991	3 049	3 734	3 943	3 635	4 470	3 410	3 695	3 981	3 556	
14-18	1 187	1 067	1 225	1 308	1 305	438	518	618	617	676	749	549	607	691	629	
19-23	1 837	1 619	1 893	1 871	1 647	737	705	890	885	827	1 100	914	1 003	986	820	
24-29	2 433	2 105	2 339	2 559	2 218	1 014	1 030	1 223	1 300	1 108	1 419	1 075	1 116	1 259	1 110	
30-34	2 004	1 668	1 972	2 186	2 021	802	796	1 003	1 141	1 024	1 202	872	969	1 045	997	
Departures, men																
Total	6 907	6 071	7 245	8 335	7 557	2 789	2 238	2 911	3 525	3 267	4 118	3 833	4 334	4 810	4 290	
14-18	1 160	1 063	1 254	1 525	1 417	495	386	496	651	602	665	677	758	874	815	
19-23	1 455	1 281	1 666	1 894	1 692	578	436	657	802	747	877	845	1 009	1 092	945	
24-29	2 322	2 024	2 294	2 606	2 268	939	771	956	1 106	951	1 383	1 253	1 338	1 500	1 317	
30-34	1 970	1 703	2 031	2 310	2 180	777	645	802	966	967	1 193	1 058	1 229	1 344	1 213	
Arrivals, women																
Total	10 032	8 466	9 091	9 069	7 957	4 170	3 934	4 699	4 665	4 145	5 862	4 532	4 392	4 404	3 812	
14-18	1 358	1 146	1 212	1 299	1 272	485	510	597	611	615	873	636	615	688	657	
19-23	2 907	2 621	2 595	2 549	2 229	1 164	1 084	1 225	1 194	1 088	1 743	1 537	1 370	1 355	1 141	
24-29	3 424	2 836	3 029	2 948	2 480	1 506	1 391	1 650	1 625	1 385	1 918	1 445	1 379	1 323	1 095	
30-34	2 343	1 863	2 255	2 273	1 976	1 015	949	1 227	1 235	1 057	1 328	914	1 028	1 038	919	
Departures, women																
Total	9 476	8 096	8 901	9 016	8 247	3 441	2 808	3 281	3 324	3 149	6 035	5 288	5 620	5 692	5 098	
14-18	1 346	1 124	1 220	1 352	1 368	493	392	440	489	540	853	732	780	863	828	
19-23	2 503	2 283	2 389	2 450	2 238	841	675	811	821	762	1 662	1 608	1 578	1 629	1 476	
24-29	3 316	2 812	2 929	2 926	2 535	1 234	1 021	1 120	1 102	973	2 082	1 791	1 809	1 824	1 562	
30-34	2 311	1 877	2 363	2 288	2 106	873	720	910	912	874	1 438	1 157	1 453	1 376	1 232	

Pavlodar

Age	All youth					Urban youth					Rural youth					people
	2019*	2020*	2021*	2022	2023	2019*	2020*	2021*	2022	2023	2019*	2020*	2021*	2022	2023	
	Arrivals, men															
Total	7 619	5 181	5 208	5 152	5 073	4 494	3 179	3 248	3 229	3 132	3 125	2 002	1 960	1 923	1 941	
14-18	1 444	794	801	884	900	826	451	479	522	524	618	343	322	362	376	
19-23	2 033	1 281	1 337	1 210	1 333	1 253	822	819	783	838	780	459	518	427	495	
24-29	2 376	1 747	1 760	1 683	1 480	1 404	1 109	1 171	1 056	923	972	638	589	627	557	
30-34	1 766	1 359	1 310	1 375	1 360	1 011	797	779	868	847	755	562	531	507	513	
Departures, men																
Total	7 851	5 382	5 721	5 751	5 680	4 496	2 901	3 313	3 283	3 307	3 355	2 481	2 408	2 468	2 373	
14-18	1 456	794	913	1 079	1 074	783	380	490	575	588	673	414	423	504	486	
19-23	2 080	1 287	1 400	1 337	1 433	1 221	671	794	744	764	859	616	606	593	669	
24-29	2 511	1 838	1 923	1 828	1 694	1 449	1 015	1 136	1 069	1 044	1 062	823	787	759	650	
30-34	1 804	1 463	1 485	1 507	1 479	1 043	835	893	895	911	761	628	592	612	568	

Continuation

Age	All youth					Urban youth					Rural youth				
	2019*	2020*	2021*	2022	2023	2019*	2020*	2021*	2022	2023	2019*	2020*	2021*	2022	2023
Total	7 968	5 744	5 525	5 193	4 565	4 746	3 454	3 563	3 249	2 877	3 222	2 290	1 962	1 944	1 688
14-18	1 175	758	735	766	763	654	437	462	453	472	521	321	273	313	291
19-23	2 123	1 541	1 414	1 366	1 209	1 289	953	928	877	752	834	588	486	489	457
24-29	2 729	2 014	1 862	1 676	1 353	1 655	1 240	1 233	1 068	868	1 074	774	629	608	485
30-34	1 941	1 431	1 514	1 385	1 240	1 148	824	940	851	785	793	607	574	534	455
						Arrivals, women									
Total	8 241	6 135	6 167	6 080	5 436	4 519	3 185	3 291	3 373	3 051	3 722	2 950	2 876	2 707	2 385
14-18	1 141	756	834	917	919	558	354	426	489	515	583	402	408	428	404
19-23	2 212	1 670	1 566	1 570	1 401	1 208	820	792	790	699	1 004	850	774	780	702
24-29	2 891	2 198	2 096	1 997	1 631	1 633	1 181	1 147	1 171	958	1 258	1 017	949	826	673
30-34	1 997	1 511	1 671	1 596	1 485	1 120	830	926	923	879	877	681	745	673	606
						Departures, women									

Soltustik Kazakhstan

people

Age	All youth					Urban youth					Rural youth				
	2019*	2020*	2021*	2022	2023	2019*	2020*	2021*	2022	2023	2019*	2020*	2021*	2022	2023
Total	4 972	3 418	3 459	3 458	3 237	2 034	1 532	1 699	1 637	1 503	2 938	1 886	1 760	1 821	1 734
14-18	892	474	561	539	528	325	204	284	277	268	567	270	277	262	260
19-23	1 187	820	842	912	803	537	364	429	433	377	650	456	413	479	426
24-29	1 681	1 199	1 108	1 095	995	723	581	559	521	468	958	618	549	574	527
30-34	1 212	925	948	912	911	449	383	427	406	390	763	542	521	506	521
						Departures, men									
Total	5 407	4 114	4 133	4 247	4 045	1 495	1 155	1 182	1 340	1 368	3 912	2 959	2 951	2 907	2 677
14-18	1 056	597	751	789	798	216	120	185	175	224	840	477	566	614	574
19-23	1 320	1 012	1 023	1 109	993	338	265	299	330	339	982	747	724	779	654
24-29	1 760	1 441	1 321	1 301	1 193	546	439	357	480	405	1 214	1 002	964	821	788
30-34	1 271	1 064	1 038	1 048	1 061	395	331	341	355	400	876	733	697	693	661
						Arrivals, women									
Total	5 400	3 838	3 432	3 414	2 937	2 248	1 736	1 610	1 550	1 309	3 152	2 102	1 822	1 864	1 628
14-18	768	491	457	485	451	295	195	221	245	196	473	296	236	240	255
19-23	1 504	1 058	914	874	769	686	504	447	402	377	818	554	467	472	392
24-29	1 870	1 341	1 133	1 142	952	783	626	547	517	438	1 087	715	586	625	514
30-34	1 258	948	928	913	765	484	411	395	386	298	774	537	533	527	467
						Departures, women									
Total	5 926	4 358	4 249	4 327	3 820	1 643	1 210	1 199	1 401	1 282	4 283	3 148	3 050	2 926	2 538
14-18	892	558	655	651	624	184	112	135	170	170	708	446	520	481	454
19-23	1 675	1 323	1 209	1 253	1 105	398	291	289	354	329	1 277	1 032	920	899	776
24-29	2 046	1 500	1 361	1 412	1 171	635	468	426	484	424	1 411	1 032	935	928	747
30-34	1 313	977	1 024	1 011	920	426	339	349	393	359	887	638	675	618	561

Turkistan

Age	All youth					Urban youth					Rural youth					people
	2019*	2020*	2021*	2022	2023	2019*	2020*	2021*	2022	2023	2019*	2020*	2021*	2022	2023	
	Arrivals, men															
Total	26 133	17 799	16 941	17 868	17 424	7 409	4 540	5 700	5 073	5 009	18 724	13 259	11 241	12 795	12 415	
14-18	6 190	3 049	2 602	2 677	2 334	1 383	698	797	727	647	4 807	2 351	1 805	1 950	1 687	
19-23	7 004	4 672	4 158	4 251	4 103	1 869	1 151	1 383	1 241	1 253	5 135	3 521	2 775	3 010	2 850	
24-29	7 331	5 962	5 852	6 200	5 998	2 329	1 628	2 040	1 788	1 723	5 002	4 334	3 812	4 412	4 275	
30-34	5 608	4 116	4 329	4 740	4 989	1 828	1 063	1 480	1 317	1 386	3 780	3 053	2 849	3 423	3 603	
Departures, men																
Total	28 320	22 437	23 643	23 502	22 786	6 635	4 657	4 957	5 671	5 638	21 685	17 780	18 686	17 831	17 148	
14-18	6 176	3 759	3 702	3 976	3 634	1 431	697	707	912	880	4 745	3 062	2 995	3 064	2 754	
19-23	7 262	5 618	5 727	6 000	5 803	1 731	1 172	1 172	1 407	1 377	5 531	4 446	4 555	4 593	4 426	
24-29	8 459	7 669	8 269	7 941	7 577	1 973	1 600	1 827	1 963	1 890	6 486	6 069	6 442	5 978	5 687	
30-34	6 423	5 391	5 945	5 585	5 772	1 500	1 188	1 251	1 389	1 491	4 923	4 203	4 694	4 196	4 281	
Arrivals, women																
Total	32 760	23 231	20 398	20 573	17 509	9 018	5 914	6 578	5 760	4 953	23 742	17 317	13 820	14 813	12 556	
14-18	5 530	3 326	2 828	2 709	2 281	1 323	797	879	713	630	4 207	2 529	1 949	1 996	1 651	
19-23	10 755	8 285	6 956	6 639	5 540	2 825	1 911	2 116	1 737	1 478	7 930	6 374	4 840	4 902	4 062	
24-29	10 123	7 439	6 701	6 959	5 719	3 027	2 053	2 247	2 017	1 645	7 096	5 386	4 454	4 942	4 074	
30-34	6 352	4 181	3 913	4 266	3 969	1 843	1 153	1 336	1 293	1 200	4 509	3 028	2 577	2 973	2 769	
Departures, women																
Total	35 165	28 645	28 248	27 670	24 740	7 857	5 818	6 031	6 500	5 732	27 308	22 827	22 217	21 170	19 008	
14-18	5 975	3 999	3 945	3 967	3 700	1 305	704	800	834	751	4 670	3 295	3 145	3 133	2 949	
19-23	10 709	9 610	9 489	9 810	8 922	2 392	1 796	1 861	2 039	1 845	8 317	7 814	7 628	7 771	7 077	
24-29	11 383	9 616	9 507	8 669	7 362	2 577	2 146	2 157	2 267	1 852	8 806	7 470	7 350	6 402	5 510	
30-34	7 098	5 420	5 307	5 224	4 756	1 583	1 172	1 213	1 360	1 284	5 515	4 248	4 094	3 864	3 472	

Ulytau

Age	All youth					Urban youth					Rural youth					people
	2019*	2020*	2021*	2022	2023	2019*	2020*	2021*	2022	2023	2019*	2020*	2021*	2022	2023	
	Arrivals, men															
Total	1 814	1 325	1 286	1 822	1 951	1 337	978	950	1 394	1 553	477	347	336	428	398	
14-18	345	237	199	260	224	132	171	132	158	168	122	66	67	102	56	
19-23	461	343	366	459	519	343	251	277	355	402	118	92	89	104	117	
24-29	553	440	409	619	671	421	328	303	489	550	132	112	106	130	121	
30-34	455	305	312	484	537	350	228	238	392	433	105	77	74	92	104	
Departures, men																
Total	2 197	1 646	1 919	2 214	2 376	1 493	1 172	1 399	1 567	1 726	704	474	520	647	650	
14-18	440	300	385	463	399	274	196	265	317	264	166	104	120	146	135	
19-23	539	396	482	572	598	346	271	333	393	411	193	125	149	179	187	
24-29	696	549	585	681	733	490	413	435	495	552	206	136	150	186	181	
30-34	522	401	467	498	646	383	292	366	362	499	139	109	101	136	147	

Continuation

Age	All youth				Urban youth				Rural youth						
	2019*	2020*	2021*	2022	2023	2019*	2020*	2021*	2022	2023	2019*	2020*	2021*	2022	2023
Total	2 331	1 696	1 534	1 613	1 497	1 670	1 210	1 142	1 175	1 138	661	486	392	438	359
14-18	343	237	213	246	204	216	172	154	140	143	127	65	59	106	61
19-23	678	564	456	457	405	479	386	338	323	301	199	178	118	134	104
24-29	811	574	559	533	504	599	415	420	412	389	212	159	139	121	115
30-34	499	321	306	377	384	376	237	230	300	305	123	84	76	77	79
						Arrivals, women									
Total	2 652	2 137	2 231	2 148	1 911	1 840	1 490	1 588	1 459	1 361	812	647	643	689	550
14-18	427	309	365	433	351	293	199	259	255	134	134	110	106	178	92
19-23	738	634	640	596	553	479	417	436	393	366	259	217	204	203	187
24-29	938	743	731	653	578	670	537	510	468	406	268	206	221	185	172
30-34	549	451	495	466	429	398	337	383	343	330	151	114	112	123	99
						Departures, women									

Shygy's Kazakhstan

people

Age	All youth				Urban youth				Rural youth						
	2019*	2020*	2021*	2022	2023	2019*	2020*	2021*	2022	2023	2019*	2020*	2021*	2022	2023
Total	5 835	3 942	4 449	4 784	4 565	3 507	2 518	2 864	2 974	2 857	2 328	1 424	1 585	1 810	1 708
14-18	1 018	641	706	785	796	566	435	481	476	483	452	206	225	309	313
19-23	1 342	891	1 050	1 226	1 197	863	598	687	763	756	479	293	363	463	441
24-29	2 012	1 331	1 494	1 538	1 347	1 211	866	968	975	856	801	465	526	563	491
30-34	1 463	1 079	1 199	1 235	1 225	867	619	728	760	762	596	460	471	475	463
						Departures, men									
Total	6 183	4 139	4 651	5 012	4 982	2 718	1 821	2 142	2 523	2 627	3 465	2 318	2 509	2 489	2 355
14-18	1 096	666	771	877	985	444	256	323	385	432	652	410	448	492	553
19-23	1 370	886	1 065	1 235	1 196	583	356	479	595	610	787	530	586	640	586
24-29	2 167	1 399	1 567	1 571	1 429	977	646	737	817	789	1 190	753	830	754	640
30-34	1 550	1 188	1 248	1 329	1 372	714	563	603	726	796	836	625	645	603	576
						Arrivals, women									
Total	7 254	4 912	5 075	4 682	4 207	4 308	2 986	3 334	2 905	2 600	2 946	1 926	1 741	1 777	1 607
14-18	961	592	670	645	754	530	351	462	406	487	431	241	208	239	267
19-23	1 951	1 356	1 425	1 301	1 078	1 237	861	955	835	695	714	495	470	466	383
24-29	2 674	1 754	1 706	1 515	1 254	1 590	1 078	1 097	932	763	1 084	676	609	583	491
30-34	1 668	1 210	1 274	1 221	1 121	951	696	820	732	655	717	514	454	489	466
						Departures, women									
Total	7 419	5 157	5 396	5 316	4 884	3 161	2 426	2 357	2 585	2 414	4 258	2 731	3 039	2 731	2 470
14-18	1 013	636	746	802	860	358	264	271	329	387	655	372	475	473	473
19-23	1 922	1 350	1 481	1 458	1 266	739	542	588	654	543	1 183	808	893	804	723
24-29	2 743	1 869	1 855	1 693	1 426	1 245	936	865	887	766	1 498	933	990	806	660
30-34	1 741	1 302	1 314	1 363	1 332	819	684	633	715	718	922	618	681	648	614

Astana city

people

Age	All youth				
	2019*	2020*	2021*	2022	2023
Arrivals, men					
Total	31 815	25 285	33 672	36 425	35 761
14-18	4 799	3 149	4 811	6 283	6 432
19-23	6 841	5 392	7 106	7 661	7 555
24-29	11 549	9 501	11 987	11 978	11 451
30-34	8 626	7 243	9 768	10 503	10 323
Departures, men					
Total	24 327	19 667	24 584	27 526	26 248
14-18	3 440	2 534	3 404	3 803	3 964
19-23	4 450	3 804	4 662	5 302	4 997
24-29	8 972	7 286	8 668	9 623	8 883
30-34	7 465	6 043	7 850	8 798	8 404
Arrivals, women					
Total	38 038	29 141	37 774	41 026	38 310
14-18	4 286	2 938	4 298	5 528	5 753
19-23	8 675	6 628	8 000	8 979	8 549
24-29	14 446	11 358	13 819	14 130	12 639
30-34	10 631	8 217	11 657	12 389	11 369
Departures, women					
Total	30 216	22 867	27 743	28 811	25 497
14-18	3 171	2 306	2 949	3 277	3 414
19-23	6 056	4 424	4 722	4 899	4 171
24-29	11 617	9 047	10 367	10 487	9 101
30-34	9 372	7 090	9 705	10 148	8 811

Almaty city

people

Age	All youth				
	2019*	2020*	2021*	2022	2023
Arrivals, men					
Total	28 804	22 726	26 475	31 614	30 170
14-18	4 898	3 769	4 628	6 231	6 081
19-23	5 569	4 435	5 199	7 040	6 915
24-29	9 775	7 856	8 563	9 728	8 821
30-34	8 562	6 666	8 085	8 615	8 353
Departures, men					
Total	18 055	14 847	19 456	21 894	22 180
14-18	2 977	2 456	3 162	3 939	4 175
19-23	3 116	2 882	3 693	4 661	5 004
24-29	6 014	4 869	6 269	6 680	6 457
30-34	5 948	4 640	6 332	6 614	6 544
Arrivals, women					
Total	30 784	30 956	35 972	39 962	34 802
14-18	3 800	3 348	4 205	5 277	5 293
19-23	6 651	6 903	7 445	8 772	7 535
24-29	11 585	11 780	12 835	13 615	11 374
30-34	8 748	8 925	11 487	12 298	10 600
Departures, women					
Total	19 718	18 034	23 657	25 722	23 546
14-18	2 366	2 090	2 710	3 450	3 531
19-23	3 148	2 899	3 599	3 972	3 639
24-29	7 525	6 970	8 584	8 931	7 944
30-34	6 679	6 075	8 764	9 369	8 432

Shymkent city

people

Age	All youth				
	2019*	2020*	2021*	2022	2023
Arrivals, men					
Total	14 956	12 819	15 254	14 127	16 351
14-18	3 028	2 104	2 329	2 242	2 677
19-23	3 599	2 842	3 158	3 445	3 549
24-29	4 611	4 465	5 361	4 687	5 401
30-34	3 718	3 408	4 406	3 753	4 724

Continuation

Age	All youth				
	2019*	2020*	2021*	2022	2023
Departures, men					
Total	14 415	10 301	12 204	13 197	15 526
14-18	3 522	1 782	1 939	2 186	2 513
19-23	3 963	2 695	2 861	3 176	3 275
24-29	3 861	3 348	4 060	4 169	5 076
30-34	3 069	2 476	3 344	3 666	4 662
Arrivals, women					
Total	18 616	15 640	18 377	16 004	16 137
14-18	2 781	2 005	2 399	2 071	2 351
19-23	5 242	4 488	4 993	4 646	4 695
24-29	6 150	5 462	6 390	5 305	5 030
30-34	4 443	3 685	4 595	3 982	4 061
Departures, women					
Total	19 728	14 417	15 518	15 550	14 904
14-18	2 859	1 787	1 834	1 849	1 948
19-23	7 083	5 294	4 621	4 136	3 720
24-29	5 873	4 459	5 258	5 514	5 098
30-34	3 913	2 877	3 805	4 051	4 138

5.4 Migration of youth by ethnicity

people

	Arrivals					Departures				
	2019*	2020*	2021*	2022	2023	2019*	2020*	2021*	2022	2023
Total										
Total	490 548	386 097	418 989	448 141	422 886	501 071	391 289	424 401	447 007	415 592
Kazakhs	421 424	328 220	353 042	375 151	347 458	418 789	326 280	351 398	371 590	342 761
Russians	31 738	23 888	27 182	27 986	28 527	42 438	30 042	33 349	31 189	28 050
Uzbeks	10 553	8 808	10 892	11 283	12 007	10 499	8 552	10 609	10 848	11 582
Ukrainians	3 681	3 122	3 132	3 380	3 327	4 632	3 741	3 780	3 707	3 313
Uyghurs	3 792	3 389	3 926	4 623	5 035	3 802	3 378	3 907	4 606	5 012
Tatars	2 684	2 348	2 659	2 668	2 678	2 996	2 595	2 908	2 777	2 562
Germans	2 994	2 424	2 638	2 784	2 648	4 038	3 175	3 564	3 405	3 099
Other ethnics	13 682	13 898	15 518	20 266	21 206	13 877	13 526	14 886	18 885	19 213
External migration										
Total	5 557	4 825	4 983	8 356	11 476	16 080	10 017	10 395	7 222	4 182
Kazakhs	3 433	2 431	2 258	4 093	5 036	798	491	614	532	339
Russians	959	880	803	1 484	2 990	11 659	7 034	6 970	4 687	2 513
Uzbeks	162	306	344	491	470	108	50	61	56	45
Ukrainians	77	75	72	148	264	1 028	694	720	475	250
Uyghurs	16	15	27	27	30	26	4	8	10	7
Tatars	53	46	66	99	207	365	293	315	208	91
Germans	74	65	61	80	126	1 118	816	987	701	577
Other ethnics	783	1 007	1 352	1 934	2 353	978	635	720	553	360
Internal migration										
Total	484 991	381 272	414 006	439 785	411 410	484 991	381 272	414 006	439 785	411 410
Kazakhs	417 991	325 789	350 784	371 058	342 422	417 991	325 789	350 784	371 058	342 422
Russians	30 779	23 008	26 379	26 502	25 537	30 779	23 008	26 379	26 502	25 537
Uzbeks	10 391	8 502	10 548	10 792	11 537	10 391	8 502	10 548	10 792	11 537
Ukrainians	3 604	3 047	3 060	3 232	3 063	3 604	3 047	3 060	3 232	3 063
Uyghurs	3 776	3 374	3 899	4 596	5 005	3 776	3 374	3 899	4 596	5 005
Tatars	2 631	2 302	2 593	2 569	2 471	2 631	2 302	2 593	2 569	2 471
Germans	2 920	2 359	2 577	2 704	2 522	2 920	2 359	2 577	2 704	2 522
Other ethnics	12 899	12 891	14 166	18 332	18 853	12 899	12 891	14 166	18 332	18 853

6.1 Incidence among the population aged 15-34 years

	Morbidity of the population with malignant neoplasms										The incidence of tuberculosis in the population														
	number of diseases reported for the first time in life					number of diseases reported for the first time in life					number of diseases reported for the first time in life					per 100 thousand of the corresponding population									
	2019	2020	2021	2022	2023	2019	2020	2021	2022	2023	2019	2020	2021	2022	2023	2019	2020	2021	2022	2023					
Republic of Kazakhstan	1 370	1 364	1 430	1 476	1 546	24.0	24.0	24.0	25.3	25.8	28.7	28.7	27.5	23.8	23.8	3 361	2 396	2 283	2 196	2 032	58.9	42.2	40.4	38.5	37.7
Abay	-	-	-	50	39	-	-	-	32.3	27.5	-	-	-	63	52	-	-	-	63	52	-	-	-	40.8	36.6
Akmola	53	55	45	48	67	24.9	26.2	21.8	22.5	33.8	24.9	26.2	21.8	22.5	33.8	117	93	85	98	94	54.9	44.3	41.2	45.9	47.4
Aktobe	66	59	75	67	73	23.8	21.5	27.6	25.1	29.2	199	139	126	153	126	199	139	126	153	126	71.7	50.5	46.3	57.3	50.3
Almaty	130	102	141	113	103	21.8	17.4	24.4	26.6	25.9	345	239	195	211	163	345	239	195	211	163	57.8	40.8	33.7	49.7	41.0
Atyrau	33	38	43	36	47	16.6	19.1	21.6	17.5	24.3	252	189	219	170	125	252	189	219	170	125	126.4	94.8	109.9	82.5	64.6
Batys Kazakhstan	52	45	42	35	61	26.4	23.2	22.0	18.6	34.7	152	131	104	120	117	152	131	104	120	117	77.2	67.6	54.4	63.6	66.5
Zhambyl	62	75	65	80	66	18.5	22.5	19.4	22.7	20.1	179	141	148	107	98	179	141	148	107	98	53.5	42.2	44.2	30.3	29.8
Zhetisu	-	-	-	48	44	-	-	-	25.4	25.3	-	-	-	-	59	-	-	-	-	59	-	-	-	-	33.9
Karagandy	122	100	118	124	94	29.9	24.9	30.0	39.8	32.4	184	124	131	110	97	184	124	131	110	97	45.1	30.9	33.3	35.3	33.4
Kostanay	81	57	64	72	61	31.1	22.5	25.9	32.3	29.5	181	131	102	114	99	181	131	102	114	99	69.4	51.6	41.4	51.2	48.0
Kyzylorda	44	76	77	51	73	17.7	30.6	30.9	20.9	32.0	203	166	155	137	137	203	166	155	137	137	81.7	66.8	62.3	56.2	60.0
Mangystau	55	38	38	48	62	25.3	17.3	17.1	21.0	28.5	192	141	133	117	87	192	141	133	117	87	88.4	64.3	60.0	51.1	39.9
Pavlodar	61	68	68	50	60	28.6	32.6	33.4	25.4	33.0	116	75	79	64	76	116	75	79	64	76	54.4	36.0	38.8	32.6	41.8
Sołtustik Kazakhstan	64	48	54	49	44	43.0	33.0	37.9	36.1	35.2	101	51	36	51	43	101	51	36	51	43	67.9	35.0	25.3	37.5	34.4
Turkistan	96	93	101	106	95	15.3	14.7	15.9	16.3	15.6	244	161	170	154	135	244	161	170	154	135	39.0	25.4	26.7	23.7	22.2
Ulytau	-	-	-	-	23	-	-	-	-	40.3	-	-	-	35	25	-	-	-	-	25	-	-	-	57.1	43.8
Shygyz Kazakhstan	92	93	104	50	59	23.9	24.7	28.3	28.0	35.8	210	136	158	56	72	210	136	158	56	72	54.5	36.2	43.0	31.4	43.7
Astana city	148	156	122	139	148	40.4	42.2	32.5	32.0	34.6	244	184	182	166	170	244	184	182	166	170	66.6	49.8	48.5	38.3	39.8
Almaty city	142	180	210	247	251	21.4	26.9	31.2	36.6	38.2	273	203	155	161	168	273	203	155	161	168	41.2	30.4	23.1	23.9	25.6
Shymkent city	69	81	63	63	76	19.7	23.0	17.5	16.6	21.0	169	92	105	109	89	169	92	105	109	89	48.3	26.1	29.2	28.8	24.6
Republic of Kazakhstan	451	475	487	469	499	15.7	16.6	17.1	16.1	18.2	1 722	1 248	1 126	1 122	1 050	1 722	1 248	1 126	1 122	1 050	59.9	43.6	39.4	38.6	38.3
Abay	-	-	-	13	11	-	-	-	16.2	14.9	-	-	-	37	28	-	-	-	-	28	-	-	-	46.1	37.9
Akmola	18	19	19	9	21	16.2	17.4	17.7	8.1	20.4	64	53	41	60	61	64	53	41	60	61	57.8	48.6	38.1	54.2	59.1
Aktobe	23	24	29	19	24	16.6	17.4	21.2	13.9	18.7	90	67	49	70	61	90	67	49	70	61	64.8	48.6	35.9	51.2	47.5
Almaty	40	33	45	28	37	13.0	10.9	15.0	12.8	18.0	173	125	91	106	85	173	125	91	106	85	56.2	41.3	30.3	48.5	41.3
Atyrau	13	13	11	12	17	12.8	12.8	10.8	11.4	17.2	133	92	104	86	63	133	92	104	86	63	130.8	90.4	102.2	81.8	63.7
Batys Kazakhstan	17	15	12	11	18	16.9	15.1	12.2	11.3	19.8	71	76	52	60	57	71	76	52	60	57	70.8	76.6	53.0	61.7	62.7
Zhambyl	26	31	20	29	21	15.1	18.0	11.5	16.0	12.4	93	81	67	51	57	93	81	67	51	57	54.1	47.1	38.6	28.1	33.6
Zhetisu	-	-	-	18	8	-	-	-	18.4	8.9	-	-	-	-	31	-	-	-	-	31	-	-	-	-	34.4
Karagandy	40	35	39	33	32	19.3	17.1	19.4	20.6	21.4	102	72	72	66	57	102	72	72	66	57	49.1	35.3	35.9	41.2	38.1
Kostanay	24	20	19	25	22	18.1	15.4	15.1	21.6	20.4	101	63	58	55	54	101	63	58	55	54	76.0	48.6	46.0	47.5	50.1
Kyzylorda	17	20	26	20	16	13.2	15.5	20.1	15.8	13.5	89	86	87	64	59	89	86	87	64	59	69.1	66.6	67.1	50.6	49.7
Mangystau	18	18	13	19	19	16.3	16.1	11.5	16.3	17.1	97	67	67	49	44	97	67	67	49	44	87.6	59.9	59.2	42.1	39.7
Pavlodar	20	23	19	12	20	18.5	21.7	18.3	11.9	21.3	55	45	41	33	41	55	45	41	33	41	50.7	42.4	39.4	32.7	43.7
Sołtustik Kazakhstan	17	20	22	23	11	21.8	26.1	29.4	32.3	16.8	67	32	23	33	23	67	32	23	33	23	85.7	41.8	30.7	46.4	35.0

Continuation

	Morbidity of the population with malignant neoplasms										The incidence of tuberculosis in the population									
	number of diseases reported for the first time in life					number of diseases reported for the first time in life					number of diseases reported for the first time in life					per 100 thousand of the corresponding population				
	2019	2020	2021	2022	2023	2019	2020	2021	2022	2023	2019	2020	2021	2022	2023	2019	2020	2021	2022	2023
Turkistan	39	35	55	47	40	11.8	10.5	16.4	13.8	12.4	139	79	86	83	72	42.1	23.7	25.6	24.3	22.4
Ulytau	-	-	-	-	10	-	-	-	-	33.9	-	-	-	20	15	-	-	-	63.1	50.9
Shyngys Kazakhstan	29	32	35	18	17	14.7	16.6	18.5	19.3	19.7	114	86	86	32	42	57.7	44.6	45.6	34.3	48.7
Astana city	33	41	38	39	37	18.8	23.2	21.1	18.5	17.9	113	86	84	79	80	64.5	48.7	46.7	37.5	38.8
Almaty city	51	61	62	72	84	16.7	19.7	20.0	22.2	26.7	136	91	74	81	77	44.5	29.4	23.8	25.0	24.5
Shymkent city	26	35	23	22	34	15.5	20.5	13.1	11.8	19.1	85	47	44	57	43	50.5	27.5	25.1	30.6	24.2
Republic of Kazakhstan	919	889	943	1 007	1 047	32.4	31.6	33.8	35.9	39.6	1 639	1 148	1 157	1 074	982	57.9	40.8	41.4	38.3	37.2
Abay	-	-	-	37	28	-	-	-	49.8	41.1	-	-	-	26	24	-	-	-	35.0	35.3
Akmola	35	36	26	39	46	34.2	35.7	26.3	38.0	48.4	53	40	44	38	33	51.7	39.7	44.5	37.1	34.7
Aktobe	43	35	46	48	49	31.0	25.5	33.9	36.9	40.2	109	72	77	83	65	78.5	52.5	56.8	63.8	53.3
Almaty	90	69	96	85	66	31.1	24.3	34.4	41.3	34.3	172	114	104	105	78	59.5	40.2	37.3	51.0	40.6
Atyrau	20	25	32	24	30	20.5	25.6	32.8	23.8	31.7	119	97	115	84	62	121.9	99.3	117.9	83.3	65.5
Batys Kazakhstan	35	30	30	24	43	36.2	31.7	32.3	26.3	50.6	81	55	52	60	60	83.8	58.1	55.9	65.7	70.7
Zhambyl	36	44	45	51	45	22.1	27.2	27.9	29.8	28.3	86	60	81	56	41	52.7	37.1	50.2	32.7	25.8
Zhetisu	-	-	-	30	36	-	-	-	32.9	43.0	-	-	-	-	28	-	-	-	-	33.4
Karagandy	82	65	79	91	62	40.9	33.0	40.9	60.1	44.0	82	52	59	44	40	40.9	26.4	30.6	29.1	28.4
Kostanay	57	37	45	47	39	44.6	29.8	37.3	44.0	39.5	80	68	44	59	45	62.5	54.7	36.5	55.3	45.6
Kyzylorda	27	56	51	31	57	22.6	46.9	42.7	26.4	52.1	114	80	68	73	78	95.3	67.0	57.0	62.2	71.3
Mangystau	37	20	25	29	43	34.7	18.6	23.0	25.8	40.2	95	74	66	68	43	89.1	68.8	60.8	60.5	40.2
Pavlodar	41	45	49	38	40	39.1	44.0	49.2	39.8	45.3	61	30	38	31	35	58.2	29.4	38.2	32.5	39.7
Soltustik Kazakhstan	47	28	32	26	33	66.5	40.6	47.4	40.2	55.5	34	19	13	18	20	48.1	27.5	19.3	27.8	33.7
Turkistan	57	58	46	59	55	19.2	19.4	15.3	19.2	19.2	105	82	84	71	63	35.4	27.4	28.0	23.1	21.9
Ulytau	-	-	-	-	13	-	-	-	-	47.1	-	-	-	15	10	-	-	-	50.6	36.2
Shyngys Kazakhstan	63	61	69	32	42	33.5	33.3	38.5	37.6	53.6	96	50	72	24	30	51.1	27.3	40.2	28.2	38.3
Astana city	115	115	84	100	111	60.1	59.6	43.0	44.8	50.2	131	98	98	87	90	68.4	50.8	50.2	39.0	40.7
Almaty city	91	119	148	175	167	25.5	33.1	40.9	49.9	48.8	137	112	81	80	91	38.4	31.2	22.4	22.8	26.6
Shymkent city	43	46	40	41	42	23.6	25.3	21.8	21.3	22.9	84	45	61	52	46	46.2	24.8	33.2	27.0	25.0

Continuation

	Morbidity of the population with malignant neoplasms										The incidence of tuberculosis in the population									
	number of diseases reported for the first time in life					number of diseases reported for the first time in life					number of diseases reported for the first time in life					number of diseases reported for the first time in life				
	2019	2020	2021	2022	2023	2019	2020	2021	2022	2023	2019	2020	2021	2022	2023	2019	2020	2021	2022	2023
Republic of Kazakhstan	1 914	1 541	1 707	1 796	2 037	33.5	27.2	30.2	31.5	37.8	5 954	4 957	4 427	3 630	3 476	104.3	87.4	78.4	63.6	64.5
Abay	-	-	-	-	50	-	-	-	-	35.2	-	-	-	163	-	-	-	-	-	114.8
Akmola	61	62	52	63	112	28.6	29.6	25.2	29.5	56.5	148	110	148	136	133	69.4	52.4	71.7	63.8	67.1
Aktobe	205	123	104	104	122	73.8	44.7	38.2	39.0	48.7	325	258	312	155	310	117.0	93.8	114.6	58.1	123.8
Almaty	118	84	86	104	243	19.8	14.3	14.9	24.5	61.1	280	114	205	131	75	46.9	19.4	35.4	30.9	18.9
Atyrau	29	35	31	49	47	14.6	17.6	15.6	23.8	24.3	26	20	35	43	43	13.0	-	17.6	20.9	22.2
Batys Kazakhstan	54	61	47	36	37	27.4	31.5	24.6	19.1	21.0	182	127	111	106	63	92.4	65.5	58.1	56.2	35.8
Zhambyl	76	66	87	84	101	22.7	19.8	26.0	23.8	30.7	462	415	296	249	305	138.0	124.3	88.4	70.6	92.8
Zhetisu	-	-	-	-	21	-	-	-	-	12.1	-	-	-	-	226	-	-	-	-	130.0

Continuation

	Morbidity of the population with malignant neoplasms										The incidence of tuberculosis in the population									
	number of diseases reported for the first time in life					number of diseases reported for the first time in life					number of diseases reported for the first time in life					number of diseases reported for the first time in life				
	2019	2020	2021	2022	2023	2019	2020	2021	2022	2023	2019	2020	2021	2022	2023	2019	2020	2021	2022	2023
Batys Kazakhstan	22	25	22	12	13	22.8	26.4	23.7	13.1	15.3	18	16	20	14	12	18.6	16.9	21.5	15.3	14.1
Zhambyl	38	23	25	38	40	23.3	14.2	15.5	22.2	25.2	37	30	20	18	24	22.7	18.5	12.4	10.5	15.1
Zhetisu	-	-	-	-	11	-	-	-	-	13.1	-	-	-	-	38	-	-	-	-	45.4
Karagandy	60	75	59	77	53	29.9	38.1	30.6	50.8	35.5	28	26	28	39	25	14.0	13.2	14.5	25.8	17.8
Kostanay	53	39	73	73	53	41.4	31.4	60.5	68.4	53.7	49	47	55	55	40	38.3	37.8	45.6	51.5	40.5
Kyzylorda	40	53	47	40	47	33.4	44.4	39.4	34.1	43.0	30	12	10	8	11	25.1	10.0	8.4	6.8	10.1
Mangystau	20	19	9	25	17	18.8	17.7	8.3	22.2	15.9	4	4	3	3	3	3.8	3.7	2.8	2.7	2.8
Pavlodar	47	31	36	45	42	44.8	30.3	36.1	47.1	47.6	45	48	87	44	56	42.9	47.0	87.4	46.1	63.5
Soltustik Kazakhstan	7	15	35	25	38	9.9	21.7	51.9	38.6	63.9	38	33	20	20	21	53.8	47.8	29.6	30.9	35.3
Turkistan	120	78	80	63	65	40.5	26.1	26.6	20.5	22.6	2	3	6	2	4	0.7	1.0	2.0	0.7	1.4
Ulytau	-	-	-	-	12	-	-	-	-	43.5	-	-	-	-	9	-	-	-	-	32.6
Shyngys Kazakhstan	48	38	45	56	34	25.6	20.7	25.1	65.7	43.4	195	156	110	90	51	103.8	85.1	61.4	105.7	65.1
Astana city	71	61	95	88	107	37.1	31.6	48.7	39.4	48.4	213	226	91	90	31	111.2	117.1	46.6	40.3	14.0
Almaty city	37	34	31	46	52	10.4	9.5	8.6	13.1	15.2	22	22	29	31	42	6.2	6.1	8.0	8.8	12.3
Shymkent city	61	40	27	32	25	33.5	22.0	14.7	16.6	13.6	21	7	16	9	16	11.5	3.9	8.7	4.7	8.7

Continuation

	Morbidity of the population with mental and behavioral disorders due to alcohol consumption										The incidence of syphilis in the population									
	per 100 thousand of the corresponding population					number of diseases reported for the first time in life					per 100 thousand of the corresponding population					number of diseases reported for the first time in life				
	2019	2020	2021	2022	2023	2019	2020	2021	2022	2023	2019	2020	2021	2022	2023	2019	2020	2021	2022	2023
Republic of Kazakhstan	4 091	3 472	3 101	2 416	2 308	71.7	61.2	54.9	42.3	42.9	2 262	1 609	1 345	1 115	1 017	39.6	28.4	23.8	19.5	18.9
Abay	-	-	-	-	135	-	-	-	-	95.1	-	-	-	-	23	-	-	-	-	16.2
Akmola	113	92	122	107	109	53.0	43.9	59.1	50.2	55.0	73	42	38	23	17	34.2	20.0	18.4	10.8	8.6
Aktobe	209	116	218	68	248	75.3	42.2	80.1	25.5	99.1	148	128	90	67	53	53.3	46.5	33.1	25.1	21.2
Almaty	186	80	139	109	52	31.2	13.6	24.0	25.7	13.1	291	185	164	114	76	48.8	31.5	28.3	26.9	19.1
Atyrau	13	14	15	19	16	6.5	7.0	7.5	9.2	8.3	77	34	37	35	12	38.6	17.1	18.6	17.0	6.2
Batys Kazakhstan	84	44	24	24	28	42.7	22.7	12.6	12.7	15.9	148	133	99	79	67	75.1	68.6	51.8	41.9	38.1
Zhambyl	191	208	129	116	180	57.0	62.3	38.5	32.9	54.8	120	27	41	36	30	35.8	8.1	12.2	10.2	9.1
Zhetisu	-	-	-	-	208	-	-	-	-	119.6	-	-	-	-	45	-	-	-	-	25.9
Karagandy	86	108	102	140	98	21.1	26.9	25.9	44.9	33.8	194	122	118	96	71	47.5	30.4	30.0	30.8	24.5
Kostanay	193	190	222	199	135	74.0	74.9	90.0	89.4	65.4	95	74	70	55	54	36.4	29.2	28.4	24.7	26.2
Kyzylorda	410	342	359	186	129	164.9	137.6	144.2	76.2	56.5	138	113	94	61	57	55.5	45.5	37.8	25.0	25.0
Mangystau	28	13	21	16	15	12.9	5.9	9.5	7.0	6.9	54	25	29	23	16	24.9	11.4	13.1	10.0	7.3
Pavlodar	168	264	598	320	348	78.8	126.7	293.6	162.8	191.2	48	89	87	54	59	22.5	42.7	42.7	27.5	32.4
Soltustik Kazakhstan	154	99	79	82	124	103.5	68.0	55.5	60.3	99.1	17	25	18	16	22	11.4	17.2	12.6	11.8	17.6
Turkistan	36	58	34	47	68	5.7	9.2	5.3	7.2	11.2	154	96	92	72	58	24.6	15.2	14.5	11.1	9.5
Ulytau	-	-	-	-	16	-	-	-	-	28.0	-	-	-	-	10	-	-	-	-	17.5
Shyngys Kazakhstan	954	644	377	412	218	247.7	171.2	102.5	230.9	132.4	198	121	88	56	32	51.4	32.2	23.9	31.4	19.4

	Morbidity of the population with mental and behavioral disorders due to alcohol consumption										The incidence of syphilis in the population									
	per 100 thousand of the corresponding population					number of diseases reported for the first time in life					per 100 thousand of the corresponding population					number of diseases reported for the first time in life				
	2019	2020	2021	2022	2023	2019	2020	2021	2022	2023	2019	2020	2021	2022	2023	2019	2020	2021	2022	2023
Astana city	1 044	1 050	508	482	59	284.8	284.0	135.4	111.1	13.8	146	168	118	97	88	39.8	45.4	31.5	22.4	20.6
Almaty city	70	46	47	63	57	10.6	6.9	7.0	9.3	8.7	227	166	101	174	172	34.2	24.8	15.0	25.8	26.2
Shymkent city	152	104	107	26	65	43.4	29.5	29.8	6.9	18.0	134	61	61	57	55	38.3	17.3	17.0	15.0	15.2
Republic of Kazakhstan	3 401	2 887	2 612	2 027	1 964	118.3	100.8	91.5	69.7	71.6	1 081	752	605	534	527	37.6	26.3	21.2	18.4	19.2
Abay	-	-	-	-	104	-	-	-	-	140.7	-	-	-	-	8	-	-	-	-	10.8
Akmola	82	73	94	80	90	74.0	66.9	87.4	72.2	87.2	42	16	18	14	8	37.9	14.7	16.7	12.6	7.8
Aktobe	180	96	174	54	222	129.6	69.7	127.4	39.5	172.9	77	69	49	32	32	55.4	50.1	35.9	23.4	24.9
Almaty	154	66	111	74	42	50.0	21.8	37.0	33.9	20.4	129	88	60	54	36	41.9	29.1	20.0	24.7	17.5
Atyrau	12	14	12	18	12	11.8	13.8	11.8	17.1	12.1	36	18	16	17	8	35.4	17.7	15.7	16.2	8.1
Batys Kazakhstan	71	34	18	20	25	70.8	34.3	18.3	20.6	27.5	64	65	47	41	32	63.8	65.5	47.9	42.1	35.2
Zhambyl	164	182	113	103	163	95.4	105.8	65.2	56.7	96.0	57	16	21	17	13	33.2	9.3	12.1	9.4	7.7
Zhetisu	-	-	-	-	175	-	-	-	-	194.0	-	-	-	-	30	-	-	-	-	33.3
Karagandy	62	88	78	113	82	29.8	43.1	38.9	70.6	54.9	86	59	52	42	45	41.4	28.9	25.9	26.2	30.1
Kostanay	147	148	174	150	106	110.6	114.3	138.1	129.5	98.4	49	37	33	23	28	36.9	28.6	26.2	19.9	26.0
Kyzylorda	382	331	349	179	122	296.4	256.4	269.2	141.4	102.8	68	51	45	34	30	52.8	39.5	34.7	26.9	25.3
Mangystau	28	9	20	15	14	25.3	8.0	17.7	12.9	12.6	27	9	14	11	6	24.4	8.0	12.4	9.4	5.4
Pavlodar	134	221	528	282	308	123.6	208.3	507.4	279.0	328.5	26	44	47	31	25	24.0	41.5	45.2	30.7	26.7
Soltustik Kazakhstan	118	69	61	63	105	151.0	90.2	81.4	88.5	159.9	10	16	8	10	9	12.8	20.9	10.7	14.1	13.7
Turkistan	34	55	31	45	64	10.3	16.5	9.2	13.2	19.9	65	37	35	39	33	19.7	11.1	10.4	11.4	10.3
Ulytau	-	-	-	-	8	-	-	-	-	27.2	-	-	-	-	4	-	-	-	-	13.6
Shygyys Kazakhstan	774	500	281	345	181	392.1	259.3	148.9	369.9	209.9	101	63	37	26	19	51.2	32.7	19.6	27.9	22.0
Astana city	864	869	435	415	46	493.5	491.6	241.9	197.1	22.3	66	74	46	46	51	37.7	41.9	25.6	21.9	24.7
Almaty city	61	35	37	50	40	20.0	11.3	11.9	15.4	12.7	108	68	45	71	84	35.3	22.0	14.5	21.9	26.7
Shymkent city	134	97	96	21	55	79.7	56.7	54.8	11.3	31.0	70	22	32	26	26	41.6	12.9	18.3	14.0	14.6
Republic of Kazakhstan	690	585	489	389	344	24.4	20.8	17.5	13.9	13.0	1 181	857	740	581	490	41.7	30.5	26.5	20.7	18.5
Abay	-	-	-	-	31	-	-	-	-	45.5	-	-	-	-	15	-	-	-	-	22.0
Akmola	31	19	28	27	19	30.3	18.9	28.3	26.3	20.0	31	26	20	9	9	30.3	25.8	20.2	8.8	9.5
Aktobe	29	20	44	14	26	20.9	14.6	32.4	10.8	21.3	71	59	41	35	21	51.2	43.0	30.2	26.9	17.2
Almaty	32	14	28	35	10	11.1	4.9	10.0	17.0	5.2	162	97	104	60	40	56.0	34.2	37.3	29.2	20.8
Atyrau	1	-	3	1	4	1.0	0.0	3.1	1.0	4.2	41	16	21	18	4	42.0	16.4	21.5	17.8	4.2
Batys Kazakhstan	13	10	6	4	3	13.5	10.6	6.5	4.4	3.5	84	68	52	38	35	87.0	71.8	55.9	41.6	41.2
Zhambyl	27	26	16	13	17	16.6	16.1	9.9	7.6	10.7	63	11	20	19	17	38.6	6.8	12.4	11.1	10.7
Zhetisu	-	-	-	-	33	-	-	-	-	39.4	-	-	-	-	15	-	-	-	-	17.9
Karagandy	24	20	24	27	16	12.0	10.2	12.4	17.8	11.4	108	63	66	54	26	53.8	32.0	34.2	35.7	18.5
Kostanay	46	42	48	49	29	36.0	33.8	39.8	45.9	29.4	46	37	37	32	26	36.0	29.8	30.7	30.0	26.3
Kyzylorda	28	11	10	7	7	23.4	9.2	8.4	6.0	6.4	70	62	49	27	27	58.5	51.9	41.1	23.0	24.7

Continuation

	Morbidity of the population with mental and behavioral disorders due to alcohol consumption										The incidence of syphilis in the population									
	per 100 thousand of the corresponding population					number of diseases reported for the first time in life					per 100 thousand of the corresponding population					number of diseases reported for the first time in life				
	2019	2020	2021	2022	2023	2019	2020	2021	2022	2023	2019	2020	2021	2022	2023	2019	2020	2021	2022	2023
Mangystau	-	4	1	1	1	-	3.7	0.9	0.9	0.9	27	16	15	12	10	25.3	14.9	13.8	10.7	9.3
Pavlodar	34	43	70	38	40	32.4	42.1	70.3	39.8	45.3	22	45	40	23	34	21.0	44.0	40.2	24.1	38.5
Soltustik Kazakhstan	36	30	18	19	19	51.0	43.5	26.7	29.3	32.0	7	9	10	6	13	9.9	13.0	14.8	9.3	21.9
Turkistan	2	3	3	2	4	0.7	1.0	1.0	0.7	1.4	89	59	57	33	25	30.0	19.7	19.0	10.7	8.7
Ulytau	-	-	-	-	8	-	-	-	-	29.0	-	-	-	-	6	-	-	-	-	21.7
Shygys Kazakhstan	180	144	96	67	37	95.8	78.6	53.6	78.7	47.2	97	58	51	30	13	51.6	31.6	28.5	35.2	16.6
Astana city	180	181	73	67	13	94.0	93.8	37.4	30.0	5.9	80	94	72	51	37	41.8	48.7	36.9	22.8	16.7
Almaty city	9	11	10	13	17	2.5	3.1	2.8	3.7	5.0	119	98	56	103	88	33.3	27.3	15.5	29.4	25.7
Shymkent city	18	7	11	5	10	9.9	3.9	6.0	2.6	5.4	64	39	29	31	29	35.2	21.5	15.8	16.1	15.8

¹⁾ Hereinafter, according to the Ministry of Health of the Republic of Kazakhstan. Rates per 100,000. respectively, are calculated based on data from the Ministry of Health of the Republic of Kazakhstan

7. Labor market

7.1 Economic characteristics of the population aged 15-34 years old in the Republic of Kazakhstan

	2019*	2020*	2021*	2022*	2023
Both genders					
Labor force, thousand people	2 124.9	2 099.8	2 063.4	1 885.7	3 685.7
Labor force share in population, in percentage	61.1	60.8	60.6	56.8	68.7
Employed population, thousand people	2 045.9	2 019.4	1 985.8	1 813.8	3 555.8
Employment rate, in percentage to the population aged 15-34 years old, in percentage	96.3	96.2	96.2	54.6	66.2
Employees, thousand people Including: in the organization (enterprise)	1 567.7	1 573.1	1 565.1	1 405.8	2 784.4
for individuals	1 365.1	1 343.9	1 347.3	1 178.2	2 378.8
in a peasant (farm) economy	137.3	153.9	139.4	169.6	289.4
Self-employed, thousand people	65.3	75.3	78.5	58.0	116.2
Including:	478.2	446.3	420.7	408.0	771.4
employers					
independent workers	17.5	14.3	14.6	12.3	44.2
production cooperative members	457.4	427.8	402.1	393.1	716.8
unpaid family workers (farms)	0.3	2.1	1.8	0.5	4.7
Unemployed population, thousand people	3.0	2.2	2.1	2.1	5.7
Unemployment rate, in percentage	79	80.4	77.6	71.9	129.9
Non-labor force, thousand people	3.7	3.8	3.8	3.8	3.5
Share of persons not included in the labor force in the population, in percentage	1 355.2	1 354.9	1 343.0	1 434.9	1 682.2
Labor force, thousand people	38.9	39.2	39.4	43.2	31.3
Men					
Labor force, thousand people	1 118.3	1 127.4	1 106.3	1 010.7	1 986.3
Labor force share in population, in percentage	64.9	64.7	64.6	60.1	72.7
Employed population, thousand people	1 080.9	1 090.4	1 070.9	981.7	1 929.2
Employment rate, in percentage to the population aged 15-34 years old, in percentage	96.7	96.7	96.8	59.0	70.6
Employees, thousand people Including: in the organization (enterprise)	830.6	846.5	832.7	748.1	1 485.5
for individuals	715.9	713.9	715.7	621.3	1 247.0
in a peasant (farm) economy	72.2	84.0	72.1	92.3	153.4
Self-employed, thousand people	42.5	48.6	44.9	34.5	69.5
Including:	250.3	243.9	238.2	233.6	443.7
employers					0.0
independent workers	11.9	11.2	10.9	8.0	31.4
production cooperative members	236.2	230.0	225.0	223.7	407.7
unpaid family workers (farms)	0.2	1.2	0.8	0.4	2.6
Unemployed population, thousand people	2.0	1.5	1.6	1.5	2.0
Unemployment rate, in percentage	37.3	37.0	35.3	29.0	57.2
Non-labor force, thousand people	3.3	3.3	3.2	2.9	2.9
Share of persons not included in the labor force in the population, in percentage	605.0	614.9	605.4	669.8	744.6
Labor force, thousand people	35.1	35.3	35.4	39.9	27.3
Women					
Labor force, thousand people	1 006.6	972.4	957.2	875.0	1 699.4
Labor force share in population, in percentage	57.3	56.8	56.5	53.4	64.4
Employed population, thousand people	965.0	929.0	914.8	832.1	1 626.6
Employment rate, in percentage to the population aged 15-34 years old, in percentage	95.9	95.5	95.6	50.7	61.7
Employees, thousand people Including: in the organization (enterprise)	737.1	726.6	732.4	657.7	1 298.9
for individuals	649.2	630.0	631.5	556.9	1 102.4
in a peasant (farm) economy	65.1	69.9	67.3	77.3	136.0

Continuation

	2019*	2020*	2021*	2022*	2023
Both genders					
Self-employed, thousand people	22.8	26.7	33.6	23.5	46.6
Including:	227.9	202.4	182.5	174.4	327.7
employers					
independent workers	5.6	3.1	3.7	4.3	12.8
production cooperative members	221.2	197.8	177.1	169.4	309.1
unpaid family workers (farms)	0.1	0.9	1.0	0.1	2.1
Unemployed population, thousand people	1.0	0.7	0.5	0.6	3.7
Unemployment rate, in percentage	41.7	43.4	42.3	42.9	72.8
Non-labor force, thousand people	4.1	4.5	4.4	4.9	4.3
Share of persons not included in the labor force in the population, in percentage	750.1	740.0	737.6	765.1	937.5
Labor force, thousand people	42.7	43.2	43.5	46.6	35.6

*2021-2022 the data were generated in accordance with the Law of the Republic of Kazakhstan «On State Youth Policy». aged 15-34, under 29 years old (28+). From January 1, 2023, the age of young people has been increased to 35 years.

7.2 Labor force of population aged 15-34 years by type of locality

	Labor force, thousand people	Including		Labor force share in population, in percentage	Rate, in percentage	
		employed	unemployed		employment	unemployment
All population						
2019*	2 124.9	2 045.9	79.0	61.1	96.3	3.7
2020*	2 099.8	2 019.4	80.4	60.8	96.2	3.8
2021*	2 063.4	1 985.8	77.6	60.6	96.2	3.8
2022*	1 885.7	1 813.8	71.9	56.8	54.6	3.8
2023	3 685.7	3 555.8	129.9	68.7	96.5	3.5
Urban population						
2019*	1 233.8	1 182.0	51.8	60.4	95.8	4.2
2020*	1 209.6	1 159.3	50.3	59.5	95.8	4.2
2021*	1 221.1	1 170.8	50.4	59.7	95.9	4.1
2022*	1 154.2	1 106.0	48.2	55.4	53.1	4.2
2023	2 273.9	2 189.9	84.0	67.7	96.3	3.7
Rural population						
2019*	891.1	863.9	27.2	62.0	96.9	3.1
2020*	890.2	860.1	30.1	62.6	96.6	3.4
2021*	842.3	815.0	27.3	61.9	96.8	3.2
2022*	731.5	707.8	23.7	59.1	57.2	3.2
2023	1 411.8	1 365.9	46.0	70.2	96.7	3.3

7.3 Distribution of employed population aged 15-34 years old by type of economic activity

	thousand people				
	2019*	2020*	2021*	2022*	2023
All population					
Employed population	2 045.9	2 019.4	1 985.8	1 813.8	3 555.8
Including:					
Agriculture, forestry and fisheries	250.2	246.1	238.6	203.2	381.4
Industry	232.5	213.3	213.2	183.3	404.9
mining and quarrying	51.0	48.4	45.3	40.5	98.9
manufacturing industry	135.3	121.8	124.8	108.5	225.2
supply of electricity, gas, steam, hot water and conditioned air	28.8	27.6	29.0	22.4	50.5
water supply; collection, treatment and disposal of waste, activities for the elimination of pollution	17.3	15.6	14.0	11.9	30.2
Construction	144.8	148.5	143.9	124.7	247.4
Wholesale and retail trade; repair of cars and motorcycles	368.1	356.9	353.5	335.0	599.1
Transport and storage	125.3	113.4	120.7	113.7	225.7
Providing accommodation and catering services	57.3	54.0	54.2	50.7	94.6
Information and communication	43.6	41.8	47.2	44.8	90.0
Financial and insurance activities	62.2	59.4	58.6	48.2	96.6
Real estate activities	33.1	39.2	38.3	37.7	58.0

	2019*	2020*	2021*	2022*	Continuation 2023
Professional, scientific and technical activities	63.8	74.7	59.9	59.4	115.7
Administrative and support activities	67.4	73.0	64.5	56.0	106.4
Public administration and defense; compulsory social security	123.2	132.6	124.5	114.8	245.3
Education	235.0	227.7	232.1	209.7	449.0
Public health and social services	110.5	111.5	114.6	110.6	219.5
Arts, entertainment and recreation	39.8	36.1	33.8	34.0	59.0
Provision of other types of services	89.0	91.0	88.2	87.9	163.3
		Men			
Employed population	1 080.9	1 090.4	1 070.9	981.7	1 929.2
Including:					
Agriculture, forestry and fisheries	148.6	151.1	143.6	121.2	233.0
Industry	163.7	148.3	151.2	133.3	292.8
mining and quarrying	43.7	39.2	37.9	34.3	84.4
manufacturing industry	88.9	79.3	82.6	74.5	151.2
supply of electricity, gas, steam, hot water and conditioned air	20.4	20.1	21.9	16.5	38.1
water supply; collection, treatment and disposal of waste, activities for the elimination of pollution	10.7	9.7	8.9	7.9	19.1
Construction	111.3	109.4	111.0	98.2	199.6
Wholesale and retail trade; repair of cars and motorcycles	166.2	167.5	169.0	168.1	285.5
Transport and storage	98.5	86.3	93.3	87.3	178.2
Providing accommodation and catering services	23.0	25.9	24.6	23.8	41.2
Information and communication	25.5	27.0	29.0	27.0	55.7
Financial and insurance activities	23.6	25.6	23.7	20.2	40.2
Real estate activities	15.8	20.7	17.7	18.0	28.2
Professional, scientific and technical activities	31.7	40.1	31.2	29.1	56.2
Administrative and support activities	40.1	42.7	38.8	31.6	58.5
Public administration and defense; compulsory social security	80.6	90.0	86.0	77.0	173.0
Education	65.5	69.2	70.5	64.1	132.5
Public health and social services	34.0	36.3	32.7	32.5	70.7
Arts, entertainment and recreation	19.9	17.7	16.1	17.5	28.8
Provision of other types of services	33.1	32.7	32.5	33.0	55.1
		Women			
Employed population	965.0	929.0	914.8	832.1	1 626.6
Including:					
Agriculture, forestry and fisheries	101.6	95.1	95.1	82.1	148.4
Industry	68.8	65.0	61.9	50.1	112.1
mining and quarrying	7.3	9.1	7.4	6.2	14.4
manufacturing industry	46.4	42.6	42.2	34.0	74.1
supply of electricity, gas, steam, hot water and conditioned air	8.4	7.4	7.1	5.9	12.4
water supply; collection, treatment and disposal of waste, activities for the elimination of pollution	6.6	5.9	5.2	4.0	11.1
Construction	33.5	39.1	32.8	26.5	47.8
Wholesale and retail trade; repair of cars and motorcycles	201.9	189.4	184.5	166.9	313.7
Transport and storage	26.8	27.1	27.5	26.4	47.5
Providing accommodation and catering services	34.3	28.2	29.6	27.0	53.4
Information and communication	18.1	14.8	18.2	17.8	34.3
Financial and insurance activities	38.6	33.8	34.9	28.0	56.3
Real estate activities	17.3	18.5	20.5	19.7	29.8
Professional, scientific and technical activities	32.1	34.6	28.6	30.3	59.5
Administrative and support activities	27.3	30.3	25.7	24.4	47.9
Public administration and defense; compulsory social security	42.6	42.6	38.5	37.8	72.3
Education	169.5	158.5	161.6	145.6	316.5
Public health and social services	76.5	75.2	81.9	78.1	148.8
Arts, entertainment and recreation	19.9	18.4	17.7	16.5	30.2
Provision of other types of services	55.9	58.3	55.7	54.9	108.2

7.4 Unemployed population aged 15-34 years old by duration of job search

	2019*	2020*	2021*	2022*	2023
	thousand people				
	All population				
Unemployed population including looking for a job, months:	79.0	80.4	77.6	71.9	129.9
less than 1 month	18.3	19.3	15.3	16.6	28.8
over 1 to 3 months	22.7	23.4	23.4	19.2	35.4
over 3 to 6 months	18.2	19.9	19.7	17.1	32.7
over 6 to 12 months	12.6	11.6	11.4	8.7	19.9
from a year or more	7.2	6.2	7.9	3.8	12.5
	Men				
Unemployed population including looking for a job, months:	37.3	37.0	35.3	29.0	57.2
less than 1 month	7.7	7.8	6.5	5.7	12.6
over 1 to 3 months	11.6	10.4	12.1	7.4	15.5
over 3 to 6 months	9.8	9.6	7.9	7.3	14.2
over 6 to 12 months	5.3	5.6	5.1	3.6	8.6
from a year or more	2.9	3.6	3.8	1.6	5.9
	Women				
Unemployed population including looking for a job, months:	41.7	43.4	42.3	43.0	72.8
less than 1 month	10.6	11.5	8.8	10.9	16.2
over 1 to 3 months	11.1	13.0	11.4	11.8	19.9
over 3 to 6 months	8.4	10.3	11.8	9.8	18.5
over 6 to 12 months	7.3	6.0	6.3	5.1	11.4
from a year or more	4.3	2.6	4.1	2.1	6.6

7.5 Persons not included in the labor force aged 15-34 years old for reasons of inactivity

	2019*	2020*	2021*	2022*	2023
	thousand people				
	All population				
Persons not included in the labor force. thousand people Including for reasons:	1 355.2	1 354.9	1 343.0	1 434.9	1 682.2
study (daytime)	1 177.4	1 188.7	1 186.1	1 291.0	1 417.9
housekeeping	61.4	50.2	47.7	40.1	75.6
for health reasons (incapacity for work due to disability)	40.5	31.7	36.7	42.4	81.2
other reasons	75.9	84.3	72.5	61.4	107.5
	Men				
Persons not included in the labor force. thousand people Including for reasons:	605.1	614.9	605.4	669.8	744.6
study (daytime)	560.1	568.9	563.8	628.3	681.0
housekeeping	5.3	7.9	7.0	7.5	8.3
for health reasons (incapacity for work due to disability)	18.8	14.2	14.8	18.0	33.8
other reasons	20.9	23.9	19.8	16.1	21.6
	Women				
Persons not included in the labor force. thousand people Including for reasons:	750.1	740.0	737.6	765.1	937.5
study (daytime)	617.3	619.8	622.3	662.8	736.8
housekeeping	56.1	42.3	40.8	32.6	67.4
for health reasons (incapacity for work due to disability)	21.7	17.4	21.9	24.5	47.4
other reasons	55.0	60.5	52.6	45.2	85.9

7.6 Labor force of the population aged 15-34

	Labor force, thousand people	Including		Unemployment rate, in percentage	Persons not included in the labor force, thousand people
		employed	unemployed		
		2019*			
Republic of Kazakhstan	2 124.9	2 045.9	79.0	3.7	1 355.2
Abay	-	-	-	-	-
Akmola	80.6	78.2	2.4	3.0	41.2
Aktobe	90.7	87.8	2.9	3.2	63.8
Almaty	275.3	267	8.3	3.0	132.1

Continuation

	Labor force, thousand people	Including		Unemployment rate, in percentage	Persons not included in the labor force, thousand people
		employed	unemployed		
Atyrau	85.1	83.0	2.0	2.4	36.0
Batys Kazakhstan	82.2	79.1	3.1	3.8	56.3
Zhambyl	151.2	146.9	4.2	2.8	67.9
Zhetisu	-	-	-	-	-
Karagandy	126.4	120.4	6.0	4.8	106.1
Kostanay	94.6	91.5	3.1	3.3	53.9
Kyzylorda	97.8	93.8	4.1	4.2	57.3
Mangystau	73.2	70.9	2.3	3.1	44.8
Pavlodar	75.5	73.3	2.2	3.0	49.8
Soltustik Kazakhstan	48.0	46.6	1.4	3.0	27.7
Turkistan	181.9	176.1	5.8	3.2	186.5
Ulytau	-	-	-	-	-
Shygys Kazakhstan	190.3	183.8	6.4	3.4	59.3
Astana city	131.9	126.0	5.9	4.5	79.7
Almaty city	251.8	236.6	15.3	6.1	181.1
Shymkent city	88.4	84.9	3.4	3.9	111.7
		2020*			
Republic of Kazakhstan	2 099.8	2 019.4	80.4	3.8	1 354.9
Abay	-	-	-	-	-
Akmola	74.2	71.8	2.4	3.2	43.9
Aktobe	80.6	78.3	2.4	2.9	64.4
Almaty	287.2	277.5	9.7	3.4	108.5
Atyrau	76.5	74.6	1.8	2.4	42.0
Batys Kazakhstan	87.9	84.4	3.5	3.9	56.0
Zhambyl	169.8	164.8	5.0	2.9	57.9
Zhetisu	-	-	-	-	-
Karagandy	124.3	118.0	6.3	5.0	109.1
Kostanay	81.7	79.1	2.6	3.2	67.4
Kyzylorda	82.9	79.4	3.6	4.3	70.2
Mangystau	76.8	74.1	2.8	3.6	42.5
Pavlodar	74.8	72.5	2.2	3.0	50.4
Soltustik Kazakhstan	49.4	47.5	1.9	3.9	29.2
Turkistan	179.7	173.5	6.2	3.4	183.9
Ulytau	-	-	-	-	-
Shygys Kazakhstan	175.2	169.5	5.6	3.2	53.7
Astana city	122.1	116.5	5.6	4.6	80.4
Almaty city	264.3	248.7	15.5	5.9	181.4
Shymkent city	92.6	89.2	3.5	3.7	113.9
		2021*			
Republic of Kazakhstan	2 063.4	1 985.8	77.6	3.8	1 343.0
Abay	-	-	-	-	-
Akmola	69.3	67.2	2.1	3.1	44.1
Aktobe	76.4	74.2	2.1	2.8	62.3
Almaty	272.5	263.4	9.1	3.4	98.0
Atyrau	73.2	71.5	1.7	2.4	42.4
Batys Kazakhstan	78.9	75.8	3.1	3.9	55.5
Zhambyl	161.7	157.2	4.5	2.8	59.8
Zhetisu	-	-	-	-	-
Karagandy	127.6	121.6	6.0	4.7	101.9
Kostanay	82.9	80.5	2.5	3.0	66.4
Kyzylorda	82.6	79.2	3.4	4.1	70.6
Mangystau	74.0	71.3	2.7	3.7	28.1
Pavlodar	69.0	67.0	2.0	2.8	50.1
Soltustik Kazakhstan	47.2	45.8	1.4	2.9	30.9
Turkistan	160.7	154.9	5.8	3.6	192.3
Ulytau	-	-	-	-	-
Shygys Kazakhstan	185.8	180.2	5.6	3.0	56.1
Astana city	151.0	144.1	6.9	4.6	82.5
Almaty city	263.9	248.5	15.4	5.8	182.1
Shymkent city	86.9	83.6	3.2	3.7	119.9
		2022*			
Republic of Kazakhstan	1 885.7	1 813.8	71.9	3.8	1 434.9
Abay	80.8	78.5	2.4	2.9	16.3
Akmola	68.1	66.1	2.1	3.0	45.4
Aktobe	71.3	69.3	2.0	2.8	60.6
Almaty	160.1	154.9	5.3	3.3	89.6
Atyrau	69.7	68.0	1.7	2.4	47.8
Batys Kazakhstan	68.9	66.2	2.8	4.0	56.6
Zhambyl	135.8	131.6	4.1	3.0	69.2

	Labor force, thousand people	Including		Unemployment rate, in percentage	Persons not included in the labor force, thousand people
		employed	unemployed		
Zhetisu	76.8	73.5	3.3	4.2	40.1
Karagandy	87.8	83.9	4.0	4.5	85.5
Kostanay	71.9	69.9	2.0	2.8	64.0
Kyzylorda	77.1	74.0	3.1	4.0	73.0
Mangystau	61.7	59.6	2.1	3.4	23.8
Pavlodar	67.0	65.2	1.8	2.7	48.8
Soltustik Kazakhstan	39.0	37.6	1.4	3.6	32.9
Turkistan	172.7	166.0	6.8	3.9	207.1
Ulytau	17.6	16.8	0.8	4.3	14.4
Shygys Kazakhstan	80.3	77.2	3.1	3.9	28.1
Astana city	165.9	158.2	7.7	4.6	116.3
Almaty city	230.3	217.7	12.6	5.5	178.5
Shymkent city	82.9	79.8	3.1	3.7	137.0
2023					
Republic of Kazakhstan	3 685.7	3 555.8	129.9	0.9	1 682.2
Abay	115.3	112.1	3.1	0.2	27.6
Akmola	139.5	134.9	4.6	0.8	58.9
Aktobe	175.5	171.1	4.4	0.8	75.4
Almaty	297.3	288.0	9.3	0.6	98.1
Atyrau	147.2	143.4	3.8	0.4	46.4
Batys Kazakhstan	118.0	113.5	4.5	1	58.5
Zhambyl	253.8	245.9	8.0	1.1	73.7
Zhetisu	115.9	111.5	4.4	0.8	57.5
Karagandy	180.3	174.8	5.5	0.7	111.7
Kostanay	141.0	136.7	4.3	0.6	67.4
Kyzylorda	147.2	142.0	5.2	1.2	80.7
Mangystau	170.6	163.6	7.0	1.2	45.5
Pavlodar	131.9	128.5	3.5	0.2	51.2
Soltustik Kazakhstan	84.1	80.1	4.0	0.8	42.3
Turkistan	359.1	349.0	10.1	2.3	244.4
Ulytau	39.9	38.4	1.5	1.6	16.9
Shygys Kazakhstan	126.9	122.5	4.3	0.6	38.6
Astana city	299.2	287.3	12.0	0.3	120.9
Almaty city	452.1	428.7	23.4	1.3	198.6
Shymkent city	191.0	183.9	7.1	0.4	167.9

7.7 Share of youth «NEET» (15-34 years old)

	in percentage				
	2019*	2020*	2021*	2022*	2023
Republic of Kazakhstan	7.4	7.1	6.9	6.5	7.3
Abay	-	-	-	4.7	5.6
Akmola	6.2	7.5	8.0	5.6	6.8
Aktobe	8.1	8.4	7.3	7.0	6.7
Almaty	7.2	7.2	6.9	6.9	7.0
Atyrau	5.2	5.5	5.5	5.5	5.7
Batys Kazakhstan	2.8	3.1	3.1	2.8	4.8
Zhambyl	7.6	7.1	7.3	6.9	6.9
Zhetisu	-	-	-	6.2	6.8
Karagandy	12.3	11.5	9.9	8.6	10.2
Kostanay	4.7	5.3	4.9	4.8	5.7
Kyzylorda	8.2	8.3	7.9	7.8	7.5
Mangystau	8.0	7.8	7.3	7.7	11.7
Pavlodar	4.9	4.9	4.9	4.8	5.3
Soltustik Kazakhstan	7.1	6.8	6.5	7.2	8.3
Turkistan	10.7	8.0	8.5	7.6	10.4
Ulytau	-	-	-	11.8	9.9
Shygys Kazakhstan	5.6	6.6	6.3	6.0	4.9
Astana city	6.8	7.0	7.0	6.9	6.1
Almaty city	6.1	6.1	6.1	6.0	7.4
Shymkent city	8.7	7.7	6.6	6.0	5.7

8. Criminality*

8.1 Underage delinquency at the age of 14-17 years old for certain types of crimes

	units				
	2019	2020	2021	2022	2023
Registered crimes committed by underages or with their complicity of them:	2 650	1 873	1 529	1 735	1 925
revious	25	46	62	37	73
grave	601	704	561	766	870
their share in the total number (per-centage)	2,3	2,4	2,3	2,2	2,7
certain types of crimes committed by underages and (or) with their complici-ty:					
murder	13	22	11	11	15
deliberate infliction of grievous bodily harm	64	80	60	54	62
rape	9	7	24	6	18
robbery with violence	30	6	8	6	12
robbery	336	154	118	154	160
theft	1 385	849	654	782	868
extortion	26	16	12	21	40
intentional destruction or damage to property	4	4	-	1	2
frauding	131	154	86	166	167
unlawful seizure of a car or other vehicle without the purpose of theft (hijacking)	162	80	71	83	78
illegal acquisition, transfer, sale, storage, transportation or carrying of weapons, ammunition, explosives and explosive devices	22	9	11	27	11
theft or extortion of weapons, ammunition, explosives and explosive devices	4	1	-	6	-
illegal circulation of narcotic drugs, psychotropic substances or their ana-logues, as well as violation of the rules for the circulation of narcotic drugs or psychotropic substances	11	13	30	32	36

*According to the Committee on Legal Statistics and Special Accounts of the General Prosecutor's Office of the Republic of Kazakhstan.

8.2 Characteristics of underages aged 14-17 years old who have committed crimes

	people				
	2019	2020	2021	2022	2023
Underages who committed crimes identified,					
Total	2 824	1 847	1 515	1 581	1 823
share in the total number of persons who committed crimes, in percentage	2.8	2.4	2.3	2.5	3.1
of the total number of underages who have committed crimes:					
by genders:					
Women	193	149	119	108	116
proportion, in percentage	6.8	8.1	7.9	6.8	6.3
Men	2 631	1 698	1 396	1 473	1 707
proportion, in percentage	93.2	91.9	92.1	93.1	93.7
by age:					
14-15 years old	566	348	280	296	357
proportion, in percentage	20.0	18.8	18.5	18.7	19.6
16-17 years old	2 258	1 499	1 235	1 285	1 466
proportion, in percentage	80	81.2	81.5	81.2	80.4
persons previously committed crimes	414	243	156	110	118
proportion, in percentage	14.7	13.2	10.3	6.9	6.4
committed a crimes:					
In group - Total	684	619	454	456	560
proportion, in percentage	24.2	33.5	30.0	28.8	30.7
intoxicated:					
alcoholic	60	50	43	30	50
proportion, in percentage	2.1	2.7	2.8	1.8	2.7

Continuation

	2019*	2020*	2021*	2022*	2023
narcotic and toxic	5	4	4	1	2
proportion, in percentage	0.2	0.2	0.3	0.06	0.1

8.3 Number of underages aged 14-17 years old who have committed crimes in a state of alcoholic, drug and toxic intoxication

	2019		2020		2021		2022		2023	
	girls	boys	girls	boys	girls	boys	girls	boys	girls	boys
Total	1	64	3	47	2	45	2	29	2	50
of them:										
до 14	-	-	-	-	-	-	-	-	-	-
14-15	-	5	1	9	-	5	-	3	-	6
16-17	1	59	2	38	2	40	2	26	2	44

8.4 Number of crimes committed by underages aged 14-17 years old and (or) with their complicity

	people				
	2019	2020	2021	2022	2023
Republic of Kazakhstan	2 650	1 873	1 529	1 735	1 925
Abay	-	-	-	12	56
Akmola	126	109	72	80	56
Aktobe	131	96	77	82	128
Almaty	303	166	123	163	112
Atyrau	94	68	41	79	80
Batys Kazakhstan	110	88	89	96	127
Zhambyl	153	111	86	135	93
Zhetisu	-	-	-	9	25
Karagandy	202	98	107	104	92
Kostanay	151	110	86	69	60
Kyzylorda	97	65	68	38	68
Mangystau	71	43	40	76	67
Pavlodar	46	45	30	39	34
Soltustik Kazakhstan	37	44	38	29	50
Turkistan	215	159	142	154	152
Ulytau	-	-	-	1	15
Shygys Kazakhstan	206	167	139	139	78
Astana city	191	142	115	143	234
Almaty city	291	190	141	185	244
Shymkent city	180	151	119	90	133
Transport region	30	16	13	11	15
Committed by military personnel	1	-	-	-	3
Special facility (Baikonur)	15	5	3	1	3

8.5 Number of convicted persons aged 14-17 years old for certain types of crimes (according to sentences that have entered into legal force)

	people				
	2019	2020	2021	2022	2023
Convicted persons aged 14-17 years old - Total	422	396	384	397	532
Including convicted of:					
murder	11	9	19	8	11
deliberate infliction of grievous bodily harm	72	73	70	54	61
rape	7	3	6	10	9
theft	76	131	136	138	207
robbery	103	63	49	53	66
robbery with violence	13	9	2	5	10
extortion	19	-	5	10	6
illegal actions and violation of the rules for handling narcotic drugs and psychotropic substances	11	14	11	23	21

8.6 Number of underages aged 14-17 years old. victims of crimes committed

	people				
	2019	2020	2021	2022	2023
Victims aged 14-17 years old – Total of them:	1 439	1 193	1 366	1 326	1 632
especially grave	133	170	182	158	209
grievous	226	230	233	253	340
their proportion in the total number (percentage)	0,2	0,2	0,3	0,3	1,4
Including by type of crime:					
murder	9	10	4	12	7
deliberate infliction of grievous bodily harm	50	37	43	32	50
rape	89	95	106	89	118
robbery	4	1	4	4	2
robbery with violence	123	62	86	114	116
theft	246	140	134	159	134
extortion	14	23	24	23	44
frauding	93	73	91	112	120
hooliganism	137	119	128	96	147
violation of traffic rules or the operation of vehicles by persons driving vehicles	113	86	135	149	279
sexual intercourse or other acts of a sexual nature with a person under sixteen years old	349	295	324	260	235

8.7 Number of persons aged 18-34 years old who have committed crimes. by type of crime

	people				
	2019	2020	2021	2022	2023
Total of them committed crimes:	57 122	42 378	34 670	33 595	30 831
especially grave	658	755	934	883	961
grievous	7 439	9 480	8 722	9 589	8 595
their share in the total number (percentage)					
certain types of crimes committed by underages and (or) with their complicity:					
murder	358	376	357	302	258
deliberate infliction of grievous bodily harm	1 125	1 005	826	821	817
rape	578	261	181	52	103
robbery with violence	411	242	204	161	101
robbery	3 114	1 862	1 393	1 373	1 262
theft	25 712	15 993	11 826	11 420	9 803
extortion	210	188	164	217	240
intentional destruction or damage to property	42	56	46	48	39
frauding	5 132	4 461	3 933	4 020	4 483
unlawful seizure of a car or other vehicle without the purpose of theft (hijacking)	1 325	972	810	658	583
illegal acquisition, transfer, sale, storage, transportation or carrying of weapons, ammunition, explosives and explosive devices	308	243	262	313	248
illegal circulation of narcotic drugs, psychotropic substances or their analogues, as well as violation of the rules for the circulation of narcotic drugs or psychotropic substances	29	19	9	114	19
	-	1	-	-	-

8.8 Characteristics of persons who committed crimes at the age of 18-34 years old

	people				
	2019	2020	2021	2022	2023
Identified persons who committed crimes, Total	99 508	76 519	64 111	61 583	57 224
Proportion in the total number of persons who committed crimes, in percentage	57.4	55.3	54.1	54.5	53.9
of the total number of those who committed crimes at the age of 18-34 years old:	57 122	42 378	34 670	33 595	30 831
by gender:					
Women	6 210	4 850	4 068	3 780	3 734
proportion, in percentage	10.9	18.5	11.7	11.3	12.1
Men	50 912	34 528	30 601	29 815	27 096
proportion, in percentage	89.1	81.5	88.3	88.7	87.9

	2019	2020	2021	2022	2023
Continuation					
by age:					
18-20 years old	6 259	4 463	3 777	4 225	4 153
proportion, in percentage	10.9	10.5	10.9	12.6	13.5
21-28 years old	28 327	20 571	16 451	15 738	14 064
proportion, in percentage	49.6	48.5	47.5	46.8	45.6
29-34 years old	21 966	17 344	14 442	13 632	12 614
proportion, in percentage	38.4	40.9	41.6	40.6	40.9

8.9 Number of persons aged 18-34 years old who have committed crimes

	2019	2020	2021	2022	2023
people					
Republic of Kazakhstan	57 122	42 378	34 670	33 595	30 831
Abay	-	-	-	184	607
Akmola	3 113	2 391	1 702	1 566	1 364
Aktobe	2 613	1 866	1 623	1 516	1 206
Almaty	5 622	4 039	3 278	2 679	1 773
Atyrau	1 542	1 283	1 082	1 044	971
Batys Kazakhstan	2 625	2 080	1 761	1 547	1 205
Zhambyl	2 757	2 026	1 602	1 476	1 398
Zhetisu	-	-	-	346	921
Karagandy	3 726	2 658	2 097	1 650	1 421
Kostanay	3 301	2 286	1 616	1 436	1 123
Kyzylorda	1 493	1 044	848	860	820
Mangystau	2 170	1 689	1 448	1 292	1 086
Pavlodar	2 042	1 672	1 443	1 245	1 168
Soltustik Kazakhstan	2 310	1 632	1 197	1 215	931
Turkistan	2 868	2 277	1 914	1 943	1 737
Ulytau	-	-	-	75	303
Shygys Kazakhstan	4 991	3 550	2 618	1 881	1 123
Astana city	4 982	3 818	3 309	3 548	3 595
Almaty city	7 219	5 069	4 451	5 006	5 322
Shymkent city	2 313	1 871	1 606	1 951	2 056
Transport region	794	573	612	468	448
Committed by military personnel	237	178	205	201	174
Special facility (Baikonur)	195	328	258	120	79

8.10 Number of convicted persons aged 18-34 years old for certain types of crimes (according to sentences that have entered into legal force)

	2019	2020	2021	2022	2023
people					
Convicted persons aged 18-34 years old – Total					
Including:	16 195	16 495	16 236	15 522	16 405
murder	362	274	304	210	183
deliberate infliction of grievous bodily harm	1 123	957	854	781	774
rape	115	151	132	126	96
frauding	948	1 103	1 495	1 533	2 168
theft	3 093	4 722	4 850	5 123	4 954
robbery with violence	1 625	1 027	834	836	972
robbery	406	254	161	127	110
extortion	151	98	145	137	152
unlawful seizure of a vehicle without the purpose of theft (hijacking)	109	113	135	133	163
illegal actions and violation of the rules for handling narcotic drugs and psychotropic substances	1 986	2 288	1 932	1 692	1 897

8.11 Number of victims aged 18-34 years from committed crimes

	2019	2020	2021	2022	people 2023
Victims 18-34 years old – Total of them:	85 695	55 230	52 848	52 072	43 419
especially grave	326	295	282	243	192
grievous	8 289	13 690	12 852	14 538	19 835
their proportion in the total number (percentage)	10,1	25,3	24,8	28,4	46,1
Including by types of crime:					
murder	295	266	246	192	160
deliberate infliction of grievous bodily harm	859	736	665	613	670
rape	529	226	196	139	115
robbery	181	91	108	62	50
robbery with violence	2 731	1 270	1 082	1 002	842
theft	50 717	23 882	20 289	21 296	14 974
extortion	167	165	167	227	313
frauding	15 205	15 701	18 290	17 958	16 981
hooliganism	3 159	1 319	1 319	1 158	817
violation of traffic rules or the operation of vehicles by persons driving vehicles	1 185	916	1 017	1 158	1 137
unlawful seizure of a car or other vehicle without the purpose of theft	1 132	726	672	603	534

9. Education

9.1 The age composition of students in organizations of technical and vocational, post-secondary education at the beginning of the 2023-2024 academic year

	Total students	Of them by age																												people						
		14 years old		15 years old		16 years old		17 years old		18 years old		19 years old		20 years old		21 years old		22 years old		23 years old		24 years old		25 years old		26 years old		27 years old			28 years old		29 years old		34 years old	
		old	old	old	old	old	old	old	old	old	old	old	old	old	old	old	old	old	old	old	old	old	old	old	old	old	old	old	old		old	old	old	old		
		Both genders																																		
Republic of Kazakhstan	516 533	2 495	65 405	112 600	121 222	96 909	48 231	17 118	7 452	4 987	3 940	3 357	3 394	3 316	3 251	3 321	3 494	16 041																		
Abay	19 463	161	2 325	3 673	4 082	3 473	1 902	766	350	245	194	178	200	193	193	191	204	1 133																		
Akmola	19 957	109	1 499	4 698	4 965	4 352	2 255	693	240	132	93	85	59	86	66	74	96	455																		
Aktobe	26 752	200	3 452	4 849	5 927	5 086	2 445	780	368	307	303	256	272	291	309	284	310	1 313																		
Almaty	17 761	144	2 142	4 252	4 236	3 176	1 548	508	203	142	125	117	86	92	107	114	116	653																		
Atyrau	19 669	7	2 762	4 171	5 860	3 709	1 445	411	142	104	107	92	90	99	82	99	82	407																		
Batys Kazakhstan	15 404	2	1 629	2 890	3 408	2 925	1 561	606	260	207	164	159	157	163	149	156	160	808																		
Zhambyl	25 696	18	3 807	5 815	6 093	4 686	2 229	826	380	254	216	163	120	108	155	148	155	523																		
Zhetisu	13 532	39	1 351	2 562	3 089	2 532	1 477	556	257	169	130	126	126	127	111	126	124	637																		
Karagandy	32 486	198	4 089	7 097	7 459	6 053	2 964	1 189	627	423	294	214	192	155	149	175	215	993																		
Kostanay	20 905	545	2 733	4 768	5 124	3 727	1 730	495	190	151	136	113	93	104	96	90	116	694																		
Kyzylorda	19 208	6	2 951	4 406	4 277	3 626	1 599	484	206	174	138	101	137	117	123	116	132	615																		
Mangystau	20 836	23	2 599	4 386	5 133	3 669	1 609	689	415	293	221	166	183	175	182	164	164	765																		
Pavlodar	21 044	101	2 047	4 631	4 861	4 332	2 367	722	219	163	95	93	102	117	110	135	117	832																		
Soltustik Kazakhstan	10 384	116	981	2 095	2 507	2 024	1 074	380	177	104	93	63	77	65	62	67	90	409																		
Turkistan	37 709	189	5 113	7 308	7 843	6 352	3 527	1 673	794	517	427	419	418	408	429	410	366	1 516																		
Ulytau	5 865	7	951	1 191	1 436	957	332	148	73	71	42	52	37	80	100	70	59	259																		
Shyys Kazakhstan	17 657	65	1 792	4 007	4 230	3 483	1 913	622	197	134	89	82	82	77	108	81	119	576																		
Astana city	36 086	183	5 515	9 503	8 624	6 459	3 012	888	328	204	136	104	138	131	94	121	126	520																		
Almaty city	85 072	321	11 687	20 693	21 332	16 425	7 517	2 211	875	509	440	346	400	266	215	247	308	1 280																		
Shymkent city	51 047	61	5 980	9 605	10 736	9 863	5 725	2 471	1 158	684	497	428	425	462	411	453	435	1 653																		
		Men																																		
Republic of Kazakhstan	273 456	1 242	36 742	63 914	66 037	51 177	23 893	7 989	3 656	2 476	1 822	1 527	1 440	1 385	1 301	1 369	1 364	6 122																		
Abay	10 100	114	1 273	2 021	2 182	1 816	1 008	430	197	126	102	87	75	72	64	64	65	404																		
Akmola	11 022	30	760	2 426	2 452	2 643	1 402	462	150	80	51	61	29	50	36	46	54	290																		
Aktobe	13 990	97	1 850	2 670	3 206	2 662	1 280	420	217	168	160	126	116	126	127	136	136	493																		
Almaty	8 920	71	1 148	2 332	2 363	1 662	620	214	80	57	50	45	24	39	29	35	38	113																		
Atyrau	10 947	5	1 778	2 548	3 134	2 024	682	196	74	57	67	38	38	49	37	45	26	149																		
Batys Kazakhstan	8 084	1	1 000	1 673	1 989	1 485	697	244	118	109	69	74	63	62	60	66	58	316																		
Zhambyl	13 580	12	2 110	3 376	3 357	2 301	1 030	384	187	134	124	80	49	33	49	59	73	222																		
Zhetisu	6 763	16	759	1 400	1 663	1 250	645	244	124	92	56	54	51	56	45	46	38	224																		
Karagandy	17 265	114	2 187	3 877	4 000	3 233	1 557	579	313	192	139	102	127	99	77	86	86	497																		
Kostanay	11 100	215	1 374	2 567	2 804	2 034	989	261	100	89	62	58	52	45	49	35	49	317																		
Kyzylorda	10 362	1	1 737	2 603	2 438	1 900	798	207	103	76	46	35	52	34	45	38	46	203																		
Mangystau	11 078	21	1 446	2 658	2 957	1 923	766	279	187	116	75	62	65	63	70	63	52	275																		
Pavlodar	11 592	56	1 046	2 601	2 668	2 370	1 383	388	128	91	56	61	58	61	44	65	62	454																		

Continuation

	Number of students. Total		Of them by age																																			
			17 years old		18 years old		19 years old		20 years old		21 years old		22 years old		23 years old		24 years old		25 years old		26 years old		27 years old		28 years old		29 years old		30 years old		31 years old		32 years old		33 years old		34 years old	
			old	old	old	old	old	old	old	old	old	old	old	old	old	old	old	old	old	old	old	old	old	old	old	old	old	old	old	old	old	old	old	old	old	old		
Ulytau	1 238	67	134	159	181	152	110	78	67	38	43	36	41	78	54	-	-	-	-	-	-	-	-	-	-	-	-	-	-	-	-	-	-	-	-	-		
Shyys Kazakhstan	13 003	1 376	2 142	2 623	2 451	1 243	631	390	233	210	205	186	187	210	185	194	169	191	177	-	-	-	-	-	-	-	-	-	-	-	-	-	-	-	-	-	-	
Astana city	73 266	11 505	17 962	15 936	13 199	7 273	3 072	1 791	1 093	410	198	192	136	119	103	89	72	58	58	-	-	-	-	-	-	-	-	-	-	-	-	-	-	-	-	-	-	
Almaty city	182 635	23 549	38 101	39 678	34 363	20 976	9 670	6 141	2 920	1 775	1 197	855	719	715	1 251	292	145	155	133	-	-	-	-	-	-	-	-	-	-	-	-	-	-	-	-	-		
Shymkent city	80 697	7 308	11 950	14 044	12 914	10 072	5 665	3 845	2 945	2 702	2 170	1 553	1 166	1 161	2 005	448	314	179	256	-	-	-	-	-	-	-	-	-	-	-	-	-	-	-	-	-		
Republic of Kazakhstan	270 157	29 914	49 227	52 293	47 699	32 164	16 992	10 790	6 959	5 185	4 204	3 114	2 446	2 287	2 867	1 230	998	831	957	-	-	-	-	-	-	-	-	-	-	-	-	-	-	-	-	-	-	
Men																																						
Abay	6 842	589	821	1 013	953	903	503	317	254	250	228	232	144	160	105	98	109	76	87	-	-	-	-	-	-	-	-	-	-	-	-	-	-	-	-	-	-	
Akmola	4 990	625	994	1 066	886	497	265	168	77	56	53	52	40	42	30	35	31	33	40	-	-	-	-	-	-	-	-	-	-	-	-	-	-	-	-	-	-	
Aktobe	9 586	1 250	1 900	1 899	1 745	1 045	619	406	171	72	69	91	68	46	58	47	36	36	28	-	-	-	-	-	-	-	-	-	-	-	-	-	-	-	-	-	-	
Almaty	3 713	722	791	867	692	351	186	52	29	12	6	3	1	-	1	-	-	-	-	-	-	-	-	-	-	-	-	-	-	-	-	-	-	-	-	-		
Atyrau	4 842	577	899	984	947	530	232	139	80	56	59	44	41	37	48	54	31	41	43	-	-	-	-	-	-	-	-	-	-	-	-	-	-	-	-	-	-	
Batys Kazakhstan	12 736	986	1 450	1 676	2 000	1 412	1 075	724	837	716	606	257	261	204	229	193	182	186	169	-	-	-	-	-	-	-	-	-	-	-	-	-	-	-	-	-	-	
Zhambyl	8 322	581	1 450	1 588	1 558	1 092	568	350	196	196	135	114	113	120	76	46	55	43	41	-	-	-	-	-	-	-	-	-	-	-	-	-	-	-	-	-	-	
Zhetisu	1 682	426	466	413	228	52	34	15	4	10	5	7	1	4	4	5	4	3	1	-	-	-	-	-	-	-	-	-	-	-	-	-	-	-	-	-	-	
Karagandy	17 495	1 636	2 935	3 229	3 326	2 088	1 117	751	440	289	230	218	182	161	613	83	67	67	63	-	-	-	-	-	-	-	-	-	-	-	-	-	-	-	-	-	-	
Kostanay	8 064	526	979	1 341	1 362	993	617	473	396	222	175	235	142	119	210	89	74	50	61	-	-	-	-	-	-	-	-	-	-	-	-	-	-	-	-	-	-	
Kyzylorda	7 342	253	740	1 171	1 194	648	562	411	319	483	428	360	285	271	146	29	39	3	-	-	-	-	-	-	-	-	-	-	-	-	-	-	-	-	-	-	-	
Mangystau	3 202	490	777	727	627	348	72	32	13	13	6	24	25	17	7	6	8	6	4	-	-	-	-	-	-	-	-	-	-	-	-	-	-	-	-	-	-	
Pavlodar	6 840	284	866	1 155	1 434	1 197	560	306	164	109	85	88	70	96	90	72	55	49	160	-	-	-	-	-	-	-	-	-	-	-	-	-	-	-	-	-	-	
Softustik Kazakhstan	3 456	479	721	714	797	402	153	85	37	31	11	6	4	3	2	2	3	3	3	-	-	-	-	-	-	-	-	-	-	-	-	-	-	-	-	-	-	
Turkistan	4 130	611	827	841	713	514	260	124	74	57	33	26	20	8	8	6	5	2	1	-	-	-	-	-	-	-	-	-	-	-	-	-	-	-	-	-	-	
Ulytau	865	26	91	84	142	95	91	60	54	32	34	24	35	59	38	-	-	-	-	-	-	-	-	-	-	-	-	-	-	-	-	-	-	-	-	-		
Shyys Kazakhstan	6 516	648	980	1 280	1 228	688	371	238	130	117	114	94	94	108	85	90	77	94	80	-	-	-	-	-	-	-	-	-	-	-	-	-	-	-	-	-	-	
Astana city	33 798	5 040	8 473	7 336	6 093	3 479	1 505	775	546	168	74	94	53	38	38	30	25	18	13	-	-	-	-	-	-	-	-	-	-	-	-	-	-	-	-	-	-	
Almaty city	87 503	10 833	17 527	18 468	16 007	10 696	5 411	3 351	1 578	969	677	434	405	334	441	175	65	68	64	-	-	-	-	-	-	-	-	-	-	-	-	-	-	-	-	-	-	
Shymkent city	38 233	3 332	5 967	6 441	5 767	5 134	2 791	2 013	1 560	1 327	1 176	711	462	460	638	170	132	53	99	-	-	-	-	-	-	-	-	-	-	-	-	-	-	-	-	-	-	
Women																																						
Republic of Kazakhstan	298 405	38 902	58 088	60 573	54 350	30 649	14 546	9 672	6 044	4 541	3 331	2 979	2 690	2 767	3 941	1 517	1 325	1 234	1 256	-	-	-	-	-	-	-	-	-	-	-	-	-	-	-	-	-	-	
Abay	10 714	1 427	1 663	1 667	1 504	862	732	440	379	315	205	230	195	202	208	184	160	149	192	-	-	-	-	-	-	-	-	-	-	-	-	-	-	-	-	-	-	-
Akmola	5 735	715	1 175	1 146	1 136	529	261	162	80	55	57	58	53	57	57	54	55	44	41	-	-	-	-	-	-	-	-	-	-	-	-	-	-	-	-	-	-	
Aktobe	12 821	2 075	2 504	2 393	2 355	1 139	479	404	333	200	177	131	104	87	91	90	93	88	78	-	-	-	-	-	-	-	-	-	-	-	-	-	-	-	-	-	-	
Almaty	4 327	887	1 106	1 099	844	267	78	28	9	4	1	2	1	-	-	-	-	-	-	-	-	-	-	-	-	-	-	-	-	-	-	-	-	-	-	-	-	
Atyrau	5 142	755	1 103	1 073	980	426	157	94	63	59	38	52	47	52	49	51	49	48	46	-	-	-	-	-	-	-	-	-	-	-	-	-	-	-	-	-	-	
Batys Kazakhstan	9 657	754	1 158	1 535	1 735	937	600	558	263	294	215	216	210	247	194	192	199	179	171	-	-	-	-	-	-	-	-	-	-	-	-	-	-	-	-	-	-	
Zhambyl	9 825	938	1 972	2 014	1 785	1 126	458	309	208	190	147	121	124	128	91	60	62	50	42	-	-	-	-	-	-	-	-	-	-	-	-	-	-	-	-	-	-	
Zhetisu	1 955	494	508	551	180	36	16	24	17	14	16	10	14	13	11	9	16	9	17	-	-	-	-	-	-	-	-	-	-	-	-	-	-	-	-	-	-	
Karagandy	19 306	2 537	3 611	3 840	3 837	1 982	842	527	329	219	169	183	180	184	359	126	132	124	125	-	-	-	-	-	-	-	-	-	-	-	-	-	-	-	-	-	-	
Kostanay	8 166	699	1 122	1 305	1 315	915	581	462	362	206	202	217	204	150	175	133	73	112	72	-	-	-	-	-	-	-	-	-	-	-	-	-	-	-	-	-	-	
Kyzylorda	7 864	851	845	1 030	904	804	737	534	415	354	253	217	304	230	303	50	20	4	9</																			

	Number of students. Total	Of them by age																																			
		17 years old		18 years old		19 years old		20 years old		21 years old		22 years old		23 years old		24 years old		25 years old		26 years old		27 years old		28 years old		29 years old		30 years old		31 years old		32 years old		33 years old		34 years old	
		old	young	old	young	old	young	old	young	old	young	old	young	old	young	old	young	old	young	old	young	old	young	old	young	old	young	old	young	old	young	old	young	old	young		
Ulytau	373	41	43	75	39	57	19	18	13	6	9	12	6	19	16	-	-	-	-	-	-	-	-	-	-	-	-	-	-	-	-	-	-	-	-	-	
Shygyz Kazakhstan	6 487	728	1 162	1 343	1 223	555	260	152	103	93	91	92	93	102	100	104	104	102	103	93	91	92	93	102	100	104	104	92	92	97	97	97	97	97	97	97	
Astana city	39 468	6 465	9 489	8 600	7 106	3 794	1 567	1 016	547	242	124	98	83	81	65	59	47	40	45	45	45	45	45	45	45	45	45	45	45	45	45	45	45	45	45	45	
Almaty city	95 132	12 716	20 574	21 210	18 356	10 280	4 259	2 790	1 342	806	520	421	314	381	810	117	80	87	69	69	69	69	69	69	69	69	69	69	69	69	69	69	69	69	69	69	69
Shymkent city	42 464	3 976	5 983	7 603	7 147	4 938	2 874	1 832	1 385	1 375	994	842	704	701	1 367	278	182	126	157	157	157	157	157	157	157	157	157	157	157	157	157	157	157	157	157	157	

9.4 Admission of students of higher education organizations by gender aged 14-34 at the beginning of the 2023-2024 academic year

	Total	Including														people
		men							women							
		14-17 years old	18-19 years old	20-24 years old	25-29 years old	30-34 years old	14-17 years old	18-19 years old	20-24 years old	25-29 years old	30-34 years old					
Republic of Kazakhstan	67 842	60 263	24 353	7 505	5 001	29 403	30 303	14 142	3 234	1 966	38 439	29 960	10 211	4 271	3 035	
Abay	2 020	1 406	1 494	655	470	797	626	701	275	164	1 223	780	793	380	306	
Akmola	1 135	1 132	474	127	104	441	510	272	56	31	694	622	202	71	73	
Aktobe	3 372	1 896	833	258	273	1 268	938	566	66	70	2 104	958	267	192	203	
Almaty	1 654	546	36	1	1	741	287	26	-	-	913	259	10	1		
Atyrau	1 334	911	453	178	176	580	507	289	92	79	754	404	164	86	97	
Batys Kazakhstan	1 527	1 380	2 457	804	580	766	744	1 605	427	260	761	636	852	377	320	
Zhambyl	1 501	2 305	788	300	243	566	1 036	402	130	104	935	1 269	386	170	139	
Zhetisu	900	227	133	70	64	363	97	47	18	10	537	130	86	52	54	
Karagandy	4 135	3 833	1 693	580	620	1 580	1 945	1 021	303	308	2 555	1 888	672	277	312	
Kostanay	1 282	1 659	1 615	493	221	535	852	918	203	99	747	807	697	290	122	
Kyzylorda	1 081	1 450	1 286	557	195	255	685	663	226	77	826	765	623	331	118	
Mangystau	998	890	283	75	50	411	514	98	37	22	587	376	185	38	28	
Pavlodar	704	1 729	1 409	285	266	276	865	956	146	121	428	864	453	139	145	
Soltustik Kazakhstan	876	703	157	14	5	494	439	115	2	4	382	264	42	12	1	
Turkistan	1 960	956	133	9	5	624	331	81	7	2	1 336	625	52	2	3	
Ulytau	67	123	107	57	49	26	94	85	46	32	41	29	22	11	17	
Shygyz Kazakhstan	1 361	1 122	701	228	219	642	593	467	123	115	719	529	234	105	104	
Astana city	11 781	10 140	1 434	160	103	5 222	5 099	714	68	39	6 559	5 041	720	92	64	
Almaty city	23 229	22 455	5 746	973	619	10 811	11 477	3 481	426	214	12 418	10 978	2 265	547	405	
Shymkent city	6 925	5 400	3 121	1 681	738	3 005	2 664	1 635	583	215	3 920	2 736	1 486	1 098	523	

9.5 Graduation of students of higher education organizations by gender under the age of 34 (inclusive) at the beginning of the 2023-2024 academic year

	Total	Including:		people
		men	women	
Republic of Kazakhstan	144 444	64 541	79 903	
Abay	4 315	1 866	2 449	
Akmola	3 727	1 770	1 957	
Aktobe	5 698	2 252	3 446	
Almaty	917	354	563	
Atyrau	2 289	886	1 403	
Batys Kazakhstan	6 243	3 250	2 993	
Zhambyl	7 328	3 110	4 218	
Zhetisu	1 328	530	798	
Karagandy	9 207	4 140	5 067	
Kostanay	4 200	1 812	2 388	
Kyzylorda	3 580	1 703	1 877	
Mangystau	1 424	634	790	
Pavlodar	3 422	1 658	1 764	
Soltustik Kazakhstan	1 657	746	911	
Turkistan	1 945	807	1 138	
Ulytau	258	170	88	
Shygys Kazakhstan	3 790	1 711	2 079	
Astana city	13 722	6 405	7 317	
Almaty city	36 990	16 531	20 459	
Shymkent city	32 404	14 206	18 198	

9.6 Number of undergraduates by age at the beginning of the 2023-2024 academic year

	people			
	Accepted in the reporting year in the reporting year		Graduated in the reporting year	
	magistrands	doctoral students	magistrands	doctoral students
Republic of Kazakhstan	14 342	1 686	21 436	1 854
Abay	222	37	1 498	49
Akmola	182	8	1 109	11
Aktobe	394	41	607	25
Almaty	143	11	204	10
Atyrau	203	3	201	-
Batys Kazakhstan	281	1	393	6
Zhambyl	345	13	924	16
Zhetisu	131	7	256	20
Karagandy	812	138	773	165
Kostanay	174	6	230	12
Kyzylorda	306	14	422	11
Mangystau	313	10	192	6
Pavlodar	368	18	615	34
Soltustik Kazakhstan	191	8	107	10
Turkistan	153	11	184	26
Ulytau	13	-	8	-
Shygys Kazakhstan	392	27	1 012	32
Astana city	3 587	551	2 934	483
Almaty city	5 261	706	5 690	858
Shymkent city	871	76	4 077	80

9.7 The number of undergraduates by age at the beginning of the 2023-2024 academic year

	Total	Of them by age						people	
		up to 21 years old	21 years old	22 years old	23 years old	24 years old	25 years old		26 years old
Republic of Kazakhstan	31 543	472	4 466	8 270	6 172	2 810	1 799	1 274	
Abay	765	26	105	197	118	55	21	23	
Akmola	527	10	110	135	75	33	31	27	
Aktobe	719	7	129	241	125	61	29	27	
Almaty	401	9	67	83	76	42	37	18	
Atyrau	368	1	61	98	57	25	18	22	
Batys Kazakhstan	786	6	78	198	132	71	50	37	
Zhambyl	894	-	72	142	134	65	98	82	
Zhetisu	366	29	104	82	31	16	16	11	

Continuation

	Total	Of them by age						
		up to 21 years old	21 years old	22 years old	23 years old	24 years old	25 years old	26 years old
Republic of Kazakhstan	31 543	472	4 466	8 270	6 172	2 810	1 799	1 274
Karagandy	1 428	8	224	406	323	118	70	54
Kostanay	359	2	45	87	87	23	22	10
Kyzylorda	698	8	91	194	113	55	50	29
Mangystau	462	3	62	103	94	66	25	22
Pavlodar	703	16	58	155	145	80	43	30
Soltustik Kazakhstan	251	8	54	74	42	17	5	5
Turkistan	324	3	51	115	59	33	12	4
Ulytau	19	1	1	7	7	1	1	-
Shygys Kazakhstan	1 097	14	130	272	213	81	62	33
Astana city	6 580	211	1 009	1 777	1 379	608	285	170
Almaty city	10 759	99	1 588	2 998	2 356	1 043	609	428
Shymkent city	4 037	11	427	906	606	317	315	242

Continuation

	Of them by age			
	27 years old	28 years old	29 years old	30-34 years old
Republic of Kazakhstan	1 150	920	919	3 291
Abay	15	19	30	156
Akmola	12	17	11	66
Aktobe	17	14	26	43
Almaty	7	7	9	46
Atyrau	20	9	13	44
Batys Kazakhstan	31	25	32	126
Zhambyl	65	54	39	143
Zhetisu	13	8	15	41
Karagandy	35	30	24	136
Kostanay	13	9	14	47
Kyzylorda	34	28	18	78
Mangystau	15	13	15	44
Pavlodar	29	18	26	103
Soltustik Kazakhstan	6	5	6	29
Turkistan	10	9	4	24
Ulytau	-	-	-	1
Shygys Kazakhstan	30	38	45	179
Astana city	171	136	139	695
Almaty city	292	239	246	861
Shymkent city	335	242	207	429

9.8 Number of doctoral students by age at the beginning of the 2023-2024 academic year

people

	Total	Of them by age					
		up to 23 years old	23 years old	24 years old	25 years old	26 years old	27 years old
Republic of Kazakhstan	3 775	11	82	205	348	405	407
Abay	83	-	-	-	2	5	7
Akmola	21	-	-	1	1	1	-
Aktobe	48	-	-	-	-	1	8
Almaty	49	-	2	3	7	8	10
Atyrau	4	-	-	-	2	-	1
Batys Kazakhstan	6	-	-	-	1	1	1
Zhambyl	17	-	-	-	3	3	1
Zhetisu	89	-	1	3	4	2	9
Karagandy	186	-	-	9	19	26	27
Kostanay	22	-	1	2	-	-	2
Kyzylorda	15	-	-	-	2	2	4
Mangystau	9	-	-	1	-	1	-
Pavlodar	42	-	2	-	3	5	7
Soltustik Kazakhstan	5	-	1	-	2	-	-
Turkistan	28	-	1	-	1	2	2
Ulytau	-	-	-	-	-	-	-
Shygys Kazakhstan	82	-	4	8	3	10	8
Astana city	1 232	7	31	72	109	123	119
Almaty city	1 704	4	35	99	182	203	189
Shymkent city	133	-	4	7	7	12	12

Continuation

	Of them by age			
	28 years old	29 years old	30–34 years old	
Republic of Kazakhstan	387	365		1565
Abay	7	11		51
Akmola	1	-		17
Aktobe	4	12		23
Almaty	4	3		12
Atyrau	-	-		1
Batys Kazakhstan	-	-		3
Zhambyl	2	2		6
Zhetisu	4	3		63
Karagandy	28	21		56
Kostanay	5	1		11
Kyzylorda	-	3		4
Mangystau	-	4		3
Pavlodar	4	1		20
Soltustik Kazakhstan	-	-		2
Turkistan	2	5		15
Ulytau	-	-		-
Shygys Kazakhstan	5	5		39
Astana city	120	119		532
Almaty city	187	163		642
Shymkent city	14	12		65

9.9 Number of employees who have performed R&D and have a scientific degree by age

	Total	Including		people
		up to 25 years old	25-34 years old	
Number of employees engaged in R&D*, at the end of 2023				
Research Specialists	21 534	1 038		4 991
of them Women	11 982	627		2 810
of them have a scientific and academicdegrees:	17 146	455		3 915
doctor by profile	85	-		4
of them Women	48	-		4
Doctor of Philosophy (PhD)	3 456	-		717
of them Women	1 806	-		361
Doctor of sciences	2 060	-		23
of them Women	848	-		4
Candidate of sciences	4 837	-		73
of them Women	2 872	-		28
magister	6 708	455		3 098
of them Women	3 998	272		1 791

* Research and development work.

10. Civil service¹⁾

10.1 The number of civil servants in the republic under the age of 35 by category groups

Category	2019 ²⁾		2020 ²⁾		2021 ²⁾		2022 ²⁾		2023	
	civil servants under 29 years old	percentage of the actual number of civil servants	civil servants under 29 years old	percentage of the actual number of civil servants	civil servants under 29 years old	percentage of the actual number of civil servants	civil servants under 29 years old	percentage of the actual number of civil servants	civil servants under 35 years old	percentage of the actual number of civil servants
Political civil servants	4	0.6	2	0.3	1	0.1	2	0.3	24	3.3
Civil servants of Corps "A"	-	-	-	-	-	-	-	-	-	-
Civil servants of Corps B. Including: category group A	20 500	23.2	19 105	21.8	15 860	19.3	14 988	18.0	29 329	35.7
Category group B	13	4.4	10	3.3	3	1.0	1	0.3	9	2.9
Category group C	133	10.8	154	11.2	209	13.3	249	14.3	636	34.9
Group of categories C-O	2 029	25.8	1 939	24.2	1 562	20.8	1 469	19.6	2 859	38.2
Category group C-R	3 565	18.0	3 271	16.7	2 775	15.4	2 838	14.9	5 716	30.0
Category group D	5 012	29.8	4 848	28.9	4 202	27.0	4 065	26.7	6 295	42.9
Category group D-O	320	16.0	302	15.0	289	14.9	276	13.1	687	31.2
Category group D-R	2 489	28.0	2 370	25.9	1 910	22.6	1 734	20.2	3 463	40.7
Category group E	-	-	-	-	9	6.6	2	2.3	54	17.6
Category group E-R	1 359	23.7	1 335	22.7	1 067	19.0	993	17.5	2 122	37.2
Category group E-G	2 992	20.0	2 615	18.6	1 929	15.4	1 700	13.4	3 881	31.7
Total civil servants in the republic	2 588	24.3	2 261	21.6	1 905	18.5	1 661	16.1	3 616	36.2
	20 504	23.0	19 107	21.6	15 861	19.2	14 990	17.9	29 362	35.4

¹⁾ According to the Agency of the Republic of Kazakhstan for Civil Service Affairs.

²⁾ Hereinafter the number of civil servants under 29 years of age.

10.2 Number of civil servants of central government bodies under the age of 35

as a percentage of the actual number

Name of the government body	2019 ²⁾	2020 ²⁾	2021 ²⁾	2022 ²⁾	2023
Administration of the President of the Republic of Kazakhstan	3.1	2.6	0.8	0.2	2.1
Office of the Prime Minister of the Republic of Kazakhstan	8.9	7.4	17.8	23.9	46.0
Supreme Court of the Republic of Kazakhstan	42.9	41.3	37.6	36.9	57.4
General Prosecutor's Office of the Republic of Kazakhstan	23.2	18.0	12.8	12.8	27.6
Constitutional Council of the Republic of Kazakhstan	6.0	9.4	9.4	3.0	27.0
Senate of the Parliament of the Republic of Kazakhstan	8.8	9.8	7.7	8.0	28.8
Mazhilis of the Parliament of the Republic of Kazakhstan	7.7	6.8	7.3	8.3	21.6
Archive of the President of the Republic of Kazakhstan	1.9	1.9	3.8	-	-
National Center for People Rights	27.3	25.0	16.7	21.2	32.5
Accounts Committee for Control over Execution of the Republican Budget of the Republic of Kazakhstan	11.3	7.1	7.0	6.3	-
Administrative Department of the President of the Republic of Kazakhstan	13.6	10.6	12.9	13.3	27.0
Logistics Department	-	12.5	-	-	-
Central Election Commission of the Republic of Kazakhstan	-	2.4	-	-	2.4
Agency of the Republic of Kazakhstan for Civil Service Affairs	24.3	21.1	18.7	19.9	44.9
Office of the First President of the Republic of Kazakhstan	7.0	-	-	-	-
Office of the Supreme Judicial Council of the Republic of Kazakhstan	20.0	16.0	16.0	8.7	31.8
Anti-Corruption Agency of the Republic of Kazakhstan	37.0	23.7	27.7	15.8	43.8
Medical Center of the Administrative Department of the President of the Republic of Kazakhstan	-	3.7	-	-	-
The Agency for Strategic Planning and Reforms of the Republic of Kazakhstan	-	15.0	11.0	9.8	23.3
Agency for protection and development of completion of the Republic of Kazakhstan	-	31.0	26.9	28.0	52.5
Financial Monitoring Agency of the Republic of Kazakhstan	-	-	25.0	21.9	54.6
High Judicial Council of the Republic of Kazakhstan	-	-	-	-	23.5
Ministry of National Economy of the Republic of Kazakhstan	22.4	35.3	30.3	29.2	50.5
Ministry of Industry and Infrastructure Development of the Republic of Kazakhstan	27.9	26.5	25.0	24.5	-
Ministry of Science and Higher Education of the Republic of Kazakhstan	12.7	11.5	9.8	6.8	26.0
Ministry of Finance of the Republic of Kazakhstan	18.5	17.4	15.2	14.6	30.6
Ministry of Foreign Affairs of the Republic of Kazakhstan	16.0	12.0	10.7	4.2	23.5
Ministry of Energy of the Republic of Kazakhstan	29.0	28.4	24.3	24.3	51.7
Ministry of Internal Affairs of the Republic of Kazakhstan	21.0	18.8	18.5	17.4	30.8
Ministry of Culture and Sports of the Republic of Kazakhstan	22.0	20.5	18.7	20.6	-
Ministry of Health of the Republic of Kazakhstan	24.6	24.7	24.4	24.2	37.4
Ministry of Agriculture of the Republic of Kazakhstan	19.9	21.3	19.9	21.1	32.8
Ministry of Defense of the Republic of Kazakhstan	4.0	3.4	-	-	7.7
Ministry of Justice of the Republic of Kazakhstan	21.5	20.5	21.0	17.8	35.1
Ministry of Labor and Social Protection of the Population of the Republic of Kazakhstan	15.9	16.0	13.4	10.3	27.0
Ministry of Digital Development. Innovation and Aerospace Industry of the Republic of Kazakhstan	31.0	30.1	29.7	24.8	50.2
Ministry of Information and Social Development of the Republic of Kazakhstan	35.5	34.1	29.0	28.6	-
Ministry of Trade and Integration of the Republic of Kazakhstan	30.8	29.8	25.4	25.1	44.0
Ministry of Ecology. Geology and Natural Resources of the Republic of Kazakhstan	19.9	19.9	17.7	18.1	31.9
Ministry for Emergency Situations of the Republic of Kazakhstan	-	22.1	19.0	17.9	33.5
Ministry of Education of the Republic of Kazakhstan	-	-	-	10.2	17.5
Ministry of Water Resources and Irrigation of the Republic of Kazakhstan	-	-	-	-	28.5
Ministry of Transport of the Republic of Kazakhstan	-	-	-	-	36.9
Ministry of Industry and Construction of the Republic of Kazakhstan	-	-	-	-	44.0
Ministry of Culture and Information of the Republic of Kazakhstan	-	-	-	-	48.9
Ministry of Tourism and Sports of the Republic of Kazakhstan	-	-	-	-	41.3

10.3 Share of civil servants in local executive bodies under the age of 35

as a percentage of the actual number

	2019 ²⁾	2020 ²⁾	2021 ²⁾	2022 ²⁾	2023
Abay	-	-	-	14.5	34.3
Akmola	21.2	19.4	15.7	14.3	30.3
Aktobe	28.3	25.1	22.3	20.2	40.4
Almaty	24.0	21.6	18.9	16.4	37.1
Atyrau	25.4	23.6	19.6	16.0	36.9
Batys Kazakhstan	25.0	21.5	18.0	15.7	34.7
Zhambyl	25.1	23.0	19.3	15.9	37.0
Zhetisu	-	-	-	15.5	35.2
Karagandy	20.3	19.7	16.9	14.0	30.9
Kostanay	21.5	20.4	17.3	14.4	32.3
Kyzylorda	14.8	14.3	11.0	10.3	26.2
Mangystau	31.9	30.3	28.0	24.8	48.7
Pavlodar	20.2	17.3	13.6	11.7	30.2
Soltustik Kazakhstan	19.0	18.1	15.1	13.1	29.9
Turkistan	25.2	23.0	19.5	18.7	39.3
Ulytau	-	-	-	19.7	35.3
Shygys Kazakhstan	18.5	18.0	15.0	14.3	30.2
Astana city	26.4	25.5	25.0	22.7	48.0
Almaty city	31.0	29.7	25.2	23.2	46.6
Shymkent city	27.7	23.8	22.6	21.5	45.0

Methodological notes

Youth - citizens of the Republic of Kazakhstan aged 14-28 years in accordance with the Law of the Republic of Kazakhstan dated February 9, 2015 No. 285-V «On State Youth Policy».

Current estimates at the beginning of the year are calculated on the basis of the results of the last population census, to which the number of births and arrivals to a given territory is added annually and from which the number of deaths and those who left the given territory are subtracted. Current estimates of the population size over the past years are updated based on the results of the next census. Calculations of the number of young people are made for Kazakhstan as a whole and its individual administrative-territorial units.

The number of young people is divided into urban and rural populations.

Urban population - the population living in urban settlements. Urban settlements include cities of republican, regional and district significance as well as villages located on the territory of their administrative subordination.

Rural population - the population living in rural areas. Localities that are not classified as urban are considered rural.

Age-specific fertility rates are calculated as the ratio of the number of births per year among women of a given age group to the average annual number of women of this age. When calculating the coefficient for the age group up to 20 years old, the number of women aged 15-19 years old was taken as the denominator. When calculating the coefficient for the age group 15-49 years old, the numerator includes all Borns, including those born to mothers under the age of 15 years old and 50 years old and older.

Information on marriages and divorces (dissolved marriages) is based on the annual statistical processing of the data contained in the acts of civil status compiled for each such event by the Civil registration authorities, as well as by the decision of the courts on the dissolution of marriage. The data in the tables cover only cases of marriages registered by the Civil registration authorities.

The age of those who got married was calculated as the time interval between the date of marriage registration and the date of birth. The legal age for marriage in Kazakhstan is 18 years old for men and women. Local governments have the right at the request of persons wishing to marry to allow persons who have reached the age of 16 years old to marry.

The date of marriage is considered the date of its registration with the Civil Registry Office. A marriage is considered dissolved from the moment of registration of its dissolution (from the moment of divorce).

Information about deaths is obtained on the basis of the annual statistical development of the data contained in the acts of civil status on death, compiled by the Civil Registry Office.

Registration of death is carried out at the place of the last permanent residence of deceased or at the place of death on the basis of a medical certificate of death.

Age-specific mortality rates are calculated as the ratio of the number of deaths at a given age during a calendar year to the average annual number of persons of a given age. Similarly, mortality rates by causes of death are calculated as the ratio of the number of deaths from the specified causes of death to the average annual population.

Population migration - the movement of people (migrants) across the borders of certain regions with a change of residence. The number of persons arriving and departing is determined as a result of the development of information on registration for permanent residence received from the Ministry of Internal Affairs of the Republic of Kazakhstan.

Labor force - employed and unemployed population.

The share of the labor force in the population is the share of the labor force in the total population aged 15 years and older, measured as a percentage.

An employed person is an individual who carries out activities for payment or by extracting income through the use of property, the production and sale of goods, the performance of works, the provision of services.

The employment rate of the population is the share of the number of people employed in the economy in the total population aged 15 years and older, or in the labor force, measured as a percentage.

Employed (working) population - all persons of the appropriate age who, according to their condition, during a certain short period equal to one week, can be assigned to one of the following categories:

- a) «employee»;
- b) «self-employed employee».

Employees are persons working under a contract of employment that provides for payment (remuneration) in the form of salary, bonuses, allowances, etc, or in kind.

Self-employment is employment in which the amount of remuneration directly depends on the in-

come received from the production (sale) of goods and services (where own consumption is considered as part of income).

In accordance with the International Classification of Employment Status (employment status), the following groups of self-employed workers are defined:

Employers are persons who manage their own enterprise or are engaged in independent entrepreneurial activity in some kind of economic activity and have one or more employees.

Independent workers are persons who working independently or with one or more partners are engaged in self-employment activities and do not hire employees on a permanent basis. Unpaid employees of family enterprises (farms) are persons, as a rule, working without remuneration at an enterprise (farm) managed by a related person.

Members of a production cooperative are persons who are members of a labor cooperative engaged in entrepreneurial activity.

An unemployed person is an individual who is looking for a job and is ready to start work.

Pupils, students, pensioners and the disabled are counted as unemployed if they were looking for work and were ready to start it.

The unemployment rate is the percentage of the number of unemployed in the workforce measured as a percentage.

The youth unemployment rate at the age of 15-34 is the share of the unemployed population aged 15-34 in the workforce at the same age measured as a percentage (the age of attribution to youth according to the standards of the International Labor Organization).

The youth unemployment rate at the age of 15-34 years is the share of the unemployed population aged 15-34 years in the workforce at the same age measured as a percentage (the age of attribution to youth according to the Law of the Republic of Kazakhstan «On State Youth Policy in the Republic of Kazakhstan»).

The long-term unemployment rate is the percentage of the unemployed population that has been unemployed for 1 year or more in the workforce measured as a percentage.

Persons who are not part of the labor force - persons who are not employed or unemployed. The proportion of persons who are not part of the labor force in the population is the proportion of the number of persons who are not part of the labor force in the total population aged 15 years and older measured as a percentage.

The classification of types of economic activity is given in accordance with the General Classifier of Types of Economic Activity (OKED), authentic to the European Classifier of Types of Economic Activity (NACE); occupations - according to the State Classifier of Occupations.

Youth-NEET - the proportion of young people who do not work (unemployed or not in employment) and do not study as a percentage of the total number of young people (According to the ILO methodology «Indicators of Decent Work. Concepts and definitions»). Criminality - socio-legal phenomenon, including crimes committed in a particular area for a specific period of time and is characterized by quantitative and qualitative indicators.

Underage delinquency - the totality of crimes committed by teenagers, which at the time they committed the crime was fourteen, but under eighteen years old.

Registered crime - Identification and officially registered socially dangerous act provided for in criminal law.

Persons who have committed crimes - officially registered persons on whom criminal cases have been initiated.

Grave and especially grave crimes - acts that pose an increased public danger provided for by paragraphs 4 and 5 of Article 10 of the Penal Code of the Republic of Kazakhstan.

Robbery - an attack with the aim of stealing someone else's property committed with the use of violence dangerous to life or health or with the threat of such violence.

Hooliganism - particularly audacious violation of public order, expressing clear disrespect for society, accompanied by violence on citizens or threat of its use, as well as the destruction or damage of another's property, or committing indecent acts other than exceptional cynicism.

Convicted - persons against whom the courts have passed convictions that have entered into legal force.

A person convicted of a crime shall be considered convicted from the date the court's judgment of guilty enters into legal force until the moment the conviction is canceled or the criminal record was cleared.

The number of higher education organizations includes universities, academies, institutes, institutions equated to them (conservatories, higher schools, higher schools), as well as affiliated branches, faculties, departments of the department, etc.

All data are grouped by type of education, ownership, tuition fees (due to state educational grants; on a paid basis, etc.).

The number of students includes the number of students in higher education institutions. Data on the number of students are presented by courses, gender, age, specialties.

The number of organizations of technical and vocational education includes vocational lyceums and colleges that train qualified specialists in technical and service labor in the main areas of socially useful professional activity.

Vocational lyceums - schools that implement general educational programs of general secondary education and professional training programs of technical and vocational education to train skilled personnel, technical and service labor.

Master - a degree awarded to persons who have mastered the educational programs of the magistracy.

A civil servant - a citizen of the Republic of Kazakhstan. which occupies in the legislation of the Republic of Kazakhstan paid from the state or local budgets or from the National Bank of Kazakhstan public office and exercising official powers for the implementation of the tasks and functions of the government.

Political civil servant - a civil servant whose appointment (election). release and activities are politically defining in nature and who is responsible for political goals and objectives.

Civil servants corps «A» - administrative public office management level which provides a special procedure for the selection of the personnel reserve, competitive selection, transmission and termination of public service defined by the President of the Republic of Kazakhstan as well as special eligibility requirements.

Civil servants in Corps «B» - administrative civil service positions not included in Corps «A».

Youth of Kazakhstan / statistical compilation / Astana 2024

Responsible for the release:
Agency for Strategic Planning and Reforms
of the Republic of Kazakhstan
Bureau of National Statistics
Department of Social and Demographic Statistics
Director of the Department
Khanzhigitov N.E.
Tel. +7 7172 749061

Computer layout and design: LLP «Rizyq»