

"Main indicators of the labor market in the Republic of Kazakhstan"

- Employment and unemployment¹⁾

Employment and unemployment

Release date: 13.02.2023

Next release date: 29.03.2023 (year)

[1. Key points](#)

[2. Situation on the labor market](#)

[3. Dynamics of labor market indicators](#)

[4. Glossary](#)

[5. Methodological explanations](#)

[6. Links to related publications](#)

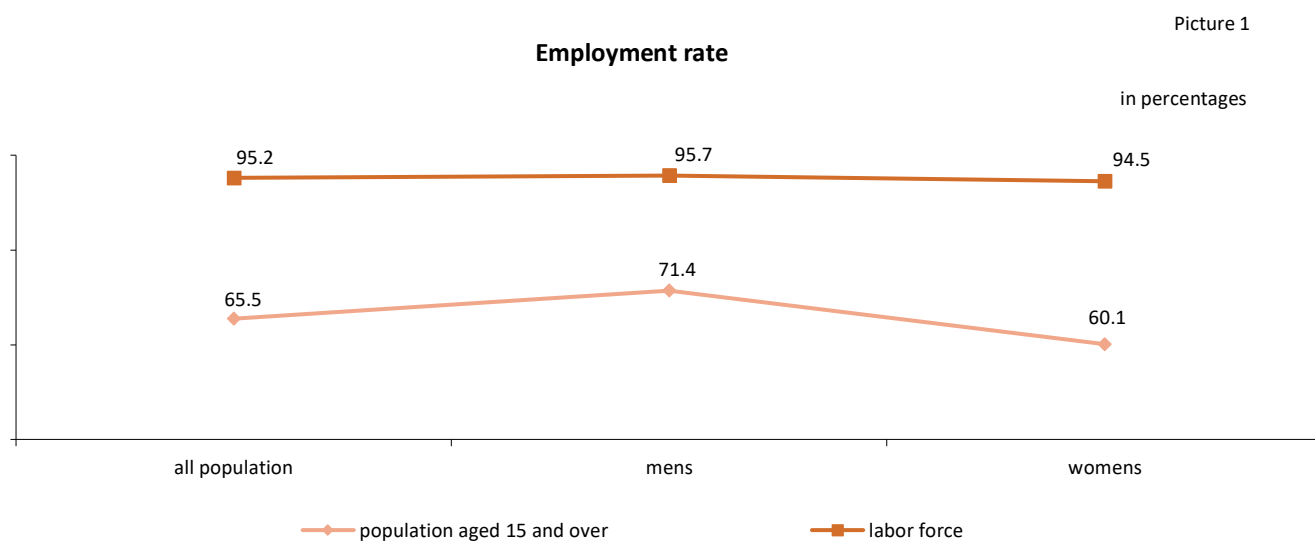
[7. Useful links](#)

[1. Key points](#)

Employment rate to the population aged 15 and over in the IV quarter of 2022 amounted to 65.5%, to the labor force - 95.2%. Unemployment rate (according to the methodology of the International Labor Organization) for the IV quarter of 2022 remained stable and amounted to 4.8%. The number of unemployed (according to ILO methodology) amounted to 456.1 thousand people. The proportion of NEET youth who are neither employed nor engaged in education or vocational training was 6.3%.

At the end of January this year, according to the Ministry of Labor and Social Protection of the Population of the Republic of Kazakhstan, 122.5 thousand people applied to the employment authorities as job seekers. A total of 55.3 thousand employment measures were provided, 10.3 thousand people were sent for vocational training or retraining, advanced training, and 33.4 thousand people took part in public works.

¹⁾Здесь и далее пересчитанные данные с учетом уточненной численности населения по итогам Переписи населения 2021 года.



[2. Situation on the labor market](#)

According to the sample survey of employment of the population for the IV quarter of 2022. 9 million people were employed in various sectors of the economy of Kazakhstan, of which 6.9 million people worked for hire (76.7% of the total number of people employed in the economy), 2.1 million people were self-employed (23.3% of the total number of people employed in the economy).

Compared to the 4 quarter of 2022 Total employment by 153.6 thousand people, mainly due to employees (113.9 thousand people), the number of self-employed (39.8 thousand people).

The largest share of employees was observed in trade (16.8%), education (12.9%), industry (12.4%) and agriculture (12%).

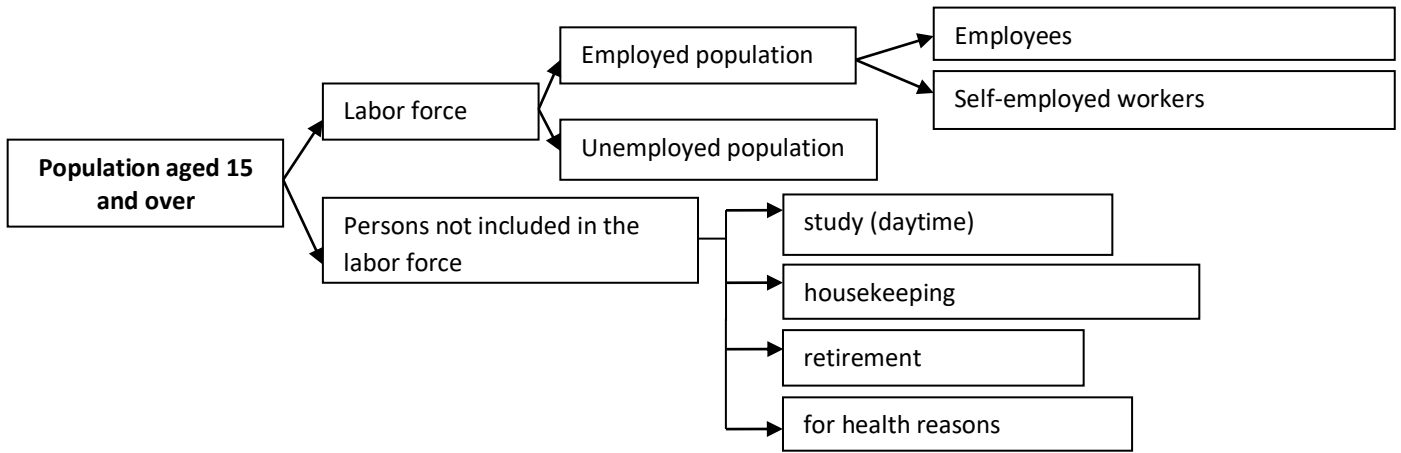
The number of people (worked fewer hours due to a decrease in the volume of work at the initiative of the employer has a flexible work schedule and other reasons) who are not fully employed decreased by 9% compared to the previous quarter and amounted to 268.9 thousand people.

At the main job, on average, the actual hours worked per week per one employed population amounted to 39 hours, per employee - 41 hours, per self-employed worker - 34 hours.

The number of people who were unemployed but were not looking for a job or were not ready to start working (potential labor force) amounted to 39.5 thousand people.

The proportion of people not in the labor force was 31.2% of the population aged 15 and over.

Methodology for the formation of the main indicators of the labor market



Spreadsheets (quarterly, annual)

- [Labor force](#)
- [Employed population](#)
- [Self-employment](#)
- [Self-employed by income level](#)
- [Working time](#)
- [Unemployed population](#)
- [Persons not in the labor force](#)

3. Dynamics of labor market indicators

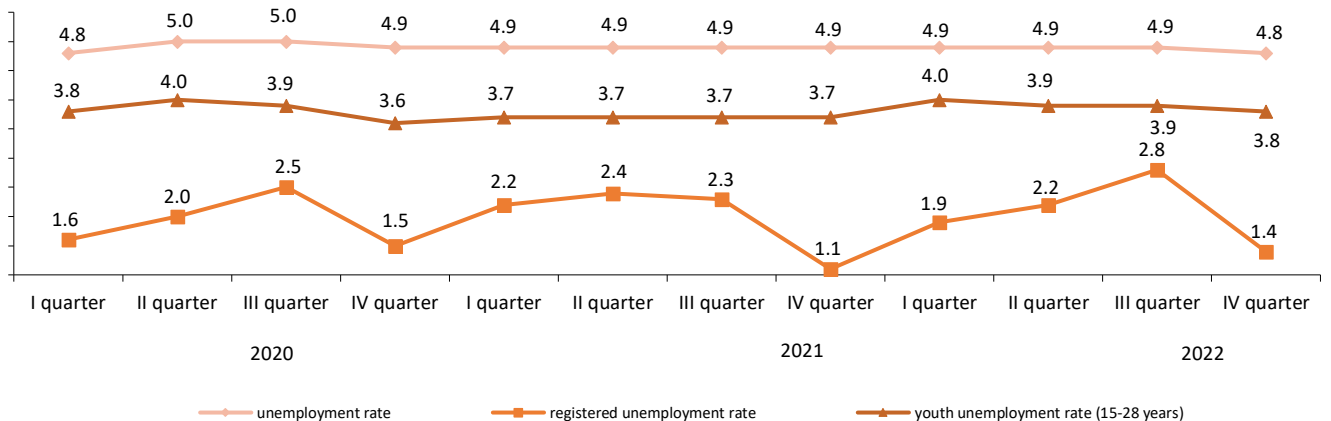
The unemployment rate decreased to the level of 4.9 compared to the IV quarter of 2021 years. Officially at the end of January this year in the employment agencies of the Ministry of Labor and Social Protection of the Republic of Kazakhstan 212.1 thousand people were registered as unemployed. The share of registered unemployed increased by 0.5 points compared to the III quarter of this year and amounted to 2.3% percent of the workforce.

The unemployment rate among young people aged 15 to 28 years compared to the IV quarter of 2021 years increased by 0.1 point and amounted to 3.8%.

Figure 2

Unemployment rates

in percentages



Key Labor Market Indicators

	Labor force, people	Employed population, people	Including		Unemployed population, people	Unemployment rate, %	Youth unemployment rate, % (aged 15-28)	Persons not included in the labor force, people
			wage-earners	self-employed workers				
2020								
I quarter	9 236 463	8 794 054	6 747 145	2 046 909	442 409	4,8	3,8	4 003 320
II quarter	9 157 672	8 703 701	6 659 193	2 044 508	453 971	5,0	4,0	4 082 503
III quarter	9 167 894	8 713 145	6 652 792	2 060 353	454 749	5,0	3,9	4 078 644
IV quarter	9 197 463	8 744 477	6 675 519	2 068 958	452 986	4,9	3,6	4 045 322
2021								
I quarter	9 232 393	8 781 122	6 702 718	2 078 404	451 271	4,9	3,7	4 108 763
II quarter	9 256 383	8 805 024	6 700 319	2 104 705	451 359	4,9	3,7	4 072 404
III quarter	9 263 614	8 812 861	6 684 896	2 127 965	450 753	4,9	3,7	4 063 470
IV quarter	9 262 301	8 811 894	6 717 036	2 094 858	450 407	4,9	3,7	4 058 508
2022								
I quarter	9 419 497	8 959 601	6 860 875	2 098 726	459 896	4,9	4,0	4 267 930
II quarter	9 431 321	8 971 044	6 841 372	2 129 390	460 277	4,9	3,9	4 257 752
III quarter	9 430 788	8 971 603	6 837 764	2 133 839	459 185	4,9	3,9	4 260 470
IV quarter	9 421 585	8 965 536	6 830 886	2 134 650	456 049	4,8	3,8	4 268 903

Dynamic tables:

[Main indicators of labor market per month, 2010-2022 \(estimated data\)](#)

[Main indicators of Labor market \(quarter\)](#)

[Employed population](#)

[Self-employed \(according to the Law of the RK On employment of the population\)](#)

[Self-employed according to the international Labor organization](#)

[Young people \(15-28 year\) in the labor market](#)

[Decent work indicators](#)

[Indicators for measuring the quality of employment in the Republic of Kazakhstan](#)

[Dynamics by countries of the world](#)

4 . Glossary

The labor force is the employed and unemployed population.

Persons of working age include citizens aged 16 – 60.5 years (women), - 63 years (men), (according to the "Labor Code of the Republic of Kazakhstan" and the Law of the Republic of Kazakhstan "On pensions for citizens of the Republic of Kazakhstan").

Employed person - a natural person who carries out activities for payment or by deriving income through the use of property, the production and sale of goods, the performance of work, the provision of services.

Employed persons include:

- 1) employees, as well as persons having other paid work (elected, appointed or approved);
- 2) individual entrepreneurs;
- 3) persons engaged in private practice;
- 4) individuals carrying out activities under a civil law contract that are not employees;
- 5) individuals who are founders (participants) of business partnerships and founders, shareholders (participants) of joint-stock companies, as well as members of production cooperatives;
- 6) independent workers;
- 7) serving in the Armed Forces, other troops and military formations, law enforcement and special state bodies of the Republic of Kazakhstan.

An unemployed person is a natural person who is looking for a job and is ready to start work.

The unemployment rate is the share of the unemployed in the labor force, measured as a percentage.

The youth unemployment rate at the age of 15-28 is the share of the unemployed population aged 15-28 in the labor force at the same age, measured as a percentage.

The long-term unemployment rate is the proportion of the unemployed population who have been unemployed for 1 year or more in the labor force, measured as a percentage.

Persons outside the labor force - persons who are not employed or unemployed.

5 . Methodological explanations

In the Republic of Kazakhstan, since 2001, sample surveys of employment of the population have been conducted. The survey covers all regions of the republic on the basis of a selective method of observation with subsequent distribution of the results to the entire population. The units of observation are households and persons aged 15 and over.

The presented indicators are based on the results of a sample survey on an extended network of households (4.4% of the total number of households), the sample is formed once a year. Lists of households are formed on the basis of the Register of Housing Stock of the Republic of Kazakhstan. The sampling methodology was developed jointly with experts from the German Statistical Office DESTATIS as part of the KAZSTAT Project to Strengthen the National Statistical System of Kazakhstan.

The results of the survey were disseminated taking into account the current demographic statistics.

The survey of the population is carried out using the Questionnaire for a sample survey of employment of the population, which contains questions that characterize each member of the household. The questionnaire is structured according to the principle of a logical sequence of questions, on the basis of which the population is classified into employed or unemployed and persons not included in the labor force.

Concepts and definitions are given in accordance with the Law of the Republic of Kazakhstan "On employment" dated April 6, 2016, as well as in accordance with the standards and methodological approaches of the International Labor Organization (ILO).

6. Useful links

[Methodology for determining the number of self-employed, the level of their average monthly income and the number of the unemployed population](#)

[Methodology for constructing a sample of households for a population employment survey](#)

[Methodology for the formation of working time indicators](#)

[Methodology for the formation of indicators reflecting labor migration based on the results of the nationwide statistical observation "Questionnaire for a sample survey of employment of the population"](#)

[Methodology for the formation of indicators of informal employment of the population](#)

Release Responsible: Department of Labor Statistics and Living Standards	Department director : N. Belonosova Tel. +7 7172 749022	Executor: G. Bekisheva Tel. +7 7172 74 9504 Email : gul . bekisheva @ aspire . gov . kz	Address: 010000, city of Astana Mangilikel avenue , 8 House of Ministries, entrance 4
--	--	---	---
