

On the execution of construction work and commissioning of facilities in January 2025

Date of publication: 18.02.2025

Date of next publication:
18.03.2025

1. Key points
2. Volumes of completed construction works
3. Commissioning of residential buildings
4. Glossary
5. Methodological explanations
6. Links to related publications
7. Useful links

1. Key points

In January 2025, the volume of construction work increased by 12.7% and amounted to 140.5 billion tenge.

Of the total volume of construction work in the republic, private construction organizations – 81.6%, foreign – 17.8% and state – 0.6% were performed.

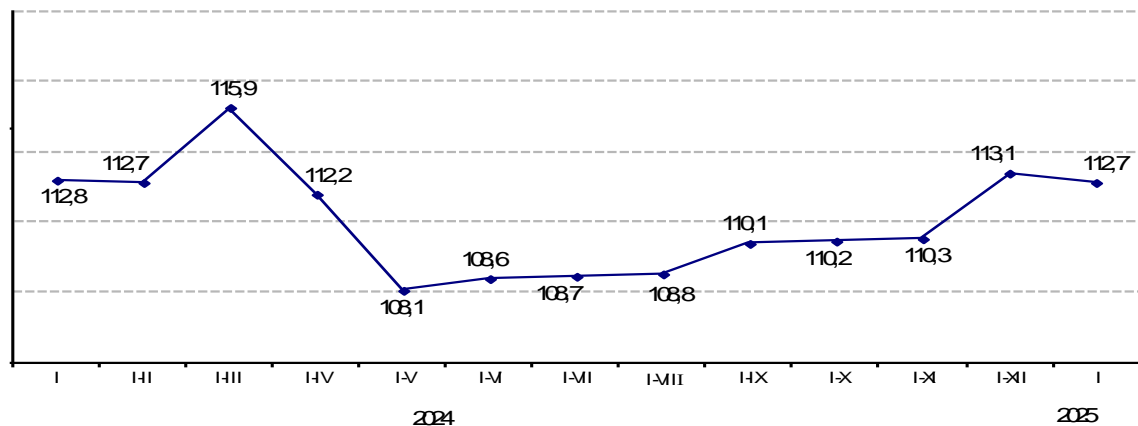
2. Volume of completed construction works

The increase in the volume of construction work in January 2025 compared to January 2024 is associated with construction and repair of non-residential buildings (by 42.2%) and structures (by 15%).

By types of construction work (services) performed in January 2025, the largest share is occupied by construction of non-residential buildings (36.9% in the total volume), highways (17.6) and residential buildings (6.2%).

Indices of the physical volume of construction work

as a percentage of the corresponding period of the previous year



Dynamic tables:

[The volume of completed construction works \(services\) by months](#)

In the regional context, an increase in the volume of construction work was observed in eighteen regions of the republic. Significant growth was noted in the city of Shymkent (by 2.9 times), regions of Mangystau (by 2.7 times), Akmola (by 2.3 times), Zhetisu (by 2.1 times), Batys Kazakhstan (by 86.2%), Abay (by 74.8%), Shygyz Kazakhstan (by 69.7%), Kyzylorda (by 67.2%), Pavlodar (by 49.7%), Kostanay (by 45.6%), Zhambyl (by 33.1%), Ulytau (by 32.3%), Karagandy (by 23.4%) and in the city of Astana (by 71.3%).

The volume of completed construction works (services)

	Total, thousand tenge	January 2025 as a percentage to		As a percentage of the republican volume
		December 2024	January 2024	
Republic of Kazakhstan	140 490 911	6,9	112,7	100,0
Abay	1 628 967	2,5	174,8	1,2
Akmola	5 477 183	7,5	232,1	3,9
Aktobe	6 438 383	7,2	104,4	4,6
Almaty	8 852 533	7,2	112,2	6,3
Atyrau	18 398 681	11,7	41,3	13,1
Batys Kazakhstan	5 349 961	7,6	186,2	3,8

Zhambyl	6 797 603	7,4	133,1	4,8
Zhetisu	1 399 010	1,2	211,8	1,0
Karagandy	6 374 481	6,4	123,4	4,6
Kostanay	4 953 379	7,0	145,6	3,5
Kyzylorda	5 212 211	7,8	167,2	3,7
Mangystau	8 464 009	6,4	265,5	6,0
Pavlodar	3 838 945	5,5	149,7	2,7
Soltustik Kazakhstan	1 418 422	2,3	120,4	1,0
Turkistan	2 637 109	1,7	96,0	1,9
Ulytau	2 661 391	7,9	132,3	1,9
Shygys Kazakhstan	7 841 281	10,3	169,7	5,6
Astana city	28 431 788	11,0	171,3	20,2
Almaty city	8 677 350	5,7	115,1	6,2
Shymkent city	5 638 224	8,1	290,1	4,0

Spreadsheets:

[Key indicators of enterprises and organizations engaged in construction activities, including by types of facilities and types of work](#)

[The volume of completed construction works \(services\) by the dimension of enterprises](#)

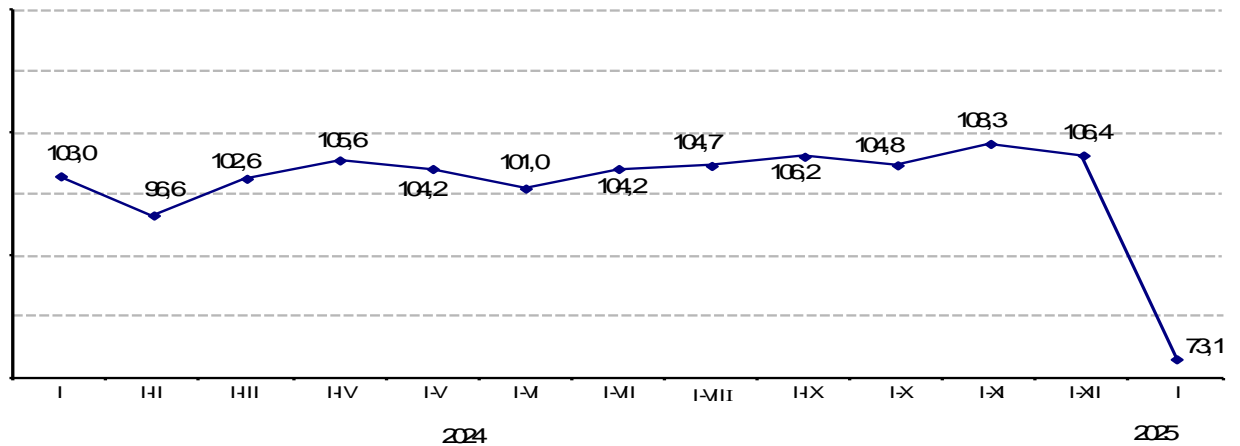
[The volume of completed construction works \(services\) by technological structure](#)

3. Commissioning of residential buildings

In January 2025, the total area of new facilities put into operation amounted to 942.8 thousand square meters

Indices of the physical volume of commissioned housing

as a percentage of the corresponding period of the previous year



Dynamic table:

[Commissioning of residential buildings](#)

The total area of housing commissioned decreased by 26.9% compared to January 2024 and amounted to 766.1 thousand sq.m., of which 432 thousand sq.m. - multi-apartment and 329.7 thousand sq.m. - individual houses. Most of the housing – 736.3 thousand sq.m. or 96.1% was put into operation by private developers, of which the population is 367.4 thousand square meters.

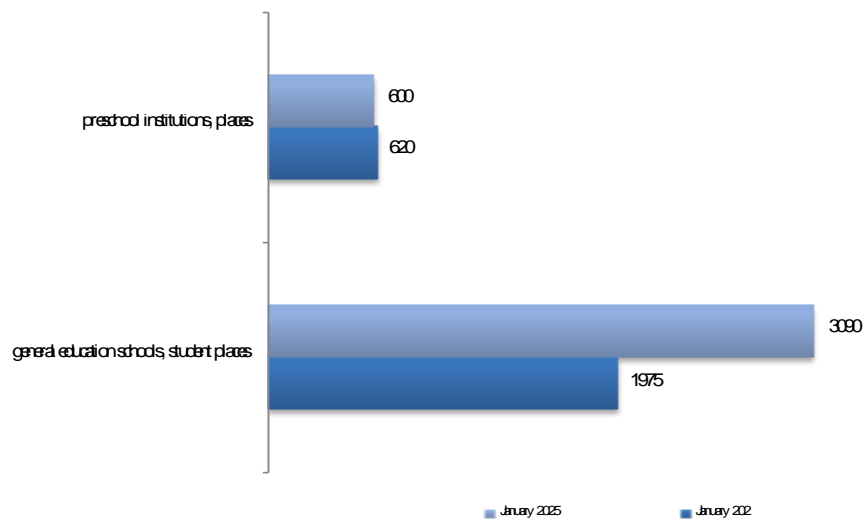
Total area of commissioned residential buildings

	Residential buildings commissioned		Including developers				
	sq. meters of total area	as a percentage by January 2024	state property	private property	of them		foreign property
					population	as a percentage by January 2024	
Republic of Kazakhstan	766 105	73,1	29 845	736 260	367 442	123,9	-
Abay	9 039	143,8	-	9 039	1 632	147,4	-
Akmola	15 561	29,9	-	15 561	15 442	75,7	-
Aktobe	31 971	70,3	-	31 971	31 971	407,6	-
Almaty	50 895	67,4	-	50 895	35 889	219,8	-
Atyrau	27 537	90,7	-	27 537	26 252	86,5	-

Batys Kazakhstan	25 916	101,5	1 476	24 440	16 878	66,1	-
Zhambyl	41 432	134,8	-	41 432	31 498	199,2	-
Zhetisu	8 837	111,5	-	8 837	8 837	111,5	-
Karagandy	21 226	106,0	-	21 226	5 262	218,3	-
Kostanay	23 851	30,5	-	23 851	12 564	79,3	-
Kyzylorda	75 444	118,9	6 213	69 231	48 473	94,0	-
Mangystau	12 182	61,7	-	12 182	12 182	61,7	-
Pavlodar	6 875	190,5	-	6 875	3 563	98,8	-
Soltustik Kazakhstan	2 583	99,8	-	2 583	2 262	94,1	-
Turkistan	33 764	104,6	-	33 764	33 764	104,6	-
Ulytau	3 571	-	3 409	162	162	-	-
Shygys Kazakhstan	4 623	112,8	-	4 623	4 623	112,8	-
Astana city	95 287	27,0	-	95 287	4 709	182,2	-
Almaty city	226 081	143,5	18 747	207 334	57 653	200,3	-
Shymkent city	49 430	123,0	-	49 430	13 826	176,1	-

In the field of education and healthcare in January 2025 3 general education schools for 3090 student places and 2 preschool institutions for 600 places.

Commissioning of social and cultural facilities



Spreadsheets:

[Main characteristics of commissioned facilities](#)

[The actual cost of construction of commissioned facilities](#)

[Commissioning of residential buildings \(total and usable area of commissioned residential buildings\)](#)

[Commissioning of individual and multi-apartment residential buildings](#)

[Average actual construction costs for 1 sq. meters of the total area of residential buildings](#)

[Commissioning of the total area of housing per 1000 people](#)

[Commissioning of educational and healthcare facilities](#)

4. Glossary

Construction and installation work - construction work on the construction of buildings and structures, expansion, reconstruction and technical re-equipment; work on the installation of power, technological and other equipment.

Construction object - a separate building or structure with all related equipment. Inventory, tools, galleries, flyovers, internal engineering networks and communications, for the construction (reconstruction, expansion) of which an independent object estimate is compiled.

5. Methodological explanations

Construction organizations include all general construction and specialized organizations, including repair and construction organizations. The main activity of construction organizations is to perform work under contracts with customers related to the type of economic activity "Construction" in accordance with the state "General Classifier of types of Economic Activities (GCTEA).

The volume of construction work includes the cost of construction work performed by enterprises engaged in construction activities under concluded construction contracts, which includes construction of new facilities, major and current repairs. Reconstruction, modernization of residential and non-residential buildings, engineering structures.

The index of the physical volume of construction works (services) is determined by the ratio of the volumes of completed construction works of the analyzed period to the previous period in actual prices, taking into account the deflator (price index).

The total area of a residential building (residential building) is calculated as the sum of the total areas of all dwellings and the areas of all non-residential premises, as well as the areas of parts of a residential building that are common property.

More detailed methodological explanations are available at the following links:

[Methodology for the formation of construction statistics indicators](#)

[Methodology for determining the gross output for the industry "Construction"](#)

6. Links to related publications

[Statistical compilation "Investment and construction activities in the Republic of Kazakhstan"](#)

7. Useful links

[Statistical form "Report on completed construction works \(services\)" \(index 1-KS monthly\);](#)

[Statistical form "Report on the commissioning of facilities" \(index 2-KS. monthly\);](#)

[Statistical form "Report on the commissioning of facilities by individual developers" \(index 1-IS. monthly\);](#)

[Information-analytical system "Taldau"/Construction and investments](#)

[Quality Report](#)

Responsible for the release: Department of Production and Environment Statistics	Director of the Department: A.Isabekova Tel. +7 7172 749056	Executor: O.Edel Tel. +7 7172 749313 E-mail: O.Edel@aspire.gov.kz	Address: 010000, Astana city Mangilik el avenue, 8 House of Ministries, Entrance 4
---	--	---	--