

The migration of the population of the Republic of Kazakhstan for January-June 2023

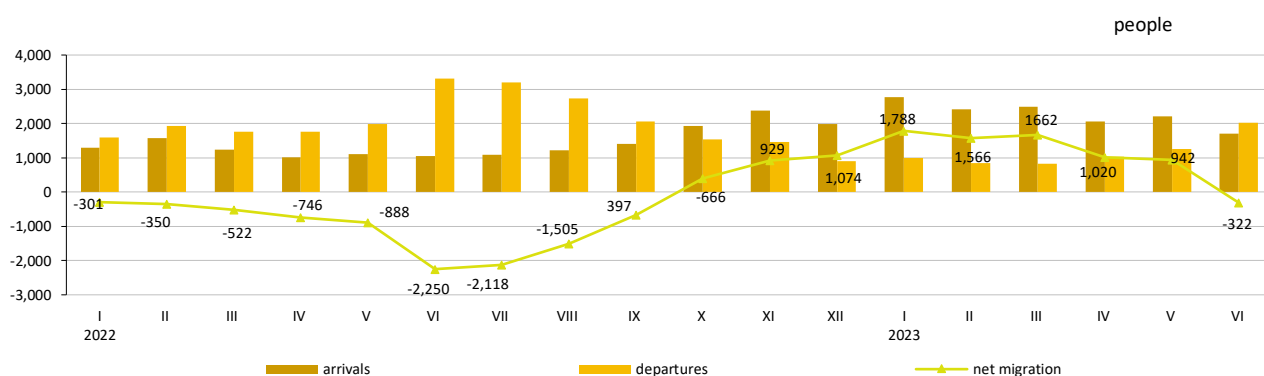
Date of release: 10.08.2023
Date of next release: 09.11.2023

1. Key points
2. Dynamic tables
3. Glossary
4. Methodological explanations
5. Useful links

1. Key points

- In January-June 2023 the number of arrivals in the country amounted 13652 to people, the number of departures from the country was 6 996 people. The net migration amounted to 6 656 people.
- Compared to the corresponding period in 2022. the number of arrivals in Kazakhstan increased by 87.3%, the number of departures from Kazakhstan decreased by 56.7%.
- The main migration exchange of the country takes place with the CIS countries. The share of arrivals from the CIS countries was 89.1%, the share of departures to these countries was 75.4%.

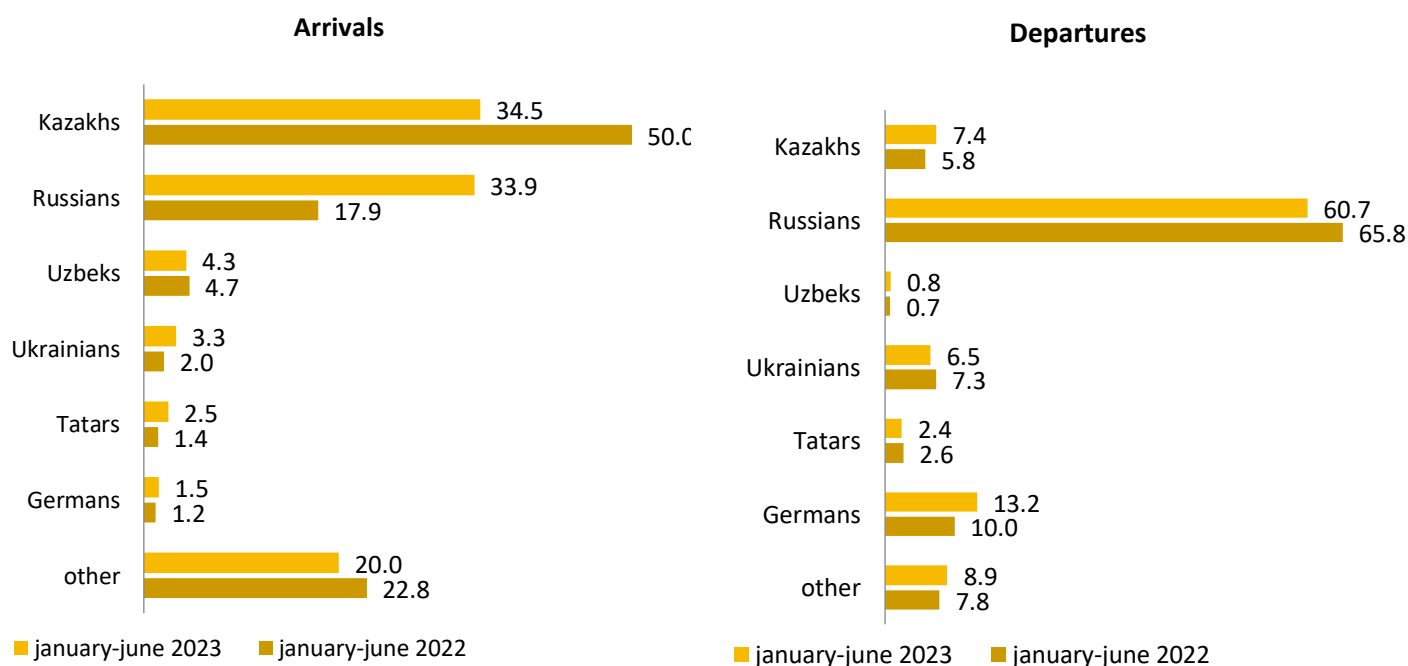
International population migration



Spreadsheets

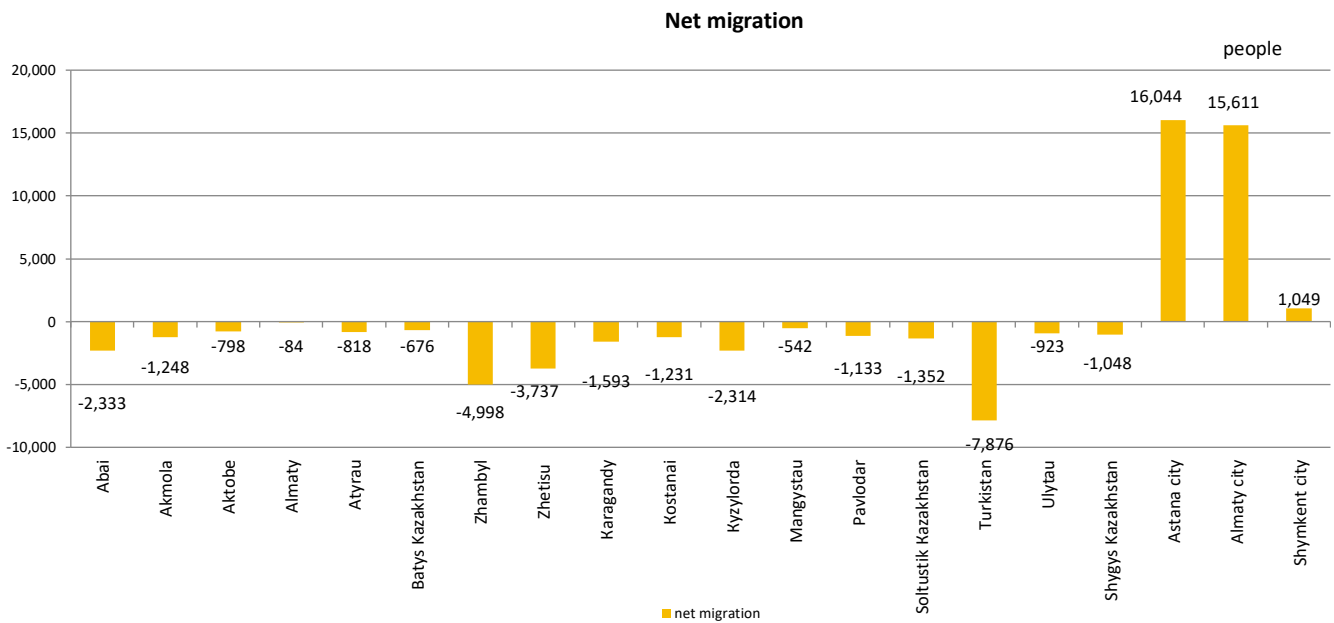
[Migration of the population for January-June 2023](#)

The structure of external migration by selected ethnic groups, as a percentage of the total number



Interregional population migration

- The number of people moving within the country increased by 5.8%. In terms of interregional movements, a positive net population migration has developed in 3 regions of the country: the cities of Astana (16 044 people), Almaty (15 611 people), Shymkent (1 049 people).



2. Dynamic tables

on years:

[External migration of the population](#)

[External migration by country](#)

[Net total migration](#)

by month:

[Migration population growth](#)

[External migration of the population](#)

[Internal migration of the population](#)

3. Glossary

Population migration - the movement of people (migrants) across the borders of certain regions with a change of residence.

Number of arrivals - the number of people who entered the region from outside it during the reporting period.

Number of departures - the number of people who left the region outside of it during the reporting period.

Net migration - the difference between the number of arrivals in the region during the reporting period and the number of departures from it.

4. Methodological explanations

Population migration is the movement of people (migrants) across the borders of certain regions with a change of residence.

The number of people who arrived in the regions of the republic, as well as the number of departures from them, is determined as a result of the development of statistical arrival and departure coupons received

from the Committee of the Migration Service of the Ministry of Internal Affairs, which are compiled during registration of the population at the place of permanent residence.

In the current statistical accounting, the numbers of arrivals and departures are conditionally fixed, but we are talking about the numbers of arrivals and departures.

The main indicators of migration are:

the number of arrivals;

the number of departures;

migration increase (or decrease), net migration, net migration.

Migration intensity indicators characterize the frequency of cases of change of residence in the total population over a certain period. The most commonly used are general annual migration intensity rates per 1,000 population.

5. Useful links

Methodology for calculating the main indicators of population migration

Population Migration, Quality Report

Migration of the population, Information and analytical system "Taldau"

Responsible for the release: Department of Population Statistics	Department Director: N. Khanzhigitov Tel. +7 7172 749061	Executor: Zh.Aidarbekova Тел. +7 (7172) 749540 E-mail: @aspire.gov.kz	Address: 010000, Astana Mangilik el avenue, 8 House of Ministries, entrance 4
---	---	---	---