

## 1. Key points

[SME in the context of organizational and legal forms](#)

[SME by type of economic activity](#)

## 2. Contribution of SME to the national economy

## 3. Glossary

## 4. Methodological notes

## 5. Links to related publications

## 6. Useful links

### 1. Key points

The number of registered SME entities as of April 1, 2024 amounted to 2187.2 thousand units;

SME entities as of April 1, 2024 amounted to 2017.4 thousand units;

The number of people employed in SME as of April 1, 2024 amounted to 4239 thousand people;

The output of products by SME entities in January-March 2024 amounted to 16761.4 billion rubles.

**The structure of the main performance indicators of SME entities for January-March of 2024**

in percentages



In the total number of operating SME entities, the share of individual entrepreneurs was 68.6%, legal entities of small business – 18,3%, peasant or farm enterprises - 13%, legal entities of medium business - 0.1%.

### SME in the context of organizational and legal forms

In terms of organizational and legal forms, the largest number of registered entities are individual entrepreneurs - 1.5 million units, of which 1.4 million units are active.

The largest number of employed falls on small enterprises - 1.7 million people and individual entrepreneurs - 1.8 million units.

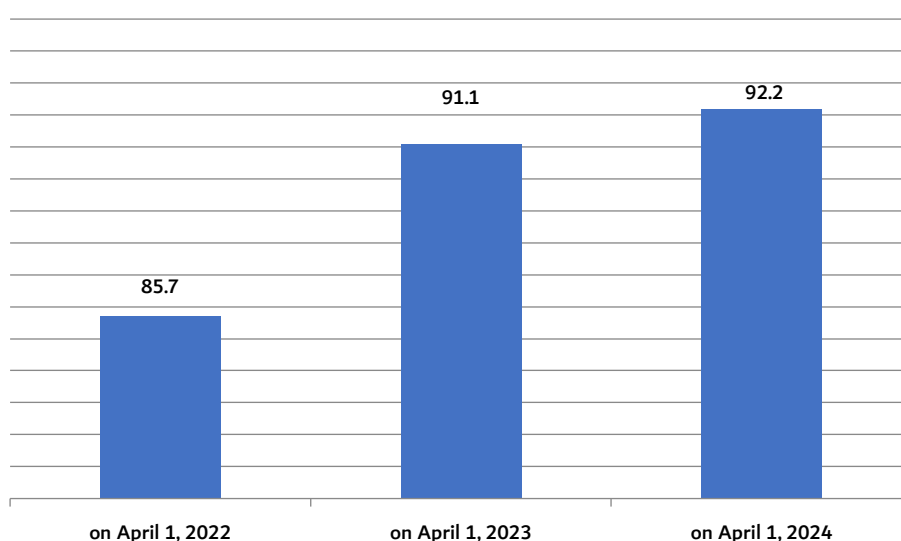
The output of small enterprises amounted to 10 trillion. tenge, which is 60.3% of the total output of all SME entities.

### Main performance indicators of SME entities

	April 1, 2024	April 1, 2023
Registered small and medium enterprises, units including:	2 187 241	2 129 821
smallenterprises	458 497	444 604
mediumenterprises	3 048	2 989
individualentrepreneurs	1 453 036	1 422 792
farmsorfarms	272 660	259 436
	2 017 379	1 939 801
Operating small and medium enterprises, units including:		
smallenterprises	362 657	354 306
mediumenterprises	2 961	2 908
individualentrepreneurs	1 385 298	1 330 396
farmsorfarms	266 463	252 191
Number of people employed in small and medium enterprises, people including:	4 239 373	4 152 081
atsmallenterprises	1 666 461	1 649 603
atmediumenterprises	415 388	399 801
fromindividualentrepreneurs	1 814 718	1 769 774
infarmsorfarms	342 806	332 903
Output of products by small and medium enterprises, million tenge including:	16 761 387	13 736 644
smallenterprises	10 113 844	9 508 711
mediumenterprises	2 681 926	2 415 043
individualentrepreneurs	3 827 233	1 675 524
farmsorfarms	138 384	137 366

### Share of active in the total number of registered SME entities

in percentages



The share of operating in the total number of registered SME entities amounted to 92.2%, which is 1.1 p.p. above the level of the previous year. The largest share in the regional context prevails in Turkistan (97.9%), Ulytau (95.3%) and Kostanay (95.2%) regions. The smallest share was recorded in Almaty (89.6%) city.

### Main performance indicators of SME entities

	On April 1, 2024		On April 1, 2023	
	to the number of registered SME entities, units init	to the number of active SME entities, units init	to the number of registered SME entities, units init	to the number of active SME entities, units init
<b>Republic of Kazakhstan</b>	2 187 241	2 017 379	2 129 821	1 939 801
Abay	57 435	53 262	57 680	53 020
Akmola	63 163	58 794	61 816	57 201
Aktobe	91 094	82 968	94 417	87 160
Almaty	143 683	136 669	134 508	125 759
Atyrau	68 514	63 144	72 141	66 333

Batys Kazakhstan	62 192	57 720	61 564	56 483
Zhambyl	117 843	106 701	113 299	100 566
Zhetisu	63 392	59 513	62 256	56 865
Karagandy	110 045	100 533	108 309	97 940
Kostanay	68 793	65 468	67 372	63 721
Kyzylorda	67 455	63 962	74 987	70 879
Mangystau	83 014	77 980	86 159	80 293
Pavlodar	60 862	55 190	60 306	54 017
Soltustik Kazakhstan	38 358	35 461	37 247	34 182
Turkistan	208 873	204 408	203 877	200 551
Ulytau	19 325	18 408	19 751	18 585
Shygys Kazakhstan	69 478	62 895	70 636	63 961
Astana city	260 384	233 511	242 499	215 902
Almaty city	391 813	351 086	368 618	315 184
Shymkent city	141 525	129 706	132 379	121 199
	On April 1, 2024	For January-March 2024	On April 1, 2023	For January-March 2023
	number of people employed in SME, people	in the output of products by SME entities, million tons	number of people employed in SME, people	in the output of products by SME entities, million tons
<b>Republic of Kazakhstan</b>	4 239 373	16 761 387	4 152 081	13 736 644
Abay	102 820	237 868	104 452	187 376
Akmola	144 195	385 697	141 431	280 570
Aktobe	170 651	425 105	173 016	393 009
Almaty	241 228	805 591	228 239	634 864
Atyrau	142 251	1 046 195	149 915	1 505 096
Batys Kazakhstan	127 342	585 241	121 263	464 406
Zhambyl	165 227	282 761	157 125	192 844
Zhetisu	104 523	255 026	102 890	166 189
Karagandy	231 052	605 380	237 121	566 450
Kostanay	159 195	446 680	163 659	434 847
Kyzylorda	114 530	204 207	122 337	121 160
Mangystau	147 226	528 200	153 732	400 775
Pavlodar	139 107	372 935	134 835	263 550
Soltustik Kazakhstan	107 940	232 457	101 665	157 593
Turkistan	282 427	390 978	276 029	254 616
Ulytau	29 370	64 238	31 371	40 157
Shygys Kazakhstan	156 364	392 529	167 872	314 702
Astana city	512 540	3 321 810	499 445	2 952 185
Almaty city	939 430	5 480 010	871 956	3 886 393
Shymkent city	221 955	698 479	213 728	519 862

#### Dynamic tables:

[Number of registered SME entities by region](#)

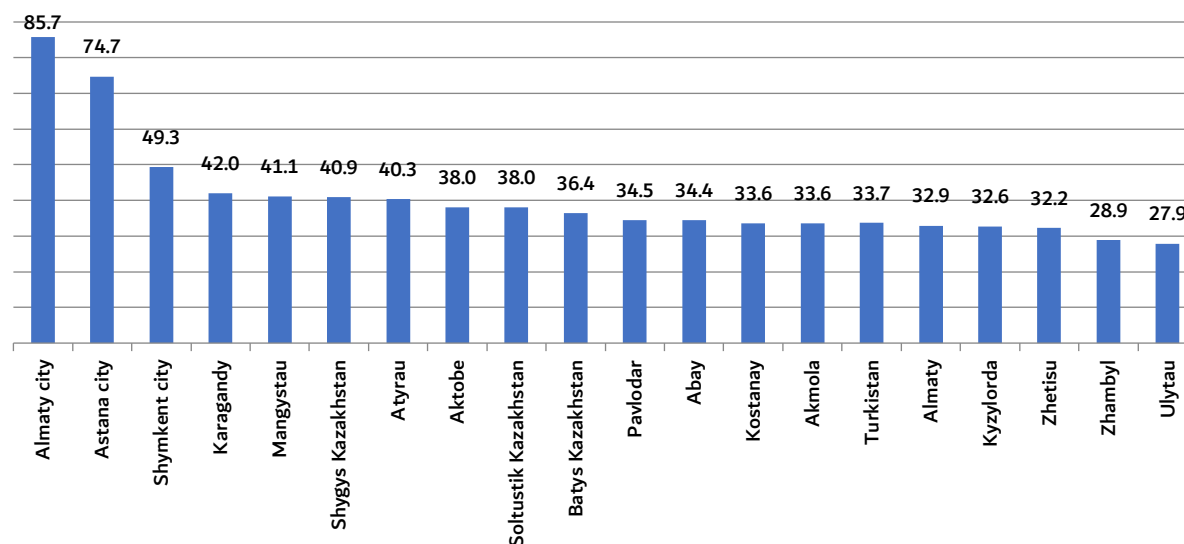
[Number of active SME entities by region](#)

[Number of people employed in SME by regions](#)

[Output of products by SME by region](#)

#### Share of employed in SME in the economically active population for January-March of 2024

in percentages



SMEs account for 44.7% of the total economically active population of the country. The largest share in the regional context prevails in Almaty and Astana. The smallest share was recorded in the Ulytau region.

### **SME by type of economic activity**

The number of registered SME entities as of April 1, 2024 amounted to 2187.2 thousand units and increased by 2.7% compared to the corresponding date in 2023 - 2129.8 thousand units.

The number of operating SME entities as of April 1, 2024 amounted to 2017.4 thousand units and increased by 4% compared to the same period in 2023 - 1939.8 thousand units.

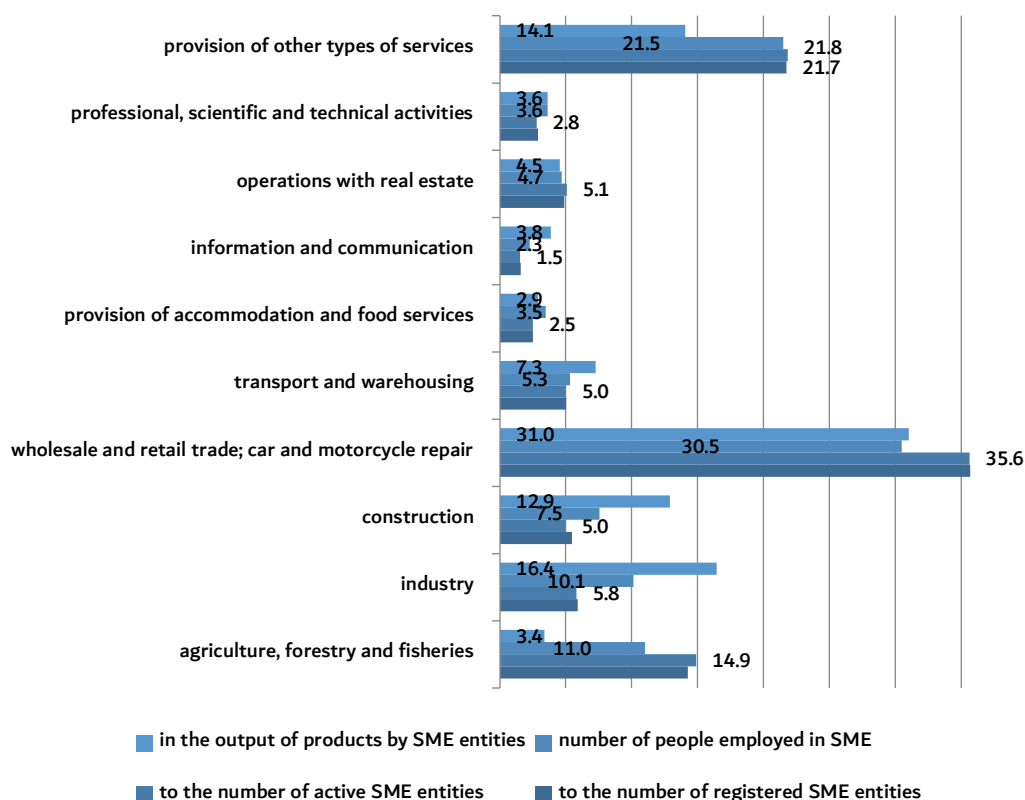
The number of people employed in SME as of April 1, 2024 amounted to 4239 thousand people, which is 2.1% more.

The output of products by SME entities for January-March 2024 amounted to 16761.4 billion tenge and increased by 22% compared to the corresponding period of 2023 in comparable prices.

### **Main performance indicators of SME entities by type of economic activity**

	Number of registered SME entities, units		Number of active SME entities, units		Number of people employed in SME, pers.		Output of products by SME entities, million tenge	
	as of April 1, 2024	as of April 1, 2023	as of April 1, 2024	as of April 1, 2023	as of April, 2024	as of April 1, 2023	for January-March 2024	for January-March 2023
<b>Total</b>	2 187 241	2 129 821	2 017 379	1 939 801	4 239 373	4 152 081	16 761 387	13 736 644
Agriculture, forestry and fisheries	312 297	300 459	300 362	286 894	466 467	462 062	564 858	497 946
Industry	128 654	126 901	117 284	114 963	429 649	424 059	2 755 749	2 734 012
Mining industry and quarrying	5 930	5 576	4 978	4 746	39 939	38 552	727 758	748 023
Processing industry	116 133	114 801	106 672	104 684	351 538	347 243	1 736 575	1 743 730
Supply of electricity, gas, steam, hot water and air conditioning	2 304	2 266	1 977	1 909	17 005	17 177	234 503	190 185
Water supply; collection, treatment and disposal of waste, activities for the elimination of pollution	4 287	4 258	3 657	3 624	21 167	21 087	56 913	52 074
Construction	120 011	116 110	100 302	97 282	319 589	311 785	2 163 120	1 352 447
Wholesale and retail trade; car and motorcycle repair	781 086	757 449	718 711	689 953	1 291 856	700	5 201 615	4 525 116
Transport and warehousing	109 975	98 056	100 870	87 966	225 459	207 119	1 219 752	912 257
Provision of accommodation and food services	54 518	53 426	50 222	48 484	147 397	143 059	485 840	355 657
Information and communication	34 855	33 608	31 264	29 769	95 458	97 219	643 174	525 545
Financial and insurance activities	7 486	7 963	5 246	5 596	26 957	27 237	205 627	189 226
Operations with real estate	107 197	98 824	102 081	89 218	198 398	183 114	760 344	615 831
Professional, scientific and technical activities	63 444	63 446	55 898	55 260	152 738	164 013	607 496	500 833
Activities in the field of administrative and support services	61 648	58 450	56 189	52 470	199 521	201 603	652 720	491 208
Education	44 786	40 214	42 151	37 158	161 997	141 837	254 243	167 966
Public health and social services	19 899	18 206	18 695	16 928	94 259	86 707	204 800	162 231
Arts, entertainment and recreation	19 517	18 679	17 722	16 556	38 839	37 485	293 853	293 988
Provision of other types of services	321 868	338 030	300 382	311 304	390 789	408 082	748 196	412 381

### The structure of the main performance indicators of SME entities in the context of FEA for January-March of 2024



The largest share of the number of entities, the number of employees and output prevails in the industry «Wholesale and retail trade; repair of cars and motorcycles»

## 2. Contribution of SME to the national economy

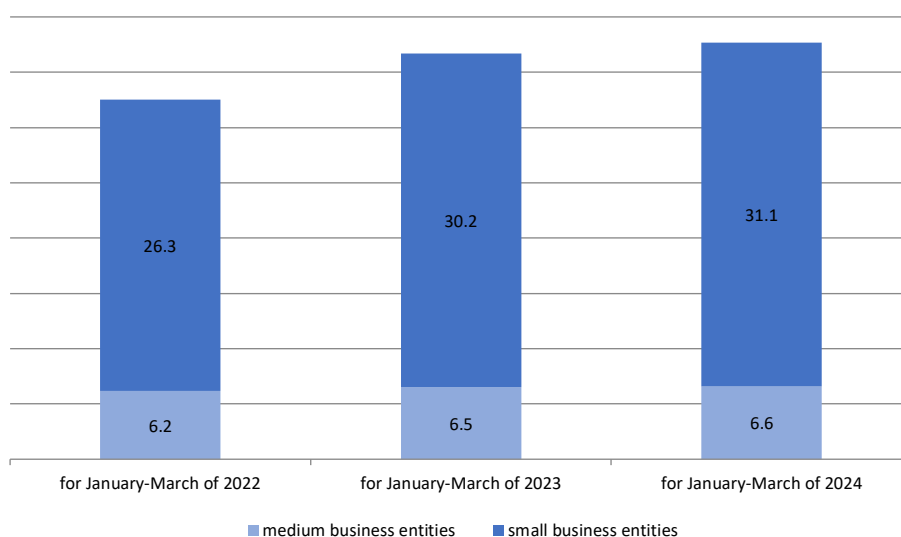
According to official statistics, the share of SME in GDP for January-March 2024 in the republic remained at the level of the corresponding period last year and amounted to 37.7%.

### Share of SME in GDP (GRP)\*

	for January-March 2024		for January-March 2023	
	GVA SME, milliontenge	share in GDP (GRP), in percent	GVA SME, milliontenge	share in GDP (GRP), in percent
<b>Republic of Kazakhstan</b>	9 822 204,7	37,7	8 664 238,6	36,7
Abay	144 439,2	20,2	116 587,9	20,5
Akmola	203 342,6	26,6	170 927,0	24,9
Aktobe	270 276,7	25,1	255 709,6	27,2
Almaty	557 779,1	46,5	407 787,6	39,9
Atyrau	675 507,4	21,4	996 590,6	29,9
Batys Kazakhstan	407 661,6	32,9	283 554,3	31,6
Zhambyl	148 739,4	23,3	112 529,4	20,5
Zhetisu	157 823,1	40,2	104 157,0	33,1
Karagandy	330 830,1	19,6	322 087,7	19,8
Kostanay	289 308,3	29,7	278 945,1	31,8
Kyzylorda	97 474,4	16,9	76 101,6	14,2
Mangystau	258 423,6	30,3	228 056,6	27,7
Pavlodar	188 275,7	19,2	152 811,7	17,1
Soltustik Kazakhstan	136 498,8	28,2	100 920,6	24,9
Turkistan	223 986,2	24,1	165 448,9	21,1
Ulytau	28 923,6	6,7	20 401,8	4,9
Shyys Kazakhstan	248 754,0	22,9	205 164,5	20,3
Astana city	2 073 067,0	78,3	1 856 934,6	76,5
Almaty city	2 939 741,9	55,2	2 575 167,6	53,9
Shymkent city	441 352,3	50,6	353 857,8	50,5

**Dynamic kesteler:**  
[Gross value added SME for 2023-2024](#)

**Share of SME in GDP by small and medium enterprises**



In the context of the categories of entities, 31.1% is the share of small business and 6.6% is the share of medium business.

### 3 . Glossary

Individual entrepreneurship - an independent, initiative activity of citizens of the Republic of Kazakhstan, oralms, aimed at obtaining net income, based on the property of individuals themselves and carried out on behalf of individuals, at their risk and under their property responsibility.

A peasant or farm enterprise - a labor association of persons in which the implementation of individual entrepreneurship is inextricably linked with the use of agricultural land for the production of agricultural products, as well as the processing and marketing of these products.

Type of economic activity - an activity in which equipment, labor, production processes, information networks and products are combined, which leads to the creation of homogeneous products (goods, services). The type of economic activity is characterized by costs, the production process and the products produced. Each registered small business entity is assigned the type of economic activity that provides the greatest increase in value added, i.e. is basic.

Output - the cost of all manufactured products and services rendered at producer prices.

### 4 . Methodological notes

Small and medium enterprises include legal entities, individual entrepreneurs and peasant or farm enterprises, whose activities are regulated by the Entrepreneurial Code of the Republic of Kazakhstan.

Small business entities include individual entrepreneurs without forming a legal entity and legal entities engaged in entrepreneurship, with an average annual number of employees of not more than one hundred people and an average annual income of not more than three hundred thousand times the monthly calculation index established by the law on the republican budget and effective as of January 1 of the corresponding financial year.

Medium enterprises include individual entrepreneurs and legal entities engaged in entrepreneurship, not related to small and large enterprises

### 5 . Links to related publications

[Small and medium enterprises in the Republic of Kazakhstan \(spreadsheets\)](#)

## 6 . Useful links

[Methodology for calculating the indicators of small and medium enterprises](#)

[Small and medium business, Information and analytical system "Taldau"](#)

---

<b>Responsible for release:</b> Department of National Accounts	<b>Director of the Department:</b> A . Nakipbekov Tel. +7 7172 749717	<b>Executor:</b> A. Kurmanbayeva Tel. +7 7172 749814 E-mail: a.kurmanbaeva@aspire.gov.kz_	<b>Address:</b> 010000, Astana city Mangilik el avenue, 8 House of Ministries, entrance 4
--	---	---	--

---

© Agency for Strategic Planning and Reforms of the Republic of Kazakhstan Bureau of National statistic