

On the implementation of construction work and commissioning of facilities in January-July 2023

Date of release: August 17, 2023

Next date of release: – September 18, 2023

1. Key points
2. Volumes of completed construction works
3. Commissioning of residential buildings
4. Glossary
5. Methodological explanations
6. Links to related publications
7. Useful links

1. Key points

In January-July 2023, the volume of construction work increased by 12.2% and amounted to 2942.3 billion tenge.

Of the total volume of construction work in the republic, private construction organizations – 85.5%, foreign – 14.4% and state – 0.1% were performed.

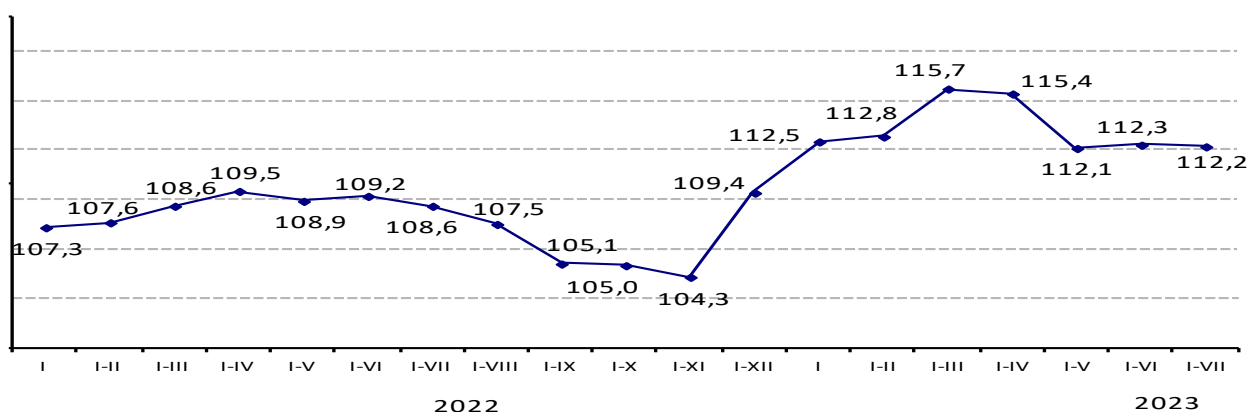
2. Volume of completed construction works

The increase in the volume of construction work in January-July 2023 compared to January-July 2022 is associated with construction and repair of structures (by 20.1%) and non-residential buildings (by 10.9%).

By types of construction work (services) performed in January-July 2023, the largest share is occupied by construction of non-residential buildings (21% in the total volume) and residential buildings (13.7%).

Indices of the physical volume of construction work

as a percentage of the corresponding period of the previous year



Dynamic tables:

[The volume of completed construction works \(services\) by months](#)

In the regional context, an increase in the volume of construction work was observed in 17 regions of the republic. Significant growth was noted in the regions of Zhetisu (by 73.7%), Batys Kazakhstan (by 50.8%), Kyzylorda (by 48%), Abai (by 46.3%), Zhambyl (by 32.4%), Mangystau (by 31.4%), Akmola (by 24.3%), Aktobe (by 20.2%), Soltustik Kazakhstan (by 18,1%), Kostanai (by 15,7%), Pavlodar (by 14.8%) regions.

The volume of completed construction works (services)

	Total, thousand tenge	July 2023 as a percentage to		January- July 2023 as a percentage to January- July 2022	As a percentage of the republican volume
		June 2023	July 2022		
Republic of Kazakhstan	2 942 251 114	58,6	111,0	112,2	100,0
Abai	76 116 326	41,2	91,6	146,3	2,6
Akmola	98 591 104	78,5	136,3	124,3	3,3
Aktobe	123 314 793	66,2	165,7	120,2	4,2
Almaty	115 922 180	52,9	93,3	99,1	3,9
Atyrau	586 346 491	115,9	130,0	105,7	19,9

Batys Kazakhstan	128 394 680	61,6	226,5	150,8	4,4
Zhambyl	119 594 232	20,3	95,4	132,4	4,1
Zhetisu	82 820 914	45,8	132,6	173,7	2,8
Karagandy	179 594 910	58,1	79,4	105,2	6,1
Kostanai	97 694 158	94,7	131,6	115,7	3,3
Kyzylorda	64 238 397	41,0	120,5	148,0	2,2
Mangystau	106 226 032	62,6	160,8	131,4	3,6
Pavlodar	119 861 500	39,1	93,2	114,8	4,1
Soltustik Kazakhstan	55 821 751	28,5	88,2	118,1	1,9
Turkistan	158 589 935	27,5	112,0	103,5	5,4
Ulytau	41 138 569	80,4	53,8	84,1	1,4
Shygys Kazakhstan	120 473 102	88,6	102,7	105,9	4,1
Astana city	310 532 639	53,9	96,5	99,8	10,6
Almaty city	270 513 868	62,5	97,6	109,0	9,2
Shymkent city	86 465 533	46,9	87,8	108,6	2,9

Spreadsheets:

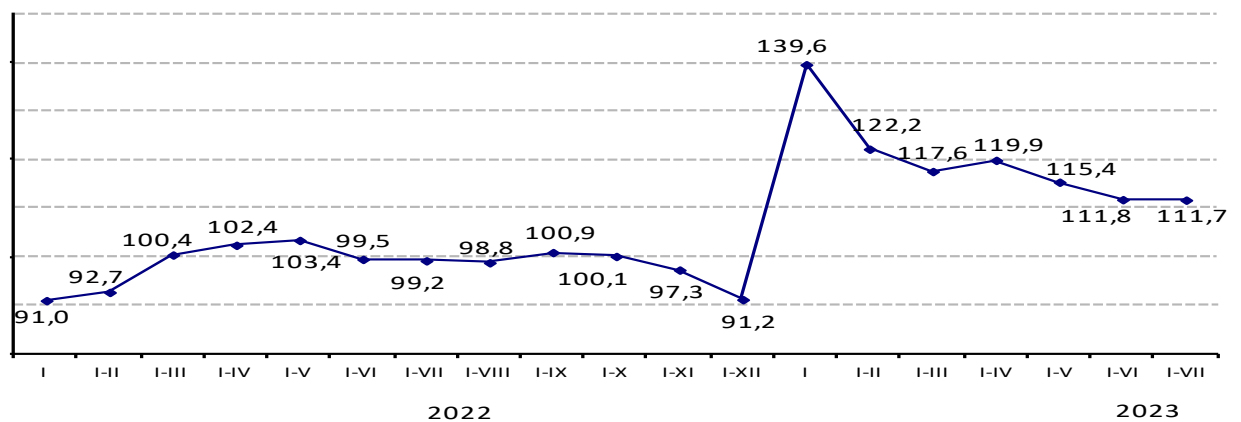
[Key indicators of enterprises and organizations engaged in construction activities, including by types of facilities and types of work](#)
[The volume of completed construction works \(services\) by the dimension of enterprises](#)
[The volume of completed construction works \(services\) by technological structure](#)

3. Commissioning of residential buildings

In January-July 2023, the total area of new facilities put into operation amounted to 9710,9 thousand square meters

Indices of the physical volume of commissioned housing

as a percentage of the corresponding period of the previous year



Dynamic table:

[Commissioning of residential buildings](#)

The total area of housing commissioned increased by 11.7% compared to January-July 2022 and amounted to 8551.6 thousand sq.m., of which 5030.2 thousand sq.m. - multi-apartment and 3480.4 thousand sq.m. - individual houses. Most of the housing – 7995.4 thousand sq.m. or 93.5% was put into operation by private developers, of which the population is 3531.8 thousand square meters.

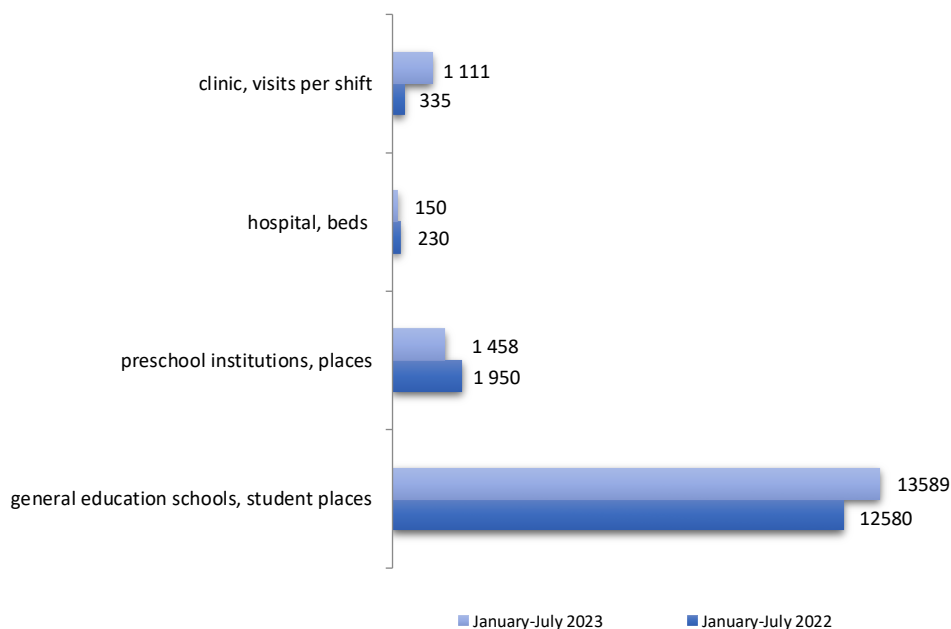
Total area of commissioned residential buildings

	Residential buildings commissioned		including developers				
	sq. meters of total area	as a percentage of the corresponding period of the previous year	state property	private property	of them		foreign property
					population	as a percentage of the corresponding period of the previous year	
Republic of Kazakhstan	8 551 597	111,7	477 148	7 995 394	3 531 825	97,6	79 055
Abai	149 683	131,4	10 021	139 662	48 002	89,0	-
Akmola	347 750	103,7	2 527	341 829	188 681	94,6	x
Aktobe	464 898	109,1	5 073	453 070	293 498	127,0	6 755
Almaty	584 431	105,7	6 625	534 089	428 601	89,2	x

Atyrau	306 061	68,0	-	291 783	241 972	83,5	14 278
Batys Kazakhstan	288 735	102,8	1 241	287 494	127 534	116,7	-
Zhambyl	349 225	101,3	21 280	327 945	297 541	99,9	-
Zhetisu	112 085	118,1	24 782	87 303	70 138	85,6	-
Karagandy	261 013	102,4	18 297	242 716	47 138	76,9	-
Kostanai	280 024	103,8	21 710	253 245	102 594	89,7	x
Kyzylorda	383 259	102,0	4 403	378 856	370 943	102,6	-
Mangystau	505 910	92,7	34 563	471 347	202 016	69,9	-
Pavlodar	163 612	115,4	21 626	141 986	67 449	90,9	-
Soltustik Kazakhstan	96 659	103,4	-	90 817	61 260	110,7	5 842
Turkistan	410 962	112,4	82 917	328 045	328 045	120,4	-
Ulytau	32 951	159,8	7 340	25 611	17 935	182,5	-
Shygys Kazakhstan	139 152	108,0	17 325	121 827	47 822	89,8	-
Astana city	1 859 882	128,2	155 927	1 703 955	32 676	58,9	-
Almaty city	1 389 433	134,3	-	1 389 433	344 950	103,6	-
Shymkent city	425 872	114,5	41 491	384 381	213 030	109,0	-

In the field of education and healthcare, in January-July 2023, 24 general education schools for 13589 student places, 19 preschool institutions for 1458 places, 1 hospital for 150 beds and 11 clinic for 1111 visits per shift were put into operation.

Commissioning of social and cultural facilities



Spreadsheets:

[Main characteristics of commissioned facilities](#)

[The actual cost of construction of commissioned facilities](#)

[Commissioning of residential buildings \(total and usable area of commissioned residential buildings\)](#)

[Commissioning of individual and multi-apartment residential buildings](#)

[Average actual construction costs for 1 sq. meters of the total area of residential buildings](#)

[Commissioning of the total area of housing per 1000 people](#)

[Commissioning of educational and healthcare facilities](#)

4. Glossary

Construction and installation work - construction work on the construction of buildings and structures, expansion, reconstruction and technical re-equipment; work on the installation of power, technological and other equipment.

Construction object - a separate building or structure with all related equipment, inventory, tools, galleries, flyovers, internal engineering networks and communications, for the construction (reconstruction, expansion) of which an independent object estimate is compiled.

5. Methodological explanations

Construction organizations include all general construction and specialized organizations, including repair and construction organizations. The main activity of construction organizations is to perform work under contracts with customers related to the type of economic activity "Construction" in accordance with the state "General Classifier of types of Economic Activities (GCTEA).

The volume of construction work includes the cost of construction work performed by enterprises engaged in construction activities under concluded construction contracts, which includes construction of new facilities, major and current repairs, reconstruction, modernization of residential and non-residential buildings, engineering structures.

The index of the physical volume of construction works (services) is determined by the ratio of the volumes of completed construction works of the analyzed period to the previous period in actual prices, taking into account the deflator (price index).

The total area of a residential building (residential building) is calculated as the sum of the total areas of all dwellings and the areas of all non-residential premises, as well as the areas of parts of a residential building that are common property.

More detailed methodological explanations are available at the following links:

Methodology for the formation of construction statistics indicators

Methodology for determining the gross output for the industry "Construction"

6. Links to related publications

[Statistical compilation "Investment and construction activities in the Republic of Kazakhstan"](#)

[Statistical compilation "Transport in the Republic of Kazakhstan"](#)

7. Useful links

Statistical form "Report on completed construction works (services)" (index 1-KS monthly);

Statistical form "Report on the commissioning of facilities" (index 2-KS, monthly);

Statistical form "Report on the commissioning of facilities by individual developers" (index 1-IS, monthly);

Information-analytical system "Taldau"/Construction and investments

Quality Report

Responsible for the release: Department of Production and Environment statistics	Director of the Department: A. Shauenova Tel. +7 7172 749056	Executor: O.Edel Tel. +7 7172 749313 E-mail: o.edel@aspire.gov.kz	Address: 010000, Astana city Mangilik el avenue, 8 House of Ministries, Entrance 4
---	---	---	--