

Main indicators of the labor market in the Republic of Kazakhstan

Employment and unemployment

Date of publication: 12.11.2024

Date of next publication: 14.02.2025

[1. Key points](#)

[2. Situation on the labor market](#)

[3. Dynamics of labor market indicators](#)

[4. Glossary](#)

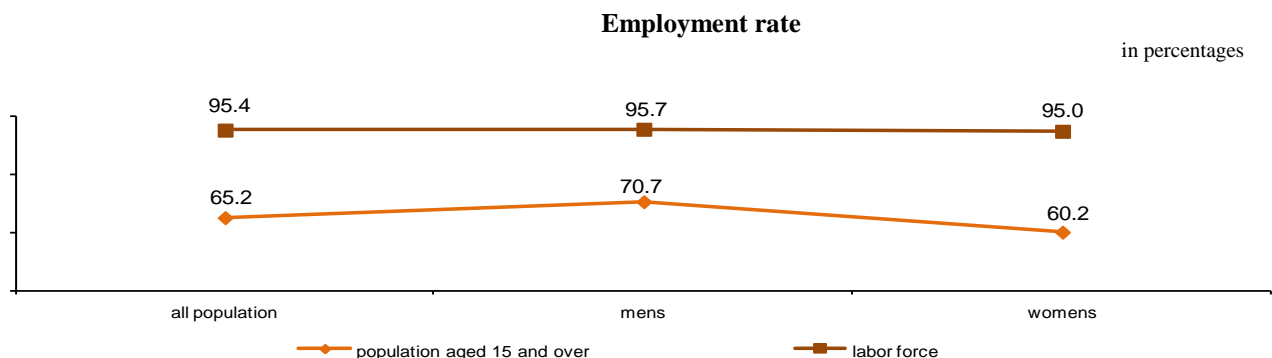
[5. Methodological explanations](#)

[6. Useful links](#)

1. [Key points](#)

Employment rate to the population aged 15 years and older in the 3 quarter 2024 amounted to 65.2%, to the labor force - 95.4%. Unemployment rate (according to the methodology of the International Labor Organization) for amounted to 4.6%. The number of unemployed (according to ILO methodology) amounted to 448.6 thousand people. The proportion of NEET youth who are neither employed nor engaged in education or training was 6.4%.

At the end of September this year 2024 According to the Ministry of Labor and Social Protection of the Population of the Republic of Kazakhstan (further – MLSP RK), 84.1 thousand people applied to the employment authorities as job seekers. A total of 54.2 thousand employment measures were provided, 2.8 thousand people were sent for vocational training or retraining, advanced training, and 2 thousand people took part in public works.



2. [Situation on the labor market](#)

According to the sample survey of employment of the population 9.2 million people were employed in various sectors of the economy of Kazakhstan, of which 7 million people worked for hire (76% of the total number of people employed in the economy), 2.2 million people were self-employed (24% of the total number of people employed in the economy).

Compared with the 3st quarter of 2023, total employment increased by 127.8 thousand people, mainly due to of employees (104 thousand people), the number self-employed (by 23.7 thousand people).

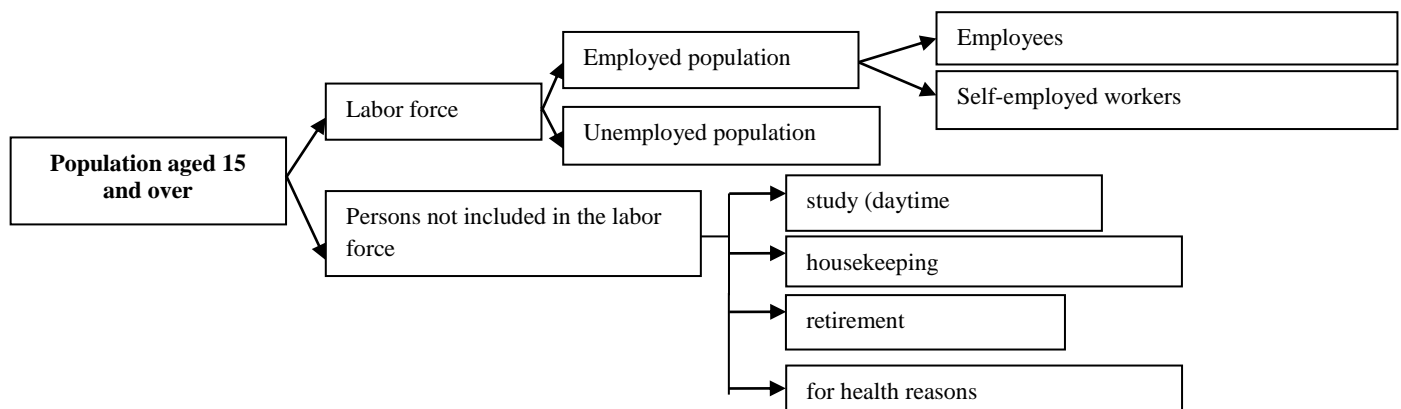
The largest share of employees was observed in trade (16.7%), education (12.9%), industry (12.5%) and agriculture (11.8%).

At the main job, on average, the actual hours worked per week were 39 hours per employed person, 40 hours per employee, and 34 hours per self-employed worker.

The number of people who were unemployed but were not looking for a job or were not ready to start working (potential labor force) amounted to 29.1 thousand people.

The proportion of persons not included in the labor force was 31.6% of the population aged 15 and over.

Methodology for the formation of the main indicators of the labor market



[Spreadsheets](#)

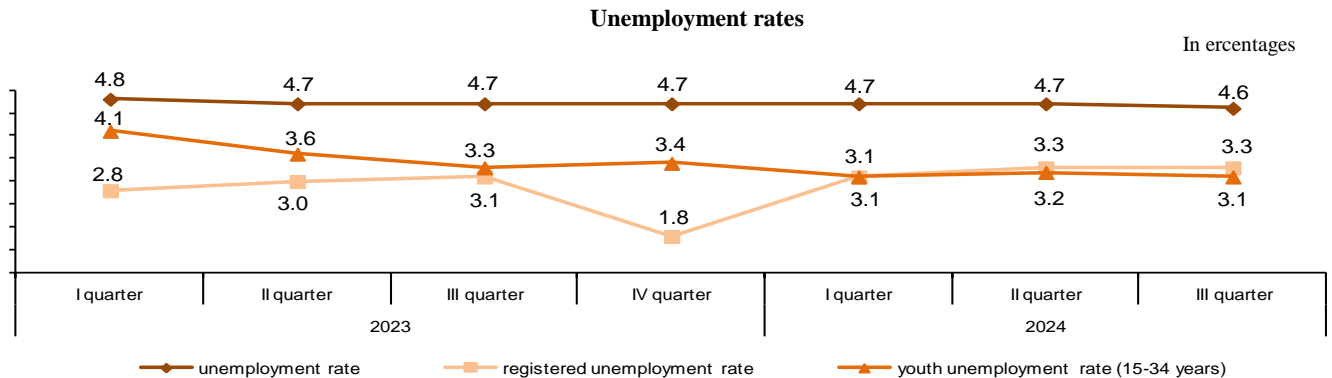
[Labor force](#)

[Employed population](#)
[Self-employment](#)
[Self-employed by income level](#)
[Working time](#)
[Unemployed population](#)
[Persons not in the labor force](#)

3. Dynamics of labor market indicators

The unemployment rate (according to the ILO methodology) decreased by 0.1% compared to the 3st quarter of 2023 and amounted to 4.6%. Officially at the end of September this year 2024 in the employment agencies of the MLSP RK 298.9 thousand people were registered as unemployed. Share of registered unemployed compared to 3st quarter 2023 it decreased by 0.2 percentage points and amounted to 3.1 % of the labor force.

The unemployment rate among youth aged 15 to 34 compared to 3.1%.



Key Labor Market Indicators

	Labor force, people	Employed population, people	Including		Unemployed population, people	Unemploye nt rate, %	Youth unemployment rate, % (aged 15-34)	Persons not included in the labor force, people
			wage- earners	self-employed workers				
2023								
I quarter	9 485 343	9 031 890	6 900 406	2 131 484	453 453	4,8	4,1	4 410 747
II quarter	9 567 725	9 115 082	6 945 820	2 169 262	452 643	4,7	3,6	4 329 223
III quarter	9 557 543	9 106 057	6 916 121	2 189 936	451 486	4,7	3,3	4 339 339
IV quarter	9 488 162	9 042 276	6 906 331	2 135 945	445 886	4,7	3,4	4 406 657
2024								
I quarter	9 619 969	9 167 300	6 981 361	2 185 939	452 669	4,7	3,1	4 533 817
II quarter	9 641 367	9 190 346	6 971 030	2 219 316	451 021	4,7	3,2	4 513 294
III quarter	9 682 380	9 233 828	7 020 149	2 213 679	448 552	4,6	3,1	4 479 152

Dynamic tables:

[Main indicators of Labor market per months, 2010-2024 \(estimated data\)](#)
[Labour force](#)
[Employed population](#)
[Employed population by TEA](#)
[Employees](#)
[Self-employed population](#)
[Unemployed population](#)
[Unemployment rate](#)
[Youth unemployment rate \(at the age of 15-34 years\)](#)
[Not in the labour force](#)
[Self-employed \(accordance with the Social Code of the Republic of Kazakhstan\)](#)
[Self-employed \(standards of the International Labor Organization\)](#)
[Main indicators of labour market \(year\)](#)
[Young people in the labor market](#)

4 . Glossary

The labor force is the employed and unemployed population.

Employed person - a natural person who carries out activities for payment or by deriving income through the use of property, the production and sale of goods, the performance of work, the provision of services.

Employed persons include:

- 1) employees, as well as persons having other paid work (elected, appointed or approved);
- 2) individual entrepreneurs;
- 3) persons engaged in private practice;
- 4) individuals carrying out activities under a civil law contract that are not employees;
- 5) individuals who are founders (participants) of business partnerships and founders, shareholders (participants) of joint-stock companies, as well as members of production cooperatives;
- 6) independent workers;
- 7) serving in the Armed Forces, other troops and military formations, law enforcement and special state bodies of the Republic of Kazakhstan.

An unemployed person is a natural person who is looking for a job and is ready to start work.

The unemployment rate is the share of the unemployed in the labor force, measured as a percentage.

The youth unemployment rate at the age of 15-34 is the share of the unemployed population aged 15-34 in the labor force at the same age, measured as a percentage.

The long-term unemployment rate is the proportion of the unemployed population who have been unemployed for 1 year or more in the labor force, measured as a percentage.

Persons outside the labor force - persons who are not employed or unemployed.

5 . Methodological explanations

In the Republic of Kazakhstan, since 2001, sample surveys of employment of the population have been conducted. The survey covers all regions of the republic on the basis of a selective method of observation with subsequent distribution of the results to the entire population. The units of observation are households and persons aged 15 and over.

The presented indicators are based on the results of a sample survey on an extended network of households (4.1% of the total number of households), the sample is formed once a year. Lists of households are formed on the basis of the Register of Housing Stock of the Republic of Kazakhstan. The sampling methodology was developed jointly with experts from the German Statistical Office DESTATIS as part of the KAZSTAT Project to Strengthen the National Statistical System of Kazakhstan.

The results of the survey were disseminated taking into account the current demographic statistics.

The survey of the population is carried out using the Questionnaire for a sample survey of employment of the population, which contains questions that characterize each member of the household. The questionnaire is structured according to the principle of a logical sequence of questions, on the basis of which the population is classified into employed or unemployed and persons not included in the labor force.

Concepts and definitions are given in accordance with the Law of the Social Code of the Republic of Kazakhstan dated April 20, 2023, as well as in accordance with the standards and methodological approaches of the International Labor Organization (ILO).

6. Useful links

[Methodology for determining the number of self-employed, the level of their average monthly income and the number of the unemployed population](#)

[Methodology for constructing a sample of households for a population employment survey](#)

[Methodology for the formation of working time indicators](#)

[Methodology for the formation of indicators reflecting labor migration based on the results of the nationwide statistical observation "Questionnaire for a sample survey of employment of the population"](#)

[Methodology for the formation of indicators of informal employment of the population](#)

Release Responsible: Department of Labor Statistics and Living Standards	Department director : N. Belonosova Tel. +7 7172 749022	Executor: G. Bekisheva Tel. +7 7172 74 9504 E-mail : gul.bekisheva@aspire.gov.kz	Address: 010000, city of Astan Mangilikel avenue , 8 House of Ministries, entrance 4
--	--	--	--