

On the implementation of construction work and commissioning of facilities in January-May 2023

Date of release: June 16, 2023

Next date of release: – July 18, 2023

1. Key points
2. Volumes of completed construction works
3. Commissioning of residential buildings
4. Glossary
5. Methodological explanations
6. Links to related publications
7. Useful links

1. Key points

In January-May 2023, the volume of construction work increased by 12.1% and amounted to 1489.7 billion tenge.

Of the total volume of construction work in the republic, private construction organizations – 80.8%, foreign – 19% and state – 0.2% were performed.

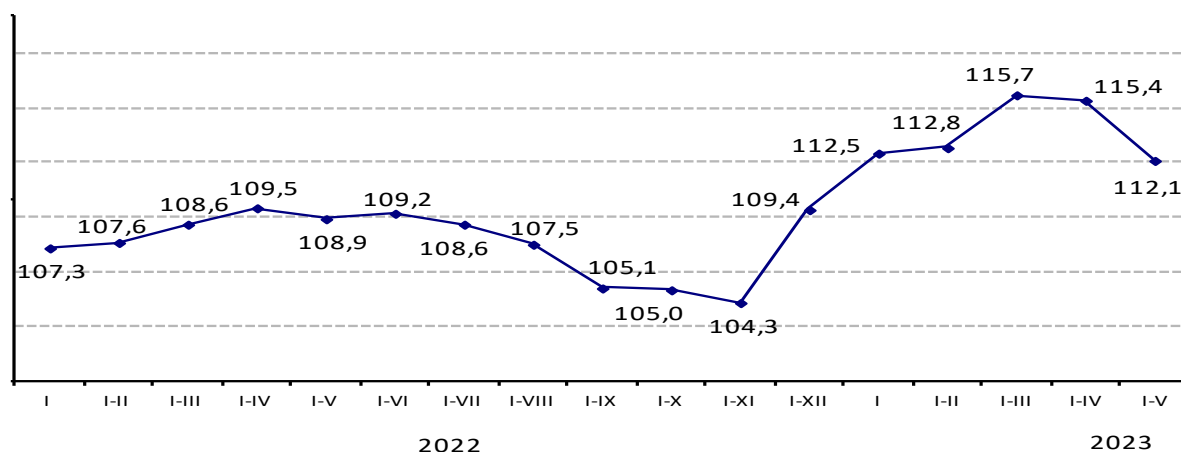
2. Volume of completed construction works

The increase in the volume of construction work in January-May 2023 compared to January-May 2022 is associated with construction and repair of non-residential buildings (by 17.9%) and structures (by 14.7%).

By types of construction work (services) performed in January-May 2023, the largest share is occupied by construction of non-residential buildings (21.2% in the total volume) and residential buildings (13.5%).

Indices of the physical volume of construction work

as a percentage of the corresponding period of the previous year



Dynamic tables:

[The volume of completed construction works \(services\) by months](#)

In the regional context, an increase in the volume of construction work was observed in all regions of the republic. Significant growth was noted in the regions of Kyzylorda (by 64.1%), Zhambyl (by 49.4%), Batys Kazakhstan (by 38%), Zhetisu (by 31.3%), Mangystau (by 31%), Soltustik Kazakhstan (by 29.2%), Abai (by 24.8%), Atyrau (by 16.1%), Turkistan (by 15%) regions and in the city of Shymkent (by 28.7%).

The volume of completed construction works (services)

	Total, thousand tenge	May 2023 as a percentage to		January-May 2023 as a percentage to January-May 2022	As a percentage of the republican volume
		April 2023	May 2022		
Republic of Kazakhstan	1 489 749 056	140,0	103,9	112,1	100,0
Abai	31 689 257	86,1	63,7	124,8	2,1
Akmola	40 966 794	375,4	103,8	103,7	2,7
Aktobe	56 955 246	182,8	95,0	108,2	3,8

Almaty	49 716 350	116,0	61,7	85,6	3,3
Atyrau	384 458 079	107,2	110,7	116,1	25,8
Batys Kazakhstan	55 037 256	116,9	149,2	138,0	3,7
Zhambyl	53 090 511	116,5	156,4	149,4	3,6
Zhetisu	30 282 985	159,3	143,0	131,3	2,0
Karagandy	91 552 785	213,9	82,8	94,5	6,1
Kostanai	42 186 966	144,4	92,6	106,7	2,8
Kyzylorda	27 868 072	176,5	242,6	164,1	1,9
Mangystau	57 650 819	90,7	102,8	131,0	3,9
Pavlodar	45 645 124	191,2	117,7	111,5	3,1
Soltustik Kazakhstan	23 854 845	146,5	162,4	129,2	1,6
Turkistan	66 216 796	120,8	119,1	115,0	4,4
Ulytau	27 714 739	105,0	114,5	111,1	1,9
Shygys Kazakhstan	73 139 389	170,8	111,0	109,9	4,9
Astana city	151 986 858	169,9	86,8	102,2	10,2
Almaty city	139 672 824	160,8	110,7	103,1	9,4
Shymkent city	40 063 361	148,9	138,4	128,7	2,7

Spreadsheets:

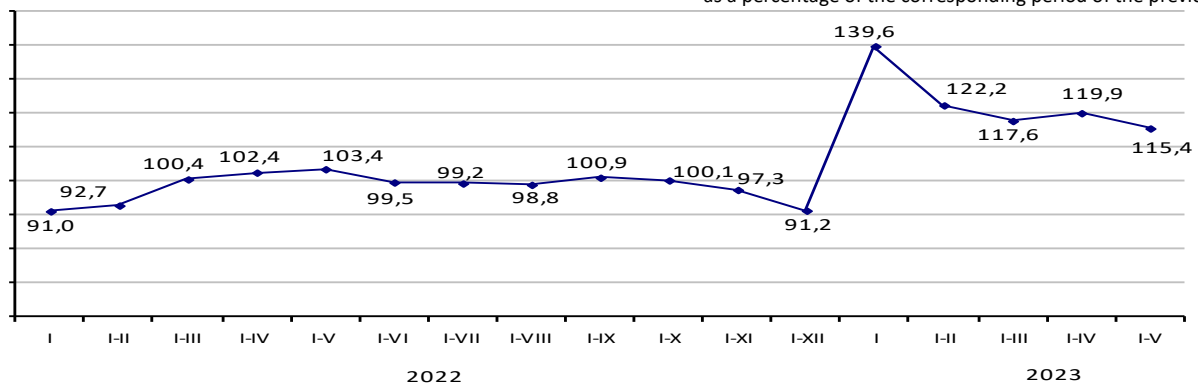
[Key indicators of enterprises and organizations engaged in construction activities, including by types of facilities and types of work](#)
[The volume of completed construction works \(services\) by the dimension of enterprises](#)
[The volume of completed construction works \(services\) by technological structure](#)

3. Commissioning of residential buildings

In January-May 2023, the total area of new facilities put into operation amounted to 6 217.6 thousand square meters

Indices of the physical volume of commissioned housing

as a percentage of the corresponding period of the previous year



Dynamic table:

[Commissioning of residential buildings](#)

The total area of housing commissioned increased by 15.4% compared to January-May 2022 and amounted to 5 470.3 thousand sq.m., of which 3 098.1 thousand sq.m. - multi-apartment and 2 335.5 thousand sq.m. - individual houses. Most of the housing – 5 113.8 thousand sq.m. or 93.5% was put into operation by private developers, of which the population is 2 364.3 thousand square meters.

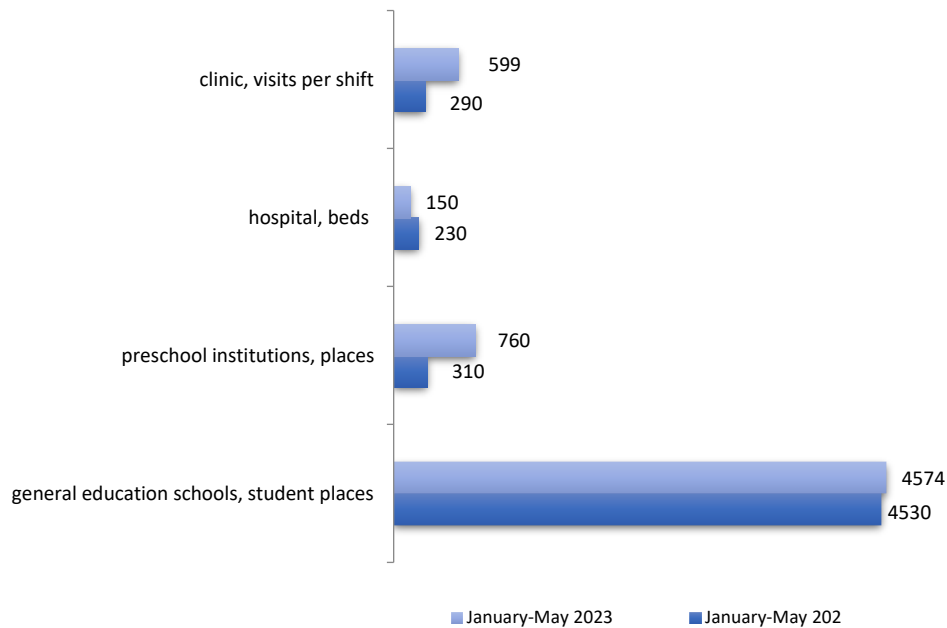
Total area of commissioned residential buildings

	Residential buildings commissioned		including developers				
	sq. meters of total area	as a percentage of the corresponding period of the previous year	state property	private property	of them		foreign property
					population	as a percentage of the corresponding period of the previous year	
Republic of Kazakhstan	5 470 302	115,4	295 143	5 113 770	2 364 259	99,1	61 389
Abai	90 651	120,7	-	90 651	34 263	92,2	-
Akmola	259 701	107,0	2 527	x	138 966	99,7	x
Aktobe	274 507	100,7	1 417	273 090	181 563	124,3	-

Almaty	397 030	114,1	5 325	x	298 969	101,1	x
Atyrau	191 408	59,7	-	177 130	160 830	81,4	14 278
Batys Kazakhstan	206 738	100,2	1 241	205 497	93 660	131,0	-
Zhambyl	211 581	100,6	17 575	194 006	171 818	92,1	-
Zhetisu	70 995	109,0	5 116	65 879	56 565	101,5	-
Karagandy	208 199	112,0	12 949	195 250	35 795	70,7	-
Kostanai	174 968	103,5	17 237	157 731	70 483	85,4	-
Kyzylorda	226 475	102,6	4 403	222 072	218 266	104,2	-
Mangystau	231 737	62,6	17 932	213 805	113 349	52,0	-
Pavlodar	89 147	107,3	-	89 147	42 336	86,2	-
Soltustik Kazakhstan	44 205	103,0	-	44 205	40 156	127,3	-
Turkistan	204 719	106,9	-	204 719	204 719	122,9	-
Ulytau	23 806	122,9	2 901	20 905	14 761	172,3	-
Shygyz Kazakhstan	97 330	105,6	9 102	88 228	32 078	96,9	-
Astana city	1 215 382	135,4	155 927	1 059 455	23 190	53,6	-
Almaty city	938 727	172,0	-	938 727	279 780	123,0	-
Shymkent city	312 996	173,0	41 491	271 505	152 712	111,9	-

In the field of education and healthcare, in January-May 2023, 11 general education schools for 4 574 student places, 13 preschool institutions for 760 places, 1 hospital for 150 beds and 3 clinic for 599 visits per shift were put into operation.

Commissioning of social and cultural facilities



Spreadsheets:

[Main characteristics of commissioned facilities](#)

[The actual cost of construction of commissioned facilities](#)

[Investments in housing construction \(by sources of financing and forms of ownership\)](#)

[Commissioning of residential buildings \(total and usable area of commissioned residential buildings\)](#)

[Commissioning of individual and multi-apartment residential buildings](#)

[Average actual construction costs for 1 sq. meters of the total area of residential buildings](#)

[Commissioning of the total area of housing per 1000 people](#)

[Commissioning of educational and healthcare facilities](#)

4. Glossary

Construction and installation work - construction work on the construction of buildings and structures, expansion, reconstruction and technical re-equipment; work on the installation of power, technological and other equipment.

Construction object - a separate building or structure with all related equipment, inventory, tools, galleries, flyovers, internal engineering networks and communications, for the construction (reconstruction, expansion) of which an independent object estimate is compiled.

5. Methodological explanations

Construction organizations include all general construction and specialized organizations, including repair and construction organizations. The main activity of construction organizations is to perform work under contracts with customers related to the type of economic activity "Construction" in accordance with the state "General Classifier of types of Economic Activities (GCTEA).

The volume of construction work includes the cost of construction work performed by enterprises engaged in construction activities under concluded construction contracts, which includes construction of new facilities, major and current repairs, reconstruction, modernization of residential and non-residential buildings, engineering structures.

The index of the physical volume of construction works (services) is determined by the ratio of the volumes of completed construction works of the analyzed period to the previous period in actual prices, taking into account the deflator (price index).

The total area of a residential building (residential building) is calculated as the sum of the total areas of all dwellings and the areas of all non-residential premises, as well as the areas of parts of a residential building that are common property.

More detailed methodological explanations are available at the following links:

Methodology for the formation of construction statistics indicators

Methodology for determining the gross output for the industry "Construction"

6. Links to related publications

[Statistical compilation "Investment and construction activities in the Republic of Kazakhstan"](#)

[Statistical compilation "Transport in the Republic of Kazakhstan"](#)

7. Useful links

Statistical form "Report on completed construction works (services)" (index 1-KS monthly);

Statistical form "Report on the commissioning of facilities" (index 2-KS, monthly);

Statistical form "Report on the commissioning of facilities by individual developers" (index 1-IS, monthly);

Information-analytical system "Taldau"/Construction and investments

Quality Report

Responsible for the release: Department of Production and Environment statistics	Director of the Department: A. Shauenova Tel. +7 7172 749056	Executor: O.Edel Tel. +7 7172 749313 E-mail: o.edel@aspire.gov.kz	Address: 010000, Astana city Mangilik el avenue, 8 House of Ministries, Entrance 4
---	---	---	--