

GDP by method of production

Date of release: 15.02.2024

Next date of release: 22.04.2024

1. [Key points](#)
2. [GDP by sectors of the economy](#)
3. [Real GDP growth](#)
4. [Glossary](#)
5. [Methodological notes](#)
6. [Links to related publications](#)
7. [Useful links](#)

1. Key points

The volume of the produced Gross Domestic Product for January-December 2023 (flash estimates) amounted to 119251165,7 million tenge.

GDP compared to the corresponding period of the previous year increased by 5,1% in real terms.

GDP, calculated at the average annual dollar exchange rate of the National Bank of the Republic of Kazakhstan, amounted to 261418,3 million US dollars.

2. GDP by sectors of the economy

In January- December 2023 to the corresponding period of the previous year real growth of production of goods, production of services and taxes on products amounted – 3,9%, 5,7% and 7,6%.

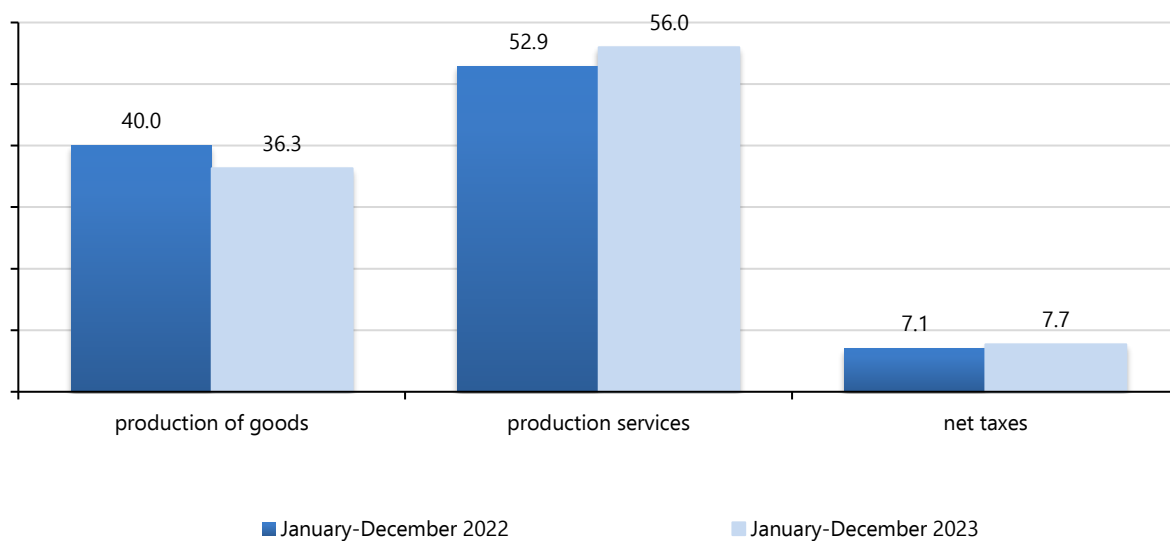
Table 1

GDP by production method for January-December 2023

	At current prices, million tenge	To the appropriate period of previous year, in percent		In percent to the end
		IPV	deflator	
Gross domestic product	119 251 165,7	105,1	110,2	100,0
<i>Production of goods</i>	43 327 657,8	103,9	100,0	36,3
Agriculture, forestry and fisheries	5 109 629,8	92,3	101,7	4,3
Industry	31 567 614,7	104,2	98,2	26,4
Mining and quarrying	15 056 086,5	104,6	94,6	12,6
Manufacturing industry	14 664 852,6	104,1	101,1	12,3
Supply of electricity, gas, steam, hot water and air conditioning	1 596 398,5	101,8	108,0	1,3
Water supply; collection, treatment and disposal of waste, activities for the elimination of pollution	250 277,1	101,9	98,7	0,2
Construction	6 650 413,3	113,3	107,6	5,6
<i>Service production</i>	66 742 762,6	105,7	117,3	56,0
Wholesale and retail trade; car and motorcycle repair	21 716 990,3	111,3	114,5	18,2
Transport and warehousing	6 368 105,2	107,1	106,9	5,3
Provision of accommodation and food services	1 293 205,2	106,5	115,4	1,1
Information and communication	2 362 883,4	107,1	104,6	2,0
Financial and insurance activities	3 855 702,8	101,5	119,8	3,2
Operations with real estate	8 778 245,3	102,8	126,8	7,4
Professional, scientific and technical activities	4 260 070,1	102,6	121,1	3,6
Activities in the area of administration and support services	2 801 584,0	100,9	125,1	2,3
Public administration and defense; compulsory social security	2 248 364,8	102,4	112,0	1,9
Education	5 129 317,0	101,7	119,4	4,3
Public Health and Social Services	3 678 402,3	101,0	123,1	3,1
Arts, entertainment and recreation	1 172 395,6	100,1	126,1	1,0
Provision of other types of services	3 005 063,7	102,0	126,0	2,5
Activities of households employing domestic workers; activities of households producing goods and services for their own consumption	72 432,9	100,8	114,5	0,1
<i>Gross value added</i>	110 070 420,4	104,9	109,8	92,3
Taxes on products	9 180 745,3	107,6	115,3	7,7

The shares of production of goods and production of services in GDP for January-December 2023 amounted to 36,3% and 56% respectively. The main share in the production of GDP is the industry – 26,4%.

in percent



Dynamic tables:

[GDP at current FEA prices](#)

[FEA GDP IPV](#)

[FEA GDP Deflator](#)

[Structure of GDP according to FEA](#)

[GDP by quarters](#)

[GDP by quarter seasonally adjusted](#)

[Dynamics of the oil and gas and raw materials sectors](#)

[Gross value added by type of ownership](#)

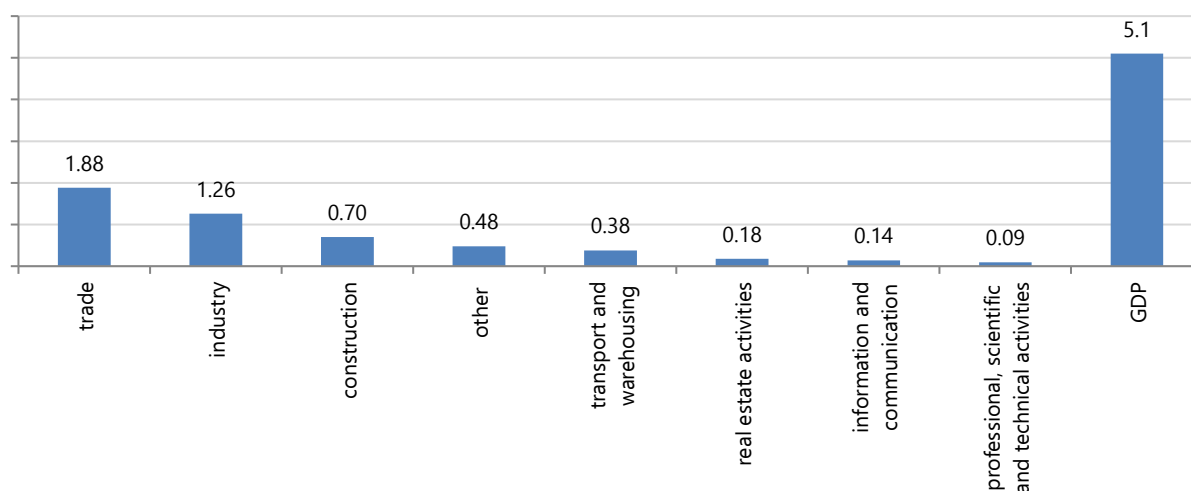
3. Real GDP growth

GDP increased by 5,1% in real terms compared to the corresponding period of the previous year. The largest growth was shown by "Construction" (13,3%), "Wholesale and retail trade; car and motorcycle repair" (11,3%), "Information and communication" (7,1%), "Transport and warehousing" (7,1%), "Accommodation and food service activities" (6,5%).

Picture 2

Contribution of the main sectors to GDP for January-December 2023

in percentage point

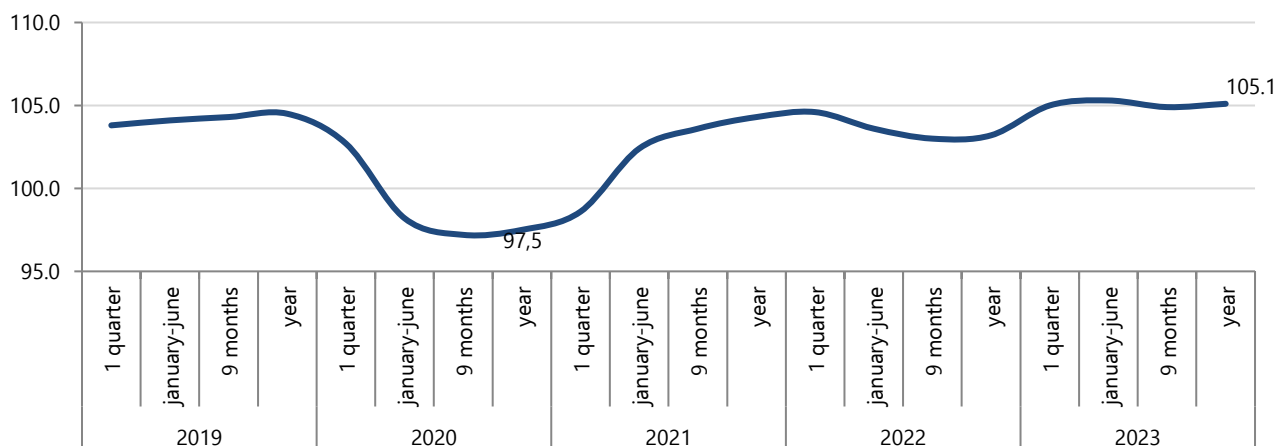


In dynamics over the past 5 years, there has been a decline in economic activity in 2020 due to the pandemic caused by Covid-19, as well as the introduction of restrictive measures (real GDP growth -2,5 %).

Starting from the II quarter of 2021, there has been a gradual economic recovery.

Dynamics of IPV Gross Domestic Product

in percent



4. Glossary

Gross domestic product (GDP) is one of the most important indicators of the system of national accounts, characterizing the final result of the country's economic activity.

Gross value added is the value of gross output minus the value of intermediate consumption, which serves as an indicator of the contribution to GDP made by individual producers, industries or sectors of the economy.

Gross output is the output of goods and services, representing the total value of goods and services resulting from the production activities of resident units of the national economy in the reporting period.

Intermediate consumption is the value of goods and services that are transformed or completely consumed in the production process.

A deflator is an indicator that characterizes the average change in prices in the economy over a certain period.

Contribution - the value of the influence of the percentage change in the indicator on the total value of GDP.

Taxes on products include taxes, the amount of which directly depends on the cost of goods produced and services rendered.

5. Methodological notes

Gross domestic product by production is the sum of gross value added by economic activity, which is increased by net taxes on products and on imports. The term "net" means that taxes are shown net of related subsidies.

6. Links to related publications

[GDP income method](#)

[GDP by end use method](#)

[Gross regional product](#)

[Short term economic indicator](#)

[National accounts of the Republic of Kazakhstan](#)

[Results of a one-time survey of non-profit organizations](#)

7. Useful links

[Methodological position on statistics](#)

[Methodology for estimating the non-observed economy](#)

[Methodology for assessing residential rent](#)

[Methodology for accounting for the output of financial intermediation services](#)

[Methodology for seasonal adjustment of statistical indicators developed on a monthly and quarterly basis](#)

[Methodology for accounting for financial services of second-tier banks](#)

[Methodology for accounting for central bank services](#)

[Methodology for measuring multifactorial performance](#)

[Methodology for constructing a composite leading indicator](#)

[Methodology for accounting for pension fund services](#)
[Methodology for assessing the volume of illegal activities](#)
[Methodology for accounting for insurance services](#)
[Methodology for accounting for taxes on products and imports](#)
[Methodology for calculating labor productivity](#)
[Methodology for calculating the gross domestic product by the production method at current and constant prices](#)
[Methodology for calculating the gross value added of financial activities at constant prices](#)
[National Accounts of the Republic of Kazakhstan, Quality Report, 2018](#)
[GDP by Production Method, Quality Report 2022](#)
[Analysis of nominal discrepancies in the calculation of SNA indicators, Quality Report, 2022](#)
[Information and analytical system "Taldau"](#)

Release Responsible: Department of National Accounts	Department director: Nakipbekov A.E. Tel. +7 7172 74 97 17	Executor: Baimuratova I.K., Zhunusova Z.A., Kishkeninova S.O. Tel. +7 7172 74 93 02 Email: in.baimuratova@aspire.gov.kz z.shigambaeva@aspire.gov.kz s.kishkeninova@aspire.gov.kz	Address: 010000, Astana city Mangilik el Avenue, 8 House of Ministries, Entrance 4
---	---	---	--
