

# On the implementation of construction work and commissioning of facilities in January-June 2023

Date of release: July 18, 2023

Next date of release: – August 17, 2023

1. Key points
2. Volumes of completed construction works
3. Commissioning of residential buildings
4. Glossary
5. Methodological explanations
6. Links to related publications
7. Useful links

## 1. Key points

In January-June 2023, the volume of construction work increased by 12.3% and amounted to 2403.2 billion tenge.

Of the total volume of construction work in the republic, private construction organizations – 85.4%, foreign – 14.5% and state – 0.1% were performed.

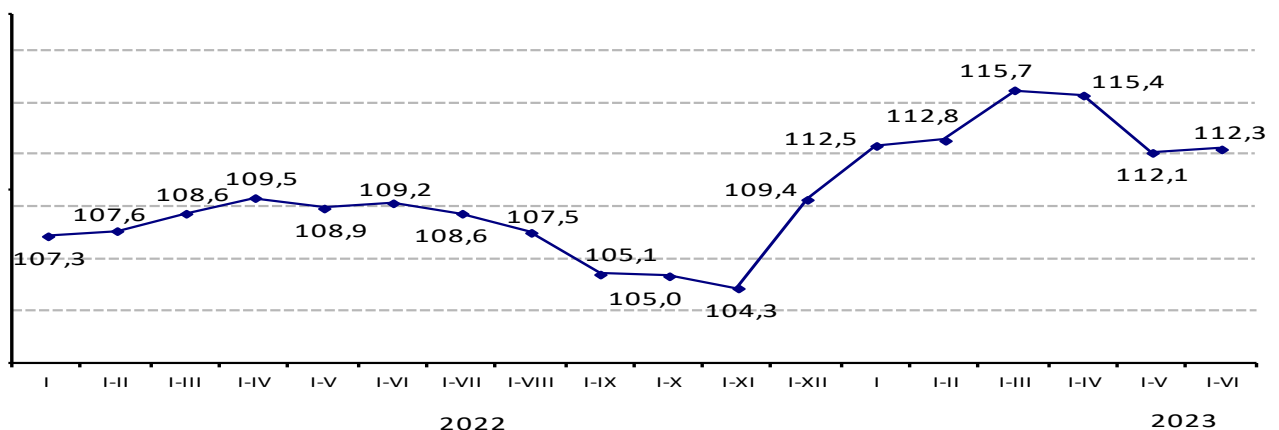
## 2. Volume of completed construction works

The increase in the volume of construction work in January-June 2023 compared to January-June 2022 is associated with construction and repair of structures (by 16.8%) and non-residential buildings (by 13.6%).

By types of construction work (services) performed in January-June 2023, the largest share is occupied by construction of non-residential buildings (21.9% in the total volume) and residential buildings (13.9%).

### Indices of the physical volume of construction work

as a percentage of the corresponding period of the previous year



### Dynamic tables:

[The volume of completed construction works \(services\) by months](#)

In the regional context, an increase in the volume of construction work was observed in all regions of the republic. Significant growth was noted in the regions of Zhetisu (by 87.6%), Abai (by 66.1%), Kyzylorda (by 54.9%), Zhambyl (by 38%), Batys Kazakhstan (by 37.9%), Mangystau (by 26.4%), Soltustik Kazakhstan (by 24.2%), Pavlodar (by 20.4%), Akmola (by 20.3%) regions and in the city of Shymkent (by 14%).

### The volume of completed construction works (services)

	Total, thousand tenge	June 2023 as a percentage to		January- June 2023 as a percentage to January-June 2022	As a percentage of the republican volume
		May 2023	June 2022		
<b>Republic of Kazakhstan</b>	2 403 165 823	192,0	110,6	112,3	100,0
Abai	63 080 530	518,1	245,5	166,1	2,6
Akmola	73 224 289	141,9	148,1	120,3	3,0
Aktobe	96 780 881	210,8	114,9	111,8	4,0
Almaty	92 979 807	280,7	123,0	100,4	3,9
Atyrau	477 852 975	80,8	65,6	101,3	19,9

Batys Kazakhstan	100 284 969	265,4	135,0	137,9	4,2
Zhambyl	108 330 650	413,2	129,3	138,0	4,5
Zhetisu	66 262 081	265,6	288,3	187,6	2,8
Karagandy	147 081 884	148,8	164,3	112,9	6,1
Kostanai	70 595 222	254,3	113,4	110,2	2,9
Kyzylorda	53 659 895	306,4	142,6	154,9	2,2
Mangystau	87 461 489	281,0	116,3	126,4	3,6
Pavlodar	98 810 435	270,7	126,5	120,4	4,1
Soltustik Kazakhstan	48 706 272	358,4	117,0	124,2	2,0
Turkistan	138 438 552	373,1	91,0	102,4	5,8
Ulytau	35 135 268	94,3	56,6	92,8	1,5
Shygys Kazakhstan	98 163 415	97,6	96,4	106,5	4,1
Astana city	254 782 240	174,5	96,0	100,5	10,6
Almaty city	219 935 445	235,7	129,1	111,8	9,2
Shymkent city	71 599 524	237,3	97,5	114,0	3,0

### Spreadsheets:

[Key indicators of enterprises and organizations engaged in construction activities, including by types of facilities and types of work](#)

[The volume of completed construction works \(services\) by the dimension of enterprises](#)

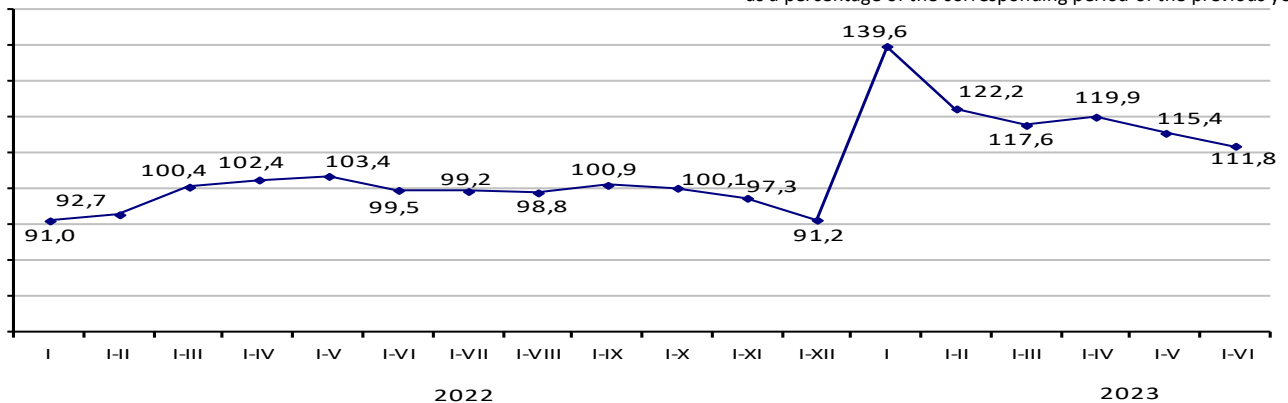
[The volume of completed construction works \(services\) by technological structure](#)

### 3. Commissioning of residential buildings

In January-June 2023, the total area of new facilities put into operation amounted to 8287.2 thousand square meters

#### Indices of the physical volume of commissioned housing

as a percentage of the corresponding period of the previous year



#### Dynamic table:

[Commissioning of residential buildings](#)

The total area of housing commissioned increased by 11.8% compared to January-June 2022 and amounted to 7370.5 thousand sq.m., of which 4321.7 thousand sq.m. - multi-apartment and 3009 thousand sq.m. - individual houses. Most of the housing – 6878.4 thousand sq.m. or 93.3% was put into operation by private developers, of which the population is 3038.8 thousand square meters.

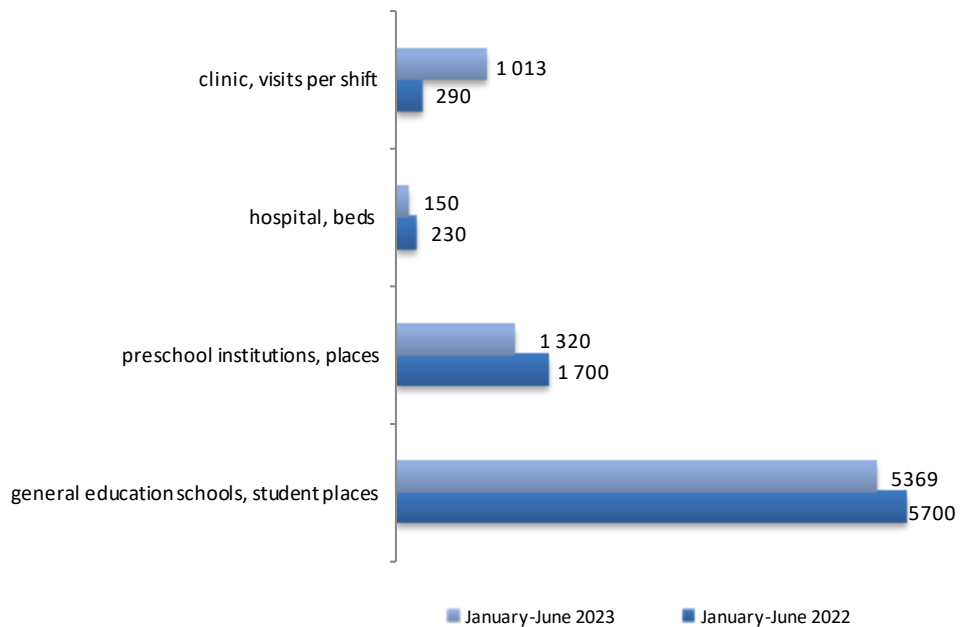
#### Total area of commissioned residential buildings

	Residential buildings commissioned		including developers				
	sq. meters of total area	as a percentage of the corresponding period of the previous year	state property	private property	of them		foreign property
					population	as a percentage of the corresponding period of the previous year	
<b>Republic of Kazakhstan</b>	7 370 463	111,8	418 850	6 878 400	3 038 785	97,7	73 213
Abai	130 102	130,7	10 021	120 081	45 391	98,8	-
Akmola	310 297	103,9	2 527	304 376	169 811	99,8	x
Aktobe	393 137	104,6	5 073	381 309	251 251	121,6	6 755
Almaty	539 940	112,0	6 625	489 598	384 110	93,8	x
Atyrau	268 799	71,4	-	254 521	204 710	86,1	14 278

Batys Kazakhstan	274 609	104,9	1 241	273 368	113 408	125,6	-
Zhambyl	304 104	101,8	21 280	282 824	256 529	101,9	-
Zhetisu	103 859	130,3	24 782	79 077	61 912	89,2	-
Karagandy	232 644	112,2	12 949	219 695	42 762	79,5	-
Kostanai	242 469	101,2	18 219	219 181	87 626	88,7	x
Kyzylorda	318 744	102,1	4 403	314 341	310 535	103,2	-
Mangystau	357 663	69,0	34 563	323 100	140 825	53,9	-
Pavlodar	135 854	120,7	21 626	114 228	53 666	76,2	-
Soltustik Kazakhstan	76 050	89,7	-	76 050	54 727	109,2	-
Turkistan	308 556	104,2	36 058	272 498	272 498	115,9	-
Ulytau	28 668	141,1	4 740	23 928	16 252	170,6	-
Shygys Kazakhstan	135 591	107,9	17 325	118 266	44 261	88,4	-
Astana city	1 593 821	128,3	155 927	1 437 894	27 270	53,1	-
Almaty city	1 225 765	142,0	-	1 225 765	314 898	112,9	-
Shymkent city	389 791	132,3	41 491	348 300	186 343	111,9	-

In the field of education and healthcare, in January-June 2023, 15 general education schools for 5369 student places, 17 preschool institutions for 1320 places, 1 hospital for 150 beds and 7 clinic for 1013 visits per shift were put into operation.

### Commissioning of social and cultural facilities



### Spreadsheets:

[Main characteristics of commissioned facilities](#)

[The actual cost of construction of commissioned facilities](#)

[Investments in housing construction \(by sources of financing and forms of ownership\)](#)

[Commissioning of residential buildings \(total and usable area of commissioned residential buildings\)](#)

[Commissioning of individual and multi-apartment residential buildings](#)

[Average actual construction costs for 1 sq. meters of the total area of residential buildings](#)

[Commissioning of the total area of housing per 1000 people](#)

[Commissioning of educational and healthcare facilities](#)

## 4. Glossary

Construction and installation work - construction work on the construction of buildings and structures, expansion, reconstruction and technical re-equipment; work on the installation of power, technological and other equipment.

Construction object - a separate building or structure with all related equipment, inventory, tools, galleries, flyovers, internal engineering networks and communications, for the construction (reconstruction, expansion) of which an independent object estimate is compiled.

## 5. Methodological explanations

Construction organizations include all general construction and specialized organizations, including repair and construction organizations. The main activity of construction organizations is to perform work under contracts with customers related to the type of economic activity "Construction" in accordance with the state "General Classifier of types of Economic Activities (GCTEA).

The volume of construction work includes the cost of construction work performed by enterprises engaged in construction activities under concluded construction contracts, which includes construction of new facilities, major and current repairs, reconstruction, modernization of residential and non-residential buildings, engineering structures.

The index of the physical volume of construction works (services) is determined by the ratio of the volumes of completed construction works of the analyzed period to the previous period in actual prices, taking into account the deflator (price index).

The total area of a residential building (residential building) is calculated as the sum of the total areas of all dwellings and the areas of all non-residential premises, as well as the areas of parts of a residential building that are common property.

**More detailed methodological explanations are available at the following links:**

Methodology for the formation of construction statistics indicators

Methodology for determining the gross output for the industry "Construction"

## 6. Links to related publications

[Statistical compilation "Investment and construction activities in the Republic of Kazakhstan"](#)

[Statistical compilation "Transport in the Republic of Kazakhstan"](#)

## 7. Useful links

Statistical form "Report on completed construction works (services)" (index 1-KS monthly);

Statistical form "Report on the commissioning of facilities" (index 2-KS, monthly);

Statistical form "Report on the commissioning of facilities by individual developers" (index 1-IS, monthly);

Information-analytical system "Taldau"/Construction and investments

Quality Report

<b>Responsible for the release:</b>	<b>Director of the Department:</b>	<b>Executor:</b>	<b>Address:</b>
Department of Production and Environment statistics	A. Shaunova Tel. +7 7172 749056	O.Edel Tel. +7 7172 749313 E-mail: o.edel@aspire.gov.kz	010000, Astana city Mangilik el avenue, 8 House of Ministries, Entrance 4