

"Main indicators of the labor market in the Republic of Kazakhstan"

- Employment and unemployment

Employment and unemployment

Release date: 11.08.2023

Next release date: 13.11.2023

[1. Key points](#)

[2. Situation on the labor market](#)

[3. Dynamics of labor market indicators](#)

[4. Glossary](#)

[5. Methodological explanations](#)

[6. Links to related publications](#)

[7. Useful links](#)

[1. Key points](#)

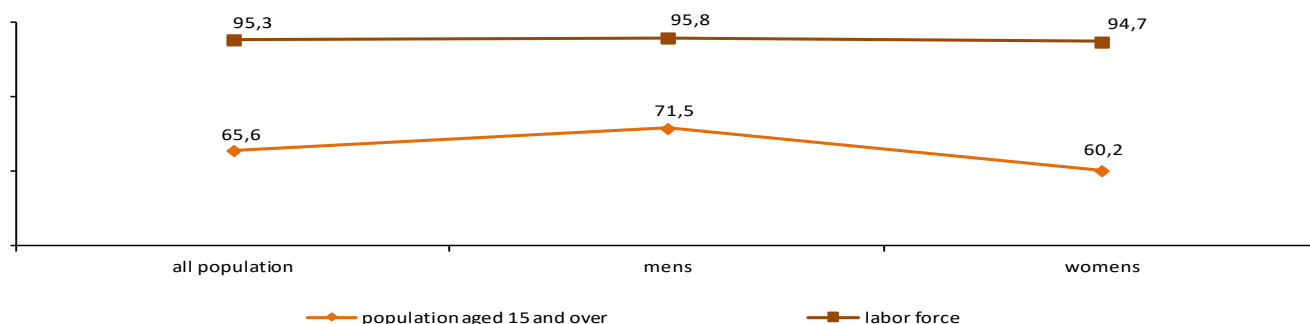
Employment rate to the population aged 15 years and older in the 2st quarter of 2023 amounted to 65.6%, to the labor force - 95.3%. Unemployment rate (according to the methodology of the International Labor Organization) for amounted to 4.8%. The number of unemployed (according to ILO methodology) amounted to 452.6 thousand people. The proportion of NEET youth who are neither employed nor engaged in education or training was 7.5%.

At the end of March this year According to the Ministry of Labor and Social Protection of the Population of the Republic of Kazakhstan, 41.8 thousand people applied to the employment authorities as job seekers. A total of 31 thousand employment measures were provided, 8.2 thousand people were sent for vocational training or retraining, advanced training, and 4.4 thousand people took part in public works.

Picture 1

Employment rate

in percentages



[2. Situation on the labor market](#)

According to the sample survey of employment of the population for the 2st quarter of 2023. 9.6 million people were employed in various sectors of the economy of Kazakhstan, of which 6.9 million people worked for hire (76.2% of the total number of people employed in the economy), 2.2 million people were self-employed (23.8% of the total number of people employed in the economy).

Compared with the 2st quarter of 2022, total employment increased by 144 thousand people, mainly due to employees (104.1 thousand people), the number of self-employed (by 39.9 thousand people).


The largest share of employees was observed in trade (16.6%), education (12.9%) and industry (12.3%), agriculture (12.2%).

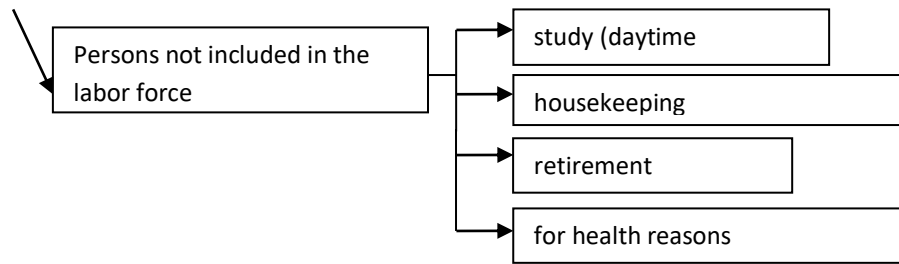
At the main job, on average, the actual hours worked per week were 38 hours per employed person, 40 hours per employee, and 34 hours per self-employed worker.

The number of people who were unemployed but were not looking for a job or were not ready to start working (potential labor force) amounted to 30.7 thousand people.

The proportion of persons not included in the labor force was 31.2% of the population aged 15 and over.

Methodology for the formation of the main indicators of the labor market





Spreadsheets

[Labor force](#)

[Employed population](#)

[Self-employment](#)

[Self-employed by income level](#)

[Working time](#)

[Unemployed population](#)

[Persons not in the labor force](#)

3. Dynamics of labor market indicators

The unemployment rate (according to the ILO methodology) decreased to 4.7% compared to 2st 2022.

Officially at the end of March this year, in the employment agencies of the Ministry of Labor and Social Protection of the Republic of Kazakhstan 283.2 thousand people were registered as unemployed. Share of registered unemployed compared to 2st quarter of the previous year a increased by 0.8 percentage points and amounted to 3% of the labor force.

The unemployment rate among youth aged 15 to 34 compared to 3.6%.

Figure 2

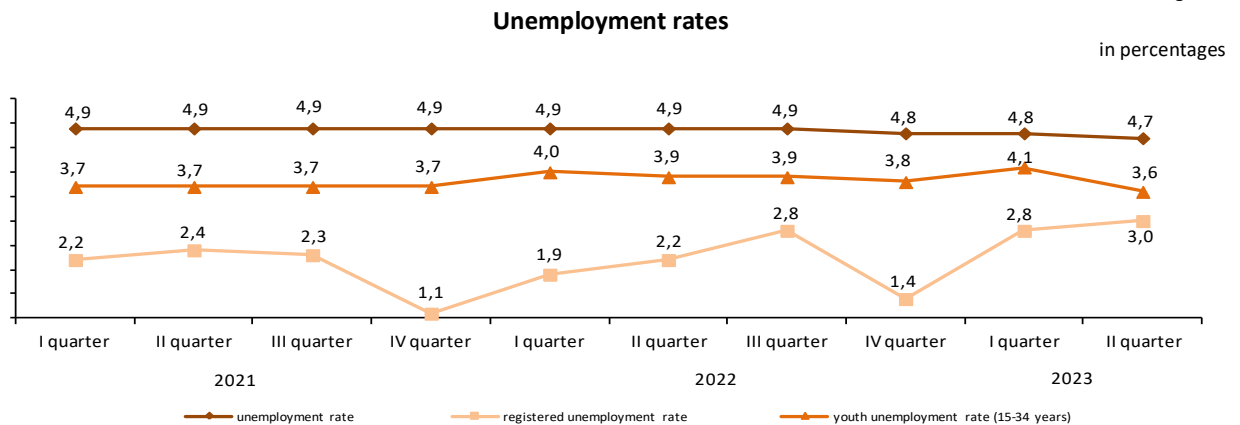


Table 1

Key Labor Market Indicators

	Labor force, people	Employed population, people	Including		Unemployed population, people	Unemployment rate, %	Youth unemployment rate ¹⁾ , % (aged 15-34)	Persons not included in the labor force, people
			wage-earners	self-employed workers				
2021								
I quarter	9 232 393	8 781 122	6 702 718	2 078 404	451 271	4.9	3.7	4 108 763
II quarter	9 256 383	8 805 024	6 700 319	2 104 705	451 359	4.9	3.7	4 072 404
III quarter	9 263 614	8 812 861	6 684 896	2 127 965	450 753	4.9	3.7	4 063 470
IV quarter	9 262 301	8 811 894	6 717 036	2 094 858	450 407	4.9	3.7	4 058 508
2022								
I quarter	9 419 497	8 959 601	6 860 875	2 098 726	459 896	4.9	4.0	4 267 930
II quarter	9 431 321	8 971 044	6 841 372	2 129 390	460 277	4.9	3.9	4 257 752
III quarter	9 430 788	8 971 603	6 837 764	2 133 839	459 185	4.9	3.9	4 260 470
IV quarter	9 421 585	8 965 536	6 830 886	2 134 650	456 049	4.8	3.8	4 268 903
2023								
I quarter	9 485 343	9 031 890	6 900 406	2 131 484	453 453	4.8	4.1	4 410 747
II quarter	9 567 725	9 115 082	6 945 820	2 169 262	452 643	4.7	3.6	4 329 223

¹⁾ 2021-2022 the data were generated in accordance with the Law of the Republic of Kazakhstan "On State Youth Policy", aged 15-28, under 29 years old (28+). From January 1, 2023 the age of young people is increased to 35 years.

Dynamic tables:

[The main indicators of the labor market of the Republic of Kazakhstan by months \(estimated data\)](#)

[Key labor market indicators \(quarter\)](#)

[Employed population](#)

[Self-employed population \(accordance with the Social Code of the Republic of Kazakhstan\)](#)

[Youth in the labor market](#)

4 . Glossary

The labor force is the employed and unemployed population.

Employed person - a natural person who carries out activities for payment or by deriving income through the use of property, the production and sale of goods, the performance of work, the provision of services.

Employed persons include:

- 1) employees, as well as persons having other paid work (elected, appointed or approved);
- 2) individual entrepreneurs;
- 3) persons engaged in private practice;
- 4) individuals carrying out activities under a civil law contract that are not employees;
- 5) individuals who are founders (participants) of business partnerships and founders, shareholders (participants) of joint-stock companies, as well as members of production cooperatives;
- 6) independent workers;
- 7) serving in the Armed Forces, other troops and military formations, law enforcement and special state bodies of the Republic of Kazakhstan.

An unemployed person is a natural person who is looking for a job and is ready to start work.

The unemployment rate is the share of the unemployed in the labor force, measured as a percentage.

The youth unemployment rate at the age of 15-34 is the share of the unemployed population aged 15-34 in the labor force at the same age, measured as a percentage.

The long-term unemployment rate is the proportion of the unemployed population who have been unemployed for 1 year or more in the labor force, measured as a percentage.

Persons outside the labor force - persons who are not employed or unemployed.

5 . Methodological explanations

In the Republic of Kazakhstan, since 2001, sample surveys of employment of the population have been conducted. The survey covers all regions of the republic on the basis of a selective method of observation with subsequent distribution of the results to the entire population. The units of observation are households and persons aged 15 and over.

The presented indicators are based on the results of a sample survey on an extended network of households (4.3% of the total number of households), the sample is formed once a year. Lists of households are formed on the basis of the Register of Housing Stock of the Republic of Kazakhstan. The sampling methodology was developed jointly with experts from the German Statistical Office DESTATIS as part of the KAZSTAT Project to Strengthen the National Statistical System of Kazakhstan.

The results of the survey were disseminated taking into account the current demographic statistics.

The survey of the population is carried out using the Questionnaire for a sample survey of employment of the population, which contains questions that characterize each member of the household. The questionnaire is structured according to the principle of a logical sequence of questions, on the basis of which the population is classified into employed or unemployed and persons not included in the labor force.

Concepts and definitions are given in accordance with the Law of the Social Code of the Republic of Kazakhstan dated April 20, 2023, as well as in accordance with the standards and methodological approaches of the International Labor Organization (ILO).

6 . Links to related publications

[Spreadsheets: Employment in Kazakhstan](#)

Release Responsible: Department of Labor Statistics and Living Standards	Department director : N. Belonosova Tel. +7 7172 749022	Executor: G. Bekisheva Tel. +7 7172 74 9504 Email : gul . bekisheva @ aspire . gov . kz	Address: 010000, city of Astan Mangilikel avenue , 8 House of Ministries, entrance 4
--	--	---	--