

1. Key points

[SME in the context of organizational and legal forms](#)

[SME by type of economic activity](#)

2. Contribution of SME to the national economy

3. Glossary

4. Methodological notes

5. Links to related publications

6. Useful links

1. Key points

The number of registered SME entities as of July 1, 2023 amounted to 2223.5 thousand units;

SME entities as of July 1, 2023 amounted to 2015 thousand units;

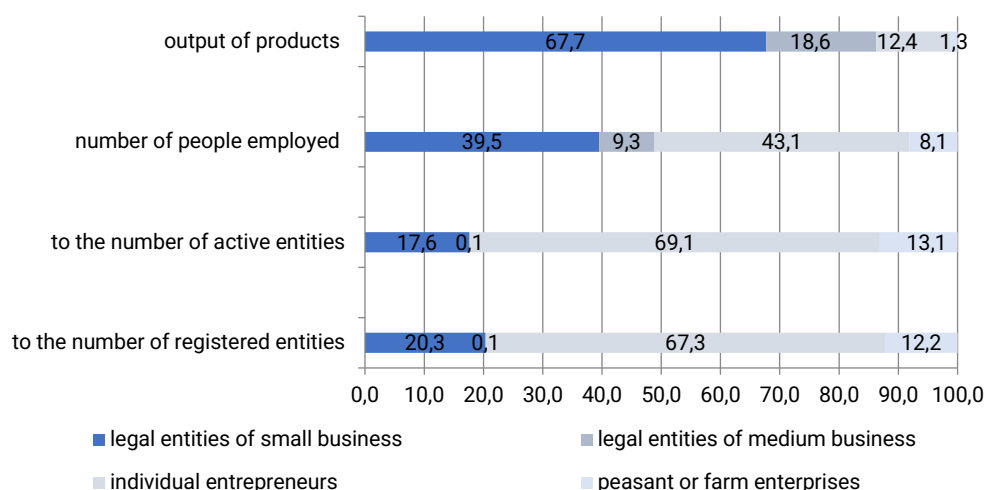
The number of people employed in SME as of July 1, 2023 amounted to 4273 thousand people;

The output of products by SME entities in January-June 2023 amounted to 28791.4 billion rubles.

Picture 1

The structure of the main performance indicators of SME entities for January-June of 2023

in percentages



In the total number of operating SME entities, the share of individual entrepreneurs was 69.1%, legal entities of small business - 17.6%, peasant or farm enterprises - 13.1%, legal entities of medium business - 0.1%.

[SME in the context of organizational and legal forms](#)

In terms of organizational and legal forms, the largest number of registered entities are individual entrepreneurs - 1.5 million units, of which 1.4 million units are active.

The largest number of employed falls on small enterprises - 1.7 million people and individual entrepreneurs - 1.8 million units.

The output of small enterprises amounted to 19.5 trillion. tenge, which is 68% of the total output of all SME entities.

Table 1

Main performance indicators of SME entities

	July 1, 2023	July 1, 2022
Registered small and medium enterprises, units	2 223 486	1 798 349
including:		
small enterprises	452 053	426 271
medium enterprises	2 940	2 880
individual entrepreneurs	1 496 527	1 137 768
farms or farms	271 966	231 430
Operating small and medium enterprises, units	2 015 030	1 559 859

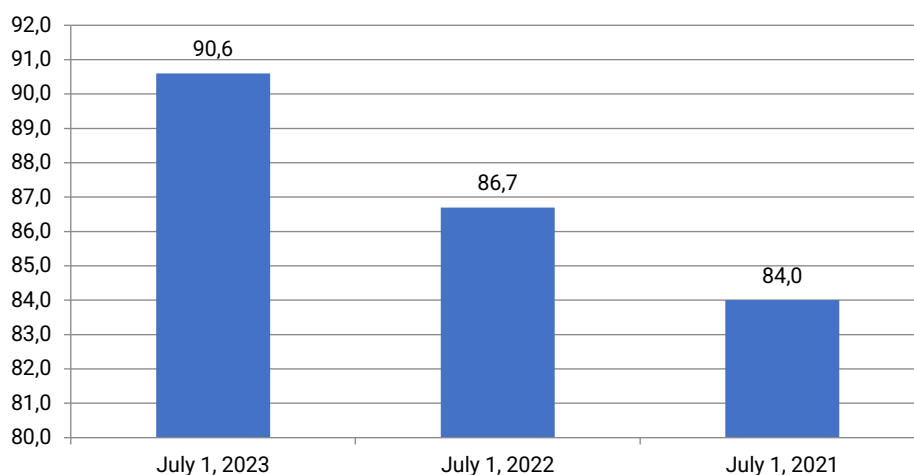
including:		
small enterprises	354 618	315 270
medium enterprises	2 851	2 750
individual entrepreneurs	1 392 945	1 019 397
farms or farms	264 616	222 442
Number of people employed in small and medium enterprises, people	4 272 966	3 761 990
including:		
at small enterprises	1 689 156	1 604 071
at medium enterprises	398 771	380 030
from individual entrepreneurs	1 839 808	1 473 239
in farms or farms	345 231	304 650
Output of products by small and medium enterprises, million tenge	28 791 406	23 416 338
including:		
small enterprises	19 488 375	16 710 783
medium enterprises	5 361 255	4 311 548
individual entrepreneurs	3 576 709	2 080 150
farms or farms	365 067	313 857

Dynamic tables:

Figure 2

Share of active in the total number of registered SME entities

in percentages



The share of operating in the total number of registered SME entities amounted to 90.6%, which is 3.9 p.p. above the level of the previous year. The largest share in the regional context prevails in Turkestan (97.9%), Kyzylorda (93.9%) and Kostanay (93.3%) regions. The smallest share was recorded in Almaty (85.7%).

table 2

Main performance indicators of SME entities

	On July 1, 2023		On July 1, 2022	
	to the number of registered SME entities, units init	to the number of active SME entities, units init	to the number of registered SME entities, units init	to the number of active SME entities, units init
Republic of Kazakhstan	2 223 486	2 015 030	1 798 349	1 559 859
Abai	59 406	53 942	49 482	43 647
Akmola	63 670	58 306	56 650	50 755
Aktobe	97 662	88 548	80 868	71 977
Almaty	142 363	133 532	108 197	96 653
Atyrau	74 428	67 934	62 320	55 331
Batys Kazakhstan	64 474	58 886	53 045	46 545
Zhambyl	119 717	106 122	92 479	77 193
Zhetisu	65 203	59 862	53 000	45 617
Karagandy	112 479	100 124	96 183	83 038
Kostanai	69 847	65 149	61 414	56 549
Kyzylorda	77 590	72 872	59 023	53 725
Mangystau	89 490	83 144	70 683	63 636
Pavlodar	62 058	55 351	54 416	47 517
Soltustik Kazakhstan	38 461	34 759	34 748	30 890
Turkistan	216 020	211 477	158 974	155 073
Ulytau	20 545	19 109	16 189	14 619
Shygys Kazakhstan	72 400	64 599	64 214	55 859

Astana city	252 958	223 597	206 930	179 003
Almaty city	384 178	329 082	318 178	244 367
Shymkent city	140 537	128 635	101 356	87 865
	On July 1, 2023	For January-June 2023	On July 1, 2022	For January-June 2022
	number of people employed in SME, people	in the output of products by SME entities, million tons	number of people employed in SME, people	in the output of products by SME entities, million tons
Republic of Kazakhstan	4 272 966	28 791 406	3 761 990	23 416 338
Abai	102 027	396 485	92 657	250 311
Akmola	144 408	646 252	136 453	560 777
Aktobe	181 460	861 883	166 481	640 171
Almaty	241 349	1 526 652	202 486	1 165 281
Atyrau	157 942	2 472 889	142 410	2 447 950
Batys Kazakhstan	125 887	1 014 997	113 012	1 000 071
Zhambyl	164 746	444 912	133 315	311 259
Zhetisu	109 994	362 555	96 384	322 121
Karagandy	242 333	1 162 903	222 448	955 474
Kostanai	165 376	874 951	160 337	791 687
Kyzylorda	124 376	300 577	107 387	232 461
Mangystau	158 306	867 344	146 998	784 979
Pavlodar	140 000	613 439	133 681	503 461
Soltustik Kazakhstan	105 971	386 646	104 876	428 739
Turkistan	288 555	565 393	231 539	417 299
Ulytau	31 567	92 466	27 626	66 959
Shygys Kazakhstan	165 435	715 742	151 780	558 117
Astana city	503 872	6 172 840	444 329	4 836 760
Almaty city	899 004	8 160 412	758 393	6 404 483
Shymkent city	220 358	1 152 068	189 398	737 978

Dynamic tables:

[Number of registered SME entities by region](#)

[Number of active SME entities by region](#)

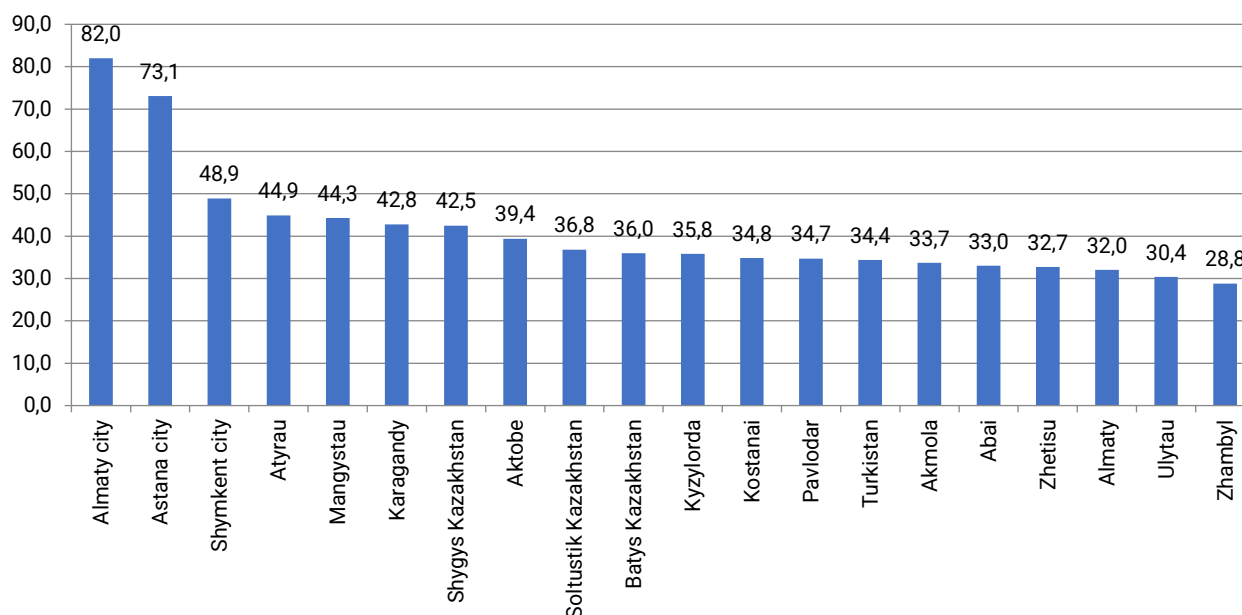
[Number of people employed in SME by regions](#)

[Output of products by SME by region](#)

Figure 3

Share of employed in SME in the economically active population for January-June of 2023

in percentages



SMEs account for 44.7% of the total economically active population of the country. The largest share in the regional context prevails in Almaty and Astana. The smallest share was recorded in the Zhambyl region.

SME by type of economic activity

The number of registered SME entities as of July 1, 2023 amounted to 2223.5 thousand units and increased by 23.6% compared to the corresponding date in 2022 - 1798.3 thousand units.

The number of operating SME entities as of July 1, 2023 amounted to 2015 thousand units and increased by 29.2% compared to the same period in 2022 - 1559.9 thousand units.

The number of people employed in SME as of July 1, 2023 amounted to 4273 thousand people, which is 13.6% more.

The output of products by SME entities for January-June 2023 amounted to 28791.4 billion tenge and increased by 23% compared to the corresponding period of 2022 in comparable prices.

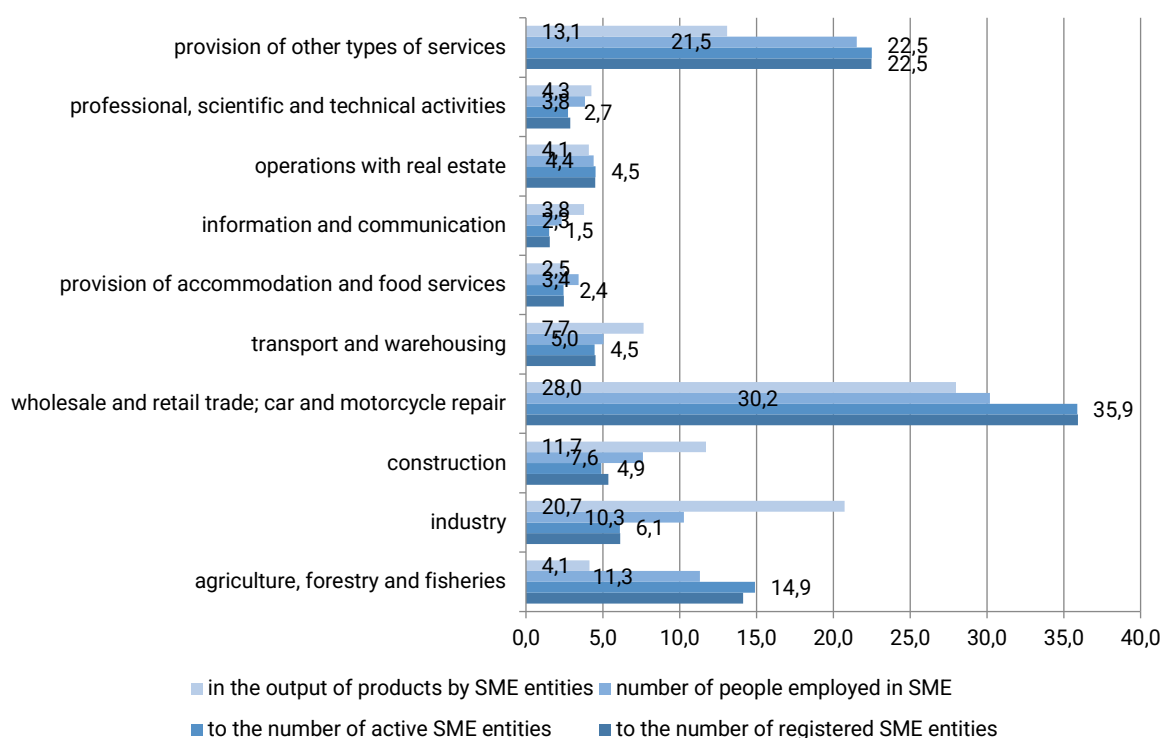
Table3

Main performance indicators of SME entities by type of economic activity

	Number of registered SME entities, units		Number of active SME entities, units		Number of people employed in SME, pers.		Output of products by SME entities, million tenge	
	as of July 1, 2023	as of July 1, 2022	as of July 1, 2023	as of July 1, 2022	as of July 1, 2023	as of July 1, 2022	for January-June 2023	for January-June 2022
Total	2 223 486	1 798 349	2 015 030	1 559 859	4 272 966	3 761 990	28 791 406	23 416 338
Agriculture, forestry and fisheries	314 227	276 177	300 370	259 320	483 954	445 259	1 189 272	924 187
Industry	136 428	91 049	123 076	76 597	438 958	385 509	5 972 845	5 413 309
Mining industry and quarrying	5 731	5 239	4 823	4 230	39 899	39 904	1 693 933	1 516 519
Processing industry	124 045	79 557	112 623	67 322	361 226	310 072	3 800 772	3 422 136
Supply of electricity, gas, steam, hot water and air conditioning	2 295	2 102	1 947	1 655	16 877	15 353	358 519	377 810
Water supply; collection, treatment and disposal of waste, activities for the elimination of pollution	4 357	4 151	3 683	3 390	20 956	20 180	119 621	96 844
Construction	119 190	109 068	98 786	87 064	325 461	311 447	3 375 176	2 879 027
Wholesale and retail trade; car and motorcycle repair	798 506	604 931	723 015	520 536	1 290 272	1 097 294	8 060 293	7 051 571
Transport and warehousing	100 921	92 256	90 106	79 003	215 527	189 603	2 205 165	1 517 573
Provision of accommodation and food services	54 752	48 381	49 333	42 346	146 718	143 641	723 905	510 684
Information and communication	34 686	29 687	30 561	24 798	99 461	83 041	1 089 120	629 951
Financial and insurance activities	7 919	8 083	5 448	5 174	26 591	23 635	392 337	297 778
Operations with real estate	100 429	92 554	91 203	80 107	188 291	172 240	1 176 332	903 898
Professional, scientific and technical activities	64 306	61 600	55 302	50 805	163 947	154 367	1 224 446	882 992
Activities in the field of administrative and support services	60 703	50 941	54 148	43 259	201 832	179 910	1 041 151	746 654
Education	42 430	33 741	38 785	29 959	145 416	131 532	337 758	237 295
Public health and social services	19 102	15 624	17 659	14 088	88 941	88 982	356 038	335 000
Arts, entertainment and recreation	19 562	16 764	17 417	13 976	39 117	35 194	782 443	507 315
Provision of other types of services	350 325	267 493	319 821	232 827	418 480	320 336	865 125	579 104

Figure 4

The structure of the main performance indicators of SME entities in the context of FEA for January-June of 2023



The largest share of the number of entities, the number of employees and output prevails in the industry «Wholesale and retail trade; repair of cars and motorcycles»

2. Contribution of SME to the national economy

According to official statistics, the share of SME in GDP for January-June 2023 in the republic amounted to 36.4% and increased by 0.7 percentage points compared to the corresponding period last year.

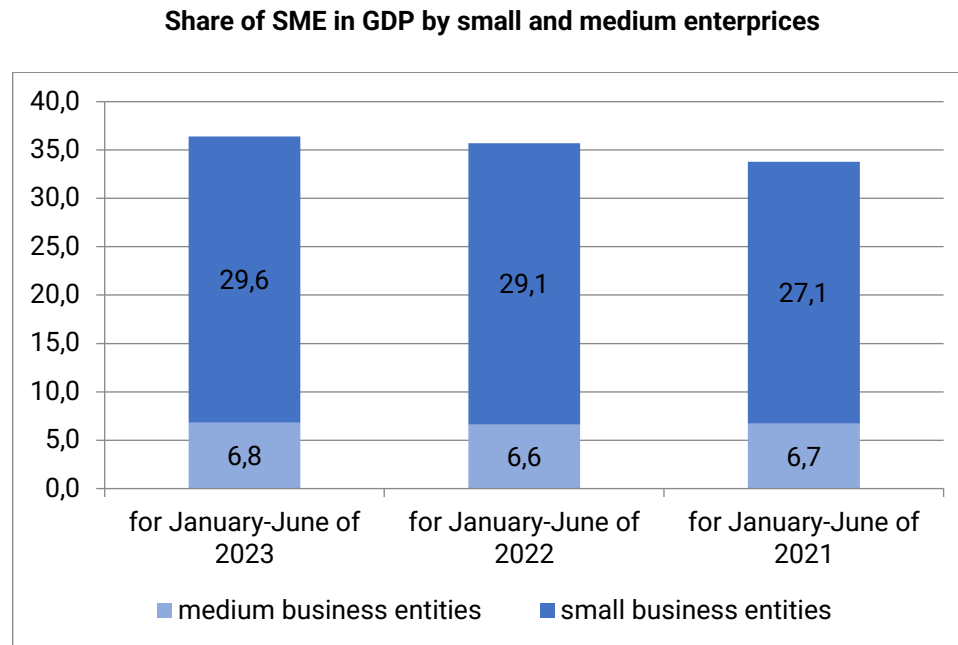
Table 4

Share of SME in GDP (GRP)

	for January-June 2023		for January-June 2022	
	GVA SME, million tenge	share in GDP (GRP), in percent	GVA SME, million tenge	share in GDP (GRP), in percent
Republic of Kazakhstan	17 213 262,1	36,4	14 288 143,5	35,7
Abai	216 361,9	18,7	139 966,9	16,1
Akmola	376 166,6	25,7	344 018,5	28,8
Aktobe	543 620,1	27,3	411 727,3	21,3
Almaty	896 928,9	47,0	689 411,6	39,7
Atyrau	1 645 872,3	24,7	1 477 708,4	23,3
Batys Kazakhstan	626 439,1	33,1	575 103,4	31,5
Zhambyl	267 393,9	20,7	189 850,4	18,0
Zhetisu	209 815,0	30,2	200 078,4	39,2
Karagandy	572 226,4	19,0	479 216,9	16,1
Kostanai	463 037,9	28,5	419 923,5	30,5
Kyzylorda	188 328,3	16,7	156 053,0	15,5
Mangystau	570 561,0	28,5	557 491,6	30,2
Pavlodar	311 837,2	18,0	258 643,6	16,8
Soltustik Kazakhstan	222 898,7	26,8	263 808,8	43,5
Turkistan	310 940,5	20,6	212 109,8	17,2
Ulytau	38 339,2	5,1	28 264,6	3,8
Shygys Kazakhstan	392 978,6	21,5	311 810,5	20,7
Astana city	3 469 192,6	73,0	2 932 237,5	81,5
Almaty city	5 133 140,8	54,1	4 157 938,5	60,3
Shymkent city	757 183,1	49,7	482 780,4	38,9

Dynamic kesteler:

[Gross value added SME for 2022-2023](#)



In the context of the categories of entities, 29.6% is the share of small business and 6.8% is the share of medium business.

3 . Glossary

Individual entrepreneurship - an independent, initiative activity of citizens of the Republic of Kazakhstan, oralmans, aimed at obtaining net income, based on the property of individuals themselves and carried out on behalf of individuals, at their risk and under their property responsibility.

A peasant or farm enterprise - a labor association of persons in which the implementation of individual entrepreneurship is inextricably linked with the use of agricultural land for the production of agricultural products, as well as the processing and marketing of these products.

Type of economic activity - an activity in which equipment, labor, production processes, information networks and products are combined, which leads to the creation of homogeneous products (goods, services). The type of economic activity is characterized by costs, the production process and the products produced. Each registered small business entity is assigned the type of economic activity that provides the greatest increase in value added, i.e. is basic.

Output - the cost of all manufactured products and services rendered at producer prices.

4 . Methodological notes

Small and medium enterprises include legal entities, individual entrepreneurs and peasant or farm enterprises, whose activities are regulated by the Entrepreneurial Code of the Republic of Kazakhstan.

Small business entities include individual entrepreneurs without forming a legal entity and legal entities engaged in entrepreneurship, with an average annual number of employees of not more than one hundred people and an average annual income of not more than three hundred thousand times the monthly calculation index established by the law on the republican budget and effective as of January 1 of the corresponding financial year.

Medium enterprises include individual entrepreneurs and legal entities engaged in entrepreneurship, not related to small and large enterprises

5 . Links to related publications

[Small and medium enterprises in the Republic of Kazakhstan \(spreadsheets\)](#)

6 . Useful links

[Methodology for calculating the indicators of small and medium enterprises](#)

[Small and medium business. Information and analytical system "Taldau"](#)

Responsible for release: Department of National Accounts	Director of the Department: A . Nakipbekov Tel. +7 7172 749717	Executor: A. Kurmanbayeva Tel. +7 7172 749814 E-mail: a.kurmanbaeva@aspire.gov.kz_	Address: 010000, Astana city Mangilik el avenue, 8 House of Ministries, entrance 4
--	---	---	--
