

Median salary by region*

tenge

	2018	2019	2020	2021	2022
Republic of Kazakhstan	106 253	112 281	142 718	165 816	204 149
Akmola	93 658	99 224	124 919	145 890	182 318
Aktobe	100 566	110 525	142 495	154 081	199 503
Almaty	90 984	96 224	124 578	156 300	178 077
Atyrau	148 003	159 911	195 936	228 244	269 234
Batys Kazakhstan	98 395	96 944	125 081	149 121	184 607
Zhambyl	85 423	94 472	114 922	140 006	176 842
Karagandy	111 588	116 536	145 858	166 643	213 507
Kostanai	93 776	104 861	130 612	145 003	189 033
Kyzylorda	92 625	97 281	126 696	146 665	184 458
Mangystau	142 771	148 063	176 112	192 123	257 658
Ontustik Kazakhstan	88 758	-	-	-	-
Pavlodar	106 883	119 567	145 230	173 067	207 543
Soltustik Kazakhstan	90 997	94 482	119 484	131 662	171 387
Turkistan	-	90 107	119 823	145 819	177 900
Shygys Kazakhstan	100 491	106 412	133 059	162 649	188 634
Astana city	155 713	165 645	198 482	216 724	258 535
Almaty city	135 427	142 334	170 874	189 122	231 958
Shymkent city	-	92 274	130 685	153 883	175 588

* Excluding small businesses engaged in business activities.

Brief methodological explanations

Unemployment rate - the percentage of the unemployed in the labor force, measured as a percentage.

Labor - a part of the population at the age established for measuring labor, providing the supply of labor for the production of goods and services. The labor force includes those employed in all types of economic activity and the unemployed.

Employed population - all persons of the corresponding age who, according to their condition, within a certain short period of one week, can be assigned to one of the following categories:

- "Hired (paid) employee";
- "Self-employed worker."

Employees - persons working under a contract of employment providing for payment (remuneration) in the form of salaries, bonuses, allowances, etc., or in kind.

Self-employment is employment in which the amount of remuneration directly depends on the income received from the production (sale) of goods and services (where own consumption is considered as part of the income).

Unemployed persons include persons of the age set for measuring labor, who in the period under review met simultaneously three main criteria:

- were without work (did not have a profitable occupation);
- actively engaged in its search;
- were ready to start work within a certain period of time.

Labor remuneration of statistics is a branch of labor statistics that reflects patterns and trends in wages of employees, its structural characteristics, regional, gender and other features that affect its level, differentiation, distribution and dynamics.

According to labor remuneration of statistics, 3 key indicators are tracked: the average monthly nominal wage, index of nominal wage, index of real wage.

The average monthly nominal wage is determined by dividing the amount of the accrued wage fund by the actual number of employees and the number of months in the reporting period.

The nominal wage index is a relative indicator characterizing the change in wages in the reporting period compared to the base period.

The real wage index is a relative indicator characterizing the change in nominal wages taking into account price changes in the reporting period compared to the base period. It is determined by dividing the nominal wage index by the consumer price index for goods and services.

Both indexes belong to the same time period.

Median salary is the size of wages that is in the center of the distribution of the number of employees by the size of the accrued salary and divides it into two equal parts – with wages below and above the median.

Do you need more information?

All the main indicators of socio-economic development of the republic can be found on the Internet-resource of the Bureau of National statistics of the Agency for Strategic planning and reforms of the Republic of Kazakhstan www.stat.gov.kz.

The annual statistical collection «Employment in Kazakhstan» is available in the section «Main» / «Publications» / «Collections».

In the section «Main» / «Industries» / «Labor and income» / in the subsections «Employment and unemployment» and «Wages and working conditions» there are webpublications and spreadsheets on statistics of employment, labor remuneration, also dynamic tables are posted.

Do you still have questions?

Contact the Department of Labor Statistics and Living Standards:

Belonosova Natalya

Director of the Department

Tel. +7 7172 749022

E-mail: nat.belonosova@aspire.gov.kz

Our coordinates:

010000, Republic of Kazakhstan

Astana city, Mangilik el avenue, 8

House of Ministries, Entrance 4

Unified contact center: 1446

E-mail: e.stat@aspire.gov.kz

Internet-resource: <http://www.stat.gov.kz>



Agency for Strategic planning
and reforms of the
Republic of Kazakhstan
Bureau of National statistics

www.stat.gov.kz

Statistics of labour and employment



Do you know that...

The unemployment rate in Kazakhstan according to the ILO methodology in 2022 was 4.9%.

For comparison:

Russia – 3.7%

Germany – 3.5%

France -7.3%

The average monthly nominal wage in Kazakhstan in 2022 amounted to 309867 tenge.

In Kazakhstan, the formation of indicators on labor statistics is carried out in accordance with the recommendations and standards of the International Labor Organization (ILO).

The collection and publication of statistical information on labor is carried out in two directions: labor market indicators and labor remuneration indicators.

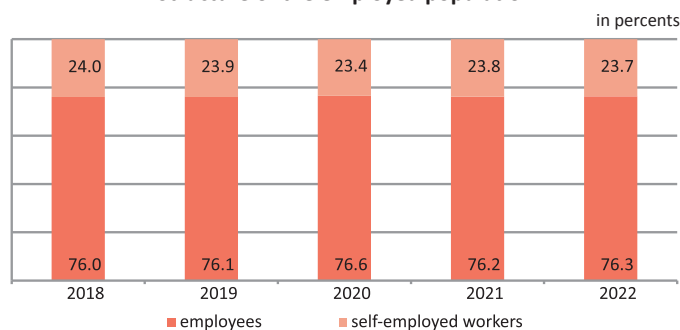
Sources of the formation of labor market indicators are materials from sample labor force surveys conducted throughout the republic.

Key labor market indicators

	Population aged 15 and over				
	2018	2019	2020	2021	2022
Labor force, thousand people	9 138.6	9 221.5	9 180.8	9 256.8	9 429.8
Percentage of labor force in the population	70.0	70.1	69.2	69.3	68.7
Employed population, thousand people	8 695.0	8 780.8	8 732.0	8 807.1	8 971.5
Wage-earners	6 612.5	6 681.6	6 686.6	6 710.2	6 847.3
Self-employed workers	2 082.5	2 099.2	2 045.4	2 096.9	2 124.2
Employment rate, percent	66.6	66.7	65.9	66.0	65.3
Unemployed population, thousand people	443.6	440.7	448.8	449.6	458.3
Unemployment rate, in percent	4.9	4.8	4.9	4.9	4.9
The youth unemployment rate, in percent (aged 15-28 years) *	3.8	3.7	3.8	3.8	3.8
Persons not included in the labor force, thousand people	3 907.3	3 934.0	4 076.8	4 093.3	4 301.4
Percentage of non-labor force in population, percent	30.0	29.9	30.8	30.7	31.3

* Age of attribution to youth in accordance with the Law of the Republic of Kazakhstan «On State Youth Policy».

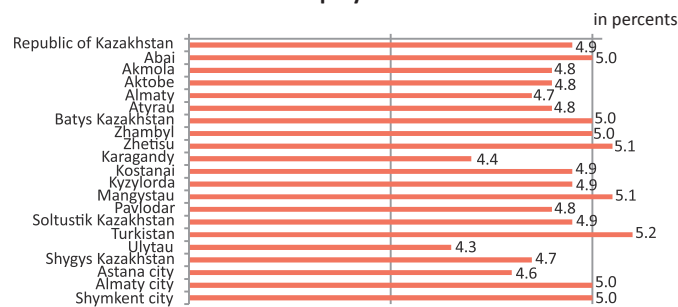
Structure of the employed population



Structure of the number of self-employed workers

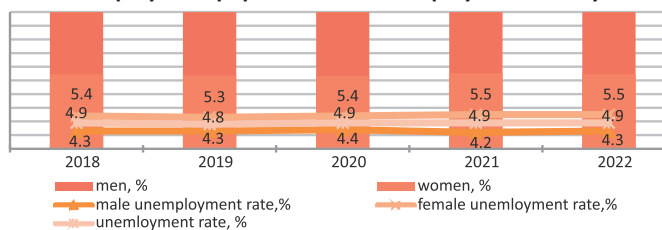
	in percent				
	2018	2019	2020	2021	2022
Self-employed workers including:	100	100	100	100	100
employers	5.3	5.3	5.8	6.0	5.5
independent workers	94.0	94.1	93.2	92.9	93.8
members of a production cooperative	0.2	0.3	0.6	0.5	0.2
unpaid family workers (farms)	0.4	0.3	0.4	0.6	0.5

2022 unemployment rate

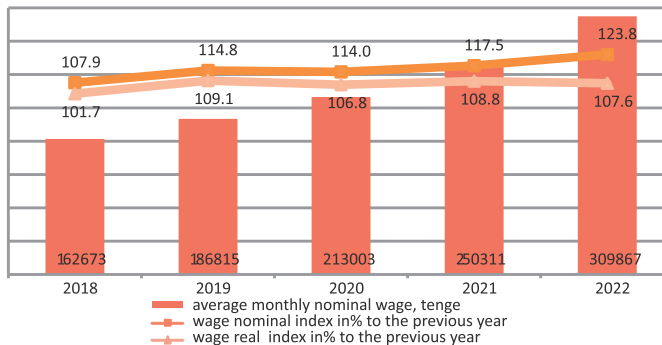


In the regional context, the highest unemployment rate in 2022 market in Almaty city – 5.2%. The lowest unemployment rate in Karaganda region 4.3%.

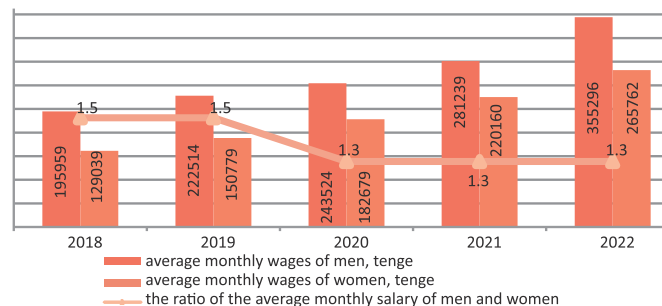
Unemployment population and unemployment rate by six



Average monthly nominal wage*



Average monthly nominal wages for men and women*



Average monthly nominal wages by type of economic activity*

	tenge				
	2018	2019	2020	2021	2022
By total economical activities	162 673	186 815	213 003	250 311	309 867
Agriculture, forestry and fisheries	97 929	115 371	130 178	150 705	190 086
Industry	234 168	260 538	285 521	327 090	418 811
Mining and quarrying	371 637	415 584	450 809	503 930	653 345
Manufacturing industry	186 041	209 406	234 496	276 544	349 930
Electricity, gas, steam, hot water and air conditioning supply	156 591	170 009	186 423	213 455	268 615
Water supply; waste collection, treatment and disposal, pollution elimination activities	112 287	123 377	131 072	154 587	189 274
Construction	213 784	243 293	252 504	300 887	416 940
Wholesale and retail trade; car and motorcycle repair	159 091	175 387	186 243	217 783	268 469
Transport and storage	210 822	229 848	252 955	292 124	386 787
Provision of accommodation and meals	149 040	156 503	184 065	206 349	272 811
Information and communication	235 410	262 261	291 254	340 545	436 980
Financial and insurance activities	334 269	368 339	387 471	465 580	560 459
Real estate operations	157 342	166 223	183 468	188 520	228 393
Professional, scientific and technical activities	286 839	331 287	342 408	378 797	458 832
Activities in the field of administrative and support services	187 532	231 360	220 253	243 518	308 465
Public administration and defense; compulsory social security	134 835	157 152	185 666	208 859	263 843
Education	102 875	126 132	165 292	205 183	248 575
Health and social services	111 802	133 499	175 484	227 618	249 834
Arts, entertainment and recreation	127 685	149 241	162 480	160 499	185 040
The provision of other types of services	209 469	218 738	226 625	248 249	292 656

Average monthly nominal wages by region for 2022*

