

The volume of industrial production in 2022 by type of economic activity

	Number of enterprises and industries	Volume of industrial production (goods, services), million tenge		the index of industrial production in 2022 as a percentage by 2021
		2022	2021	
Total industry	14 902	48 777 089	37 606 243	101.2
Mining and mine workings	1 584	24 926 378	17 976 976	99.1
Manufacturing	10 492	21 161 830	17 121 392	103.6
Electricity supply, gas, steam and air supply	1 351	2 327 194	2 150 972	100.4
Water supply; sewerage system, control of collecting and distribution of waste	1 475	361 686	356 902	95.8

Brief methodological explanations

The volume of industrial production in value terms is the cost of all finished products (products) produced by the enterprise, semi-finished products of its production (both from its own raw materials and materials, and from raw materials and materials of the customer), intended for sale to the side, its capital construction and its non-industrial divisions, issuing to its employees on account of wages, as well as works and services of an industrial nature, performed on orders.

The index of industrial production is a relative indicator that characterizes the change in the volume of industrial production in the periods being compared.

To calculate the index of industrial production, a method is used based on the dynamics of natural indicators for an established set (basket) of representative goods, followed by a step-by-step aggregation of individual (commodity) indices into indices by types of economic activity. Indices for Large Populations calculated as weighted average from constituent elements these collections.

Do you need more information?

All the main indicators of socio-economic development of the Republic can be found on the Internet resource of the Bureau of National Statistics of the Agency for Strategic Planning and Reforms of the Republic of Kazakhstan www.stat.gov.kz.

The statistical collection «Industry of Kazakhstan and its regions» is published on an annual basis in October and is placed under the heading «Main» / «Publications» / «Collection». Also, in the heading «Home» / «Business statistics» / «Statistics of industrial production» the bulletin «Main indicators of the work of the industry of the Republic of Kazakhstan» has been posted.

Do you still have questions?

Contact the Department of Production and Environment Statistics:

Shauenova Asel Saukymbekkyzy

Director of the Department

Tel. +7 7172 749056

E-mail: a.shauenova@aspire.gov.kz

Our coordinates:

010000, Republic of Kazakhstan

Astana city, Mangilik el avenue, 8

House of Ministries, Entrance 4

Unified contact center: 1446

E-mail: e.stat@aspire.gov.kz


Internet-resource: <http://www.stat.gov.kz>



Agency for Strategic planning
and reforms of the
Republic of Kazakhstan
Bureau of National statistics

www.stat.gov.kz

Industry in the Republic of Kazakhstan

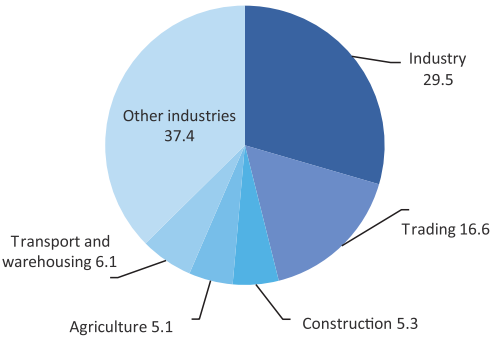


Do you know that ...

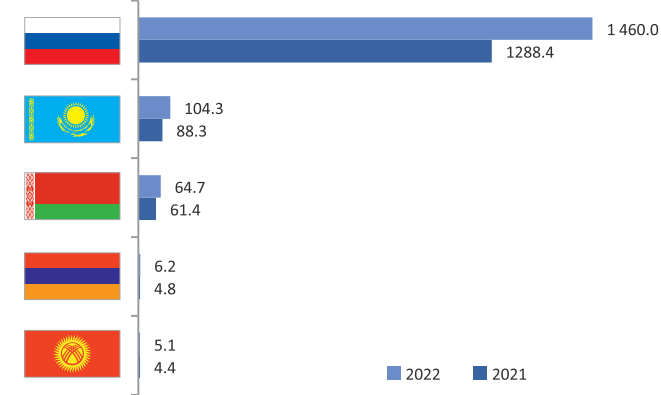
In the North Kazakhstan region, in 2022, the production of off-road motorcycles with a URAL sidecar (RETRO, ATHLETE, ELECTRO) was launched. The products are exported to America, Canada, Europe, Australia, Japan and China, the average price is more than 5 million tenge per piece.

In 2022, industry occupies the 1nd place in the structure of the economy of Kazakhstan in terms of the volume of GVA, 25.9%, the share of the employed population in the industry is 12.5%. In the process of industrialization, the emphasis is gradually shifting towards the manufacturing industry, by the end of 2022 its share was 43.4% (in 2012 share-32.3%).

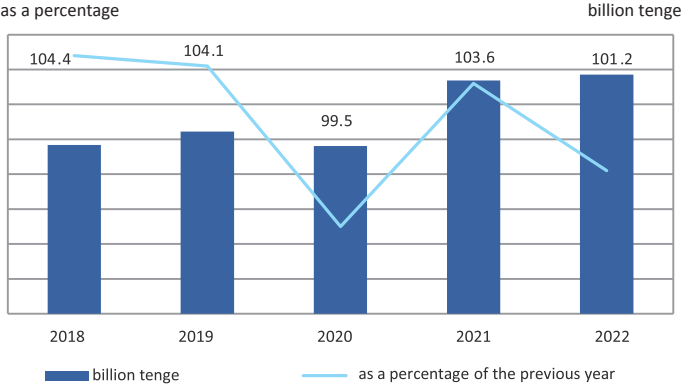
The structure of GDP in 2022



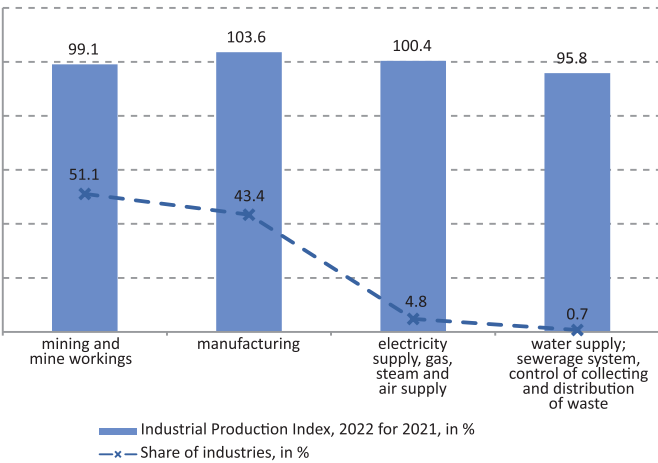
Kazakhstan in the rating of the member countries of the Customs Union of the Eurasian Economic Union in terms of industrial output, billion US dollars



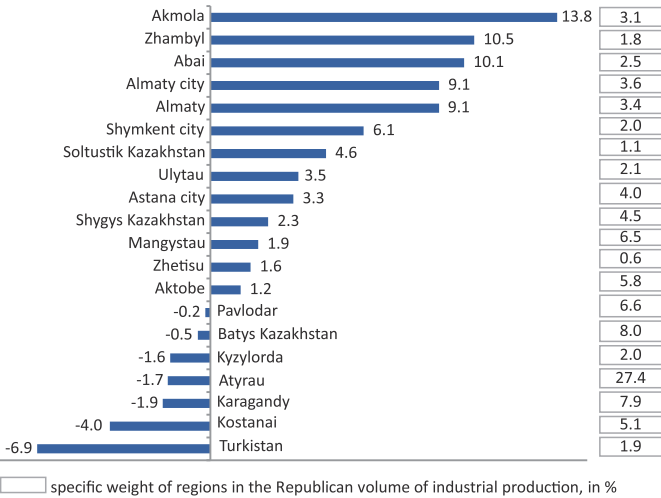
Dynamics of volumes and indices of industrial production



Industrial production indices by type of economic activity in 2022



Industrial production index in 2022



The number of enterprises with the main and secondary activities in the industry on the basis of activity

	2018	2019	2020	2021	2022
Current	279.7	308.0	330.3	352.8	399.4
Newly registered	43.4	43.8	42.4	54.2	56.3
Active	163.0	166.7	167.8	174.2	203.3
Temporarily suspended activities	73.4	97.5	120.1	124.4	139.8
In the process of liquidation	5.0	7.5	6.0	5.5	5.2

In the mining industry and quarrying in 2022, industrial production indices amounted to 99.1%, due to a decrease in coal production (99.8%), crude oil (98.1%), (metal ores (99.7%).

In the manufacturing industry, production increased by 3.6%. The production of beverages (111%), chemical products (113.6%), mechanical engineering (110.8%) increased.

In the supply of electricity, gas, steam, hot water and conditioned air the IPP amounted to 100.4% due to an increase in the production, transmission and distribution of electricity by 1.3%.

In water supply, collection, treatment and disposal of waste, activities to eliminate pollution in 2022 the IPP was 95.8%.

