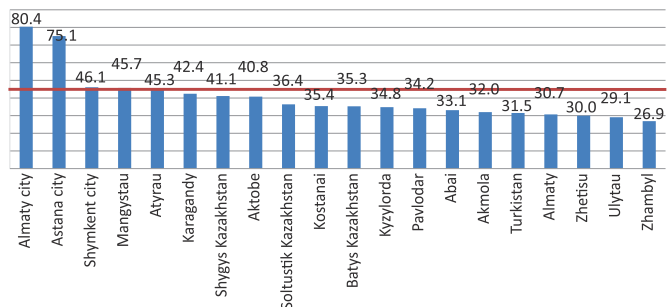


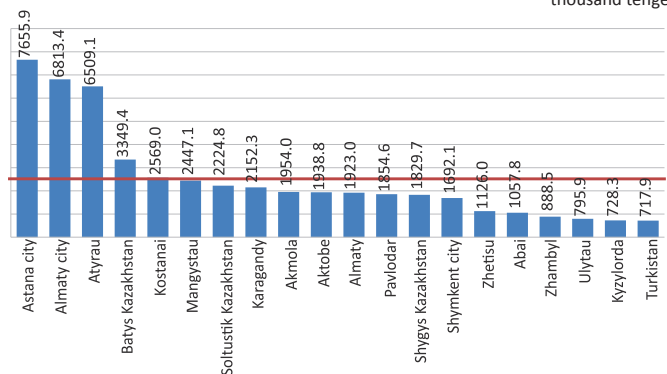
The share of operating SMEs in the total volume of registered

in percents



Production output by SMEs per capita

thousand tenge



Brief methodological explanations

The subjects of small and medium-sized enterprises include legal entities, individual entrepreneurs and peasant or farm enterprises, the activities of which are regulated by the Entrepreneurial Code of the Republic of Kazakhstan.

Small businesses are individual entrepreneurs without the formation of a legal entity and legal entities carrying out entrepreneurship, with an average annual number of employees of not more than one hundred people and an average annual income of not more than three hundred thousand times the monthly calculation indicator established by the law on the republican budget and effective on January 1 of the corresponding financial year.

The subjects of medium-sized businesses are individual entrepreneurs and legal entities engaged in entrepreneurship that are not related to small and large businesses.

Individual entrepreneurship is an independent, initiative activity of citizens of the Republic of Kazakhstan aimed at obtaining net income, based on the property of individuals themselves and carried out on behalf of individuals, for their risk and under their property responsibility.

A peasant or farm is a labor association of persons in which the implementation of individual entrepreneurship is inextricably linked with the use of agricultural land for the production of agricultural products, as well as the processing and marketing of these products.

Do you need more information?

You can find all the main indicators of socio-economic development of the republic on the Internet resource of the Bureau of National Statistics of the Agency for Strategic Planning and Reforms of the Republic of Kazakhstan www.stat.gov.kz.

The statistical collection «Small and medium-sized enterprises in the Republic of Kazakhstan» in dynamics for 2018-2022 will be formed in November 2023 and posted on the Bureau's Internet-resource, in the section «Main» / «Publications» / «Collections».

The collection contains materials on the main indicators of small and medium-sized enterprises.

Also in the section «Main» / «Business Statistics» / «Statistics of enterprises» quarterly information is issued on a monthly basis, «Monitoring of small and medium-sized enterprises», where you can find information in the context of small and medium-sized enterprises.

Do you still have questions?

Contact the Department of National accounts:

Nakipbekov Asset

Director of the Department

Tel. +7 7172 749717

E-mail: as.nakipbekov@aspire.gov.kz

Our coordinates:

010000, Republic of Kazakhstan

Astana city, 8, Mangilik el avenue

House of Ministries, Entrance 4

Unified contact center: 1446

E-mail: e.stat@aspire.gov.kz

Internet-resource: <http://stat.gov.kz>



Agency for Strategic planning
and reforms of the
Republic of Kazakhstan
Bureau of National statistics

www.stat.gov.kz

Small and medium enterprises in the Republic of Kazakhstan



Do you know that...

- The share of employed in SMEs in the economically active population in 2022 in the Republic of Kazakhstan amounted to 43.6%. This indicator over the past 10 years has increased by 17%.

As of January 1, 2023 the number of operating small and medium-sized enterprises (hereinafter referred to as SMEs) amounted to 1818.8 thousand units.

The number of employees in SMEs as of January 1, 2023 amounted to 4107 thousand people.

Production output (goods and services) by SMEs for 2022 amounted to 54797.7 billion tenge.

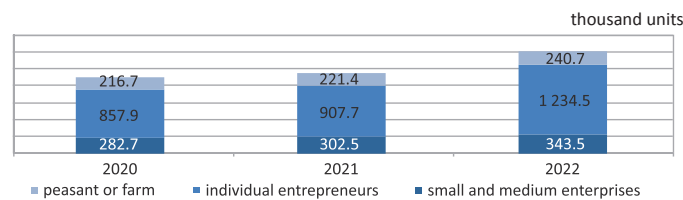
Key performance indicators of SMEs

	2020	2021	2022
The number of acting small and medium-sized enterprises, thousand units			
Total	1 357.3	1 431.6	1 818.8
including:			
small and medium enterprises	282.7	302.5	343.5
individual entrepreneurs	857.9	907.7	1 234.5
peasant or farm	216.7	221.4	240.7
The number of employees in small and medium enterprises, thousand people			
Total	3 472.6	3 511.6	4 107
including:			
small and medium enterprises	1 818.3	1 839.9	2 106.1
individual entrepreneurs	1 353.8	1 367.1	1 678.5
peasant or farm	300.5	304.6	322.4
Production output by small and medium-sized enterprises, billion tenge			
Total	33 627.0	41 952.6	54 797.7
including:			
small and medium enterprises	29 863.6	36 128.0	47 221.7
individual entrepreneurs	1 729.8	3 404.4	4 471.7
peasant or farm	2 033.6	2 420.2	3 104.3

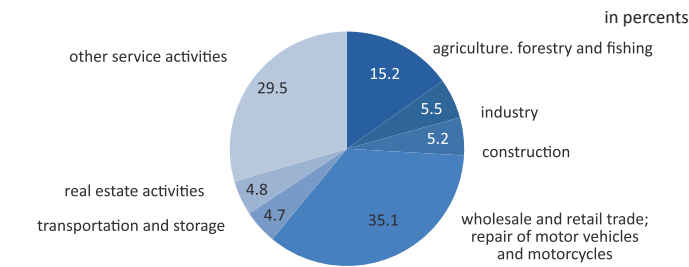
Number of active SME entities

	2020	2021	2022
thousand units			
Republic of Kazakhstan	1 357.3	1 431.6	1 818.8
Abai	38.3	41.0	49.7
Akmola	46.6	48.5	54.8
Aktobe	61.8	66.0	82.6
Almaty	79.5	85.5	116.6
Atyrau	50.2	52.0	63.1
Batys Kazakhstan	43.0	44.3	53.0
Zhambyl	69.3	71.3	92.6
Zhetisu	43.7	44.2	53.6
Karagandy	76.9	81.0	93.1
Kostanai	52.5	54.9	61.1
Kyzylorda	48.7	51.1	67.1
Mangystau	52.9	56.5	75.3
Pavlodar	45.8	46.7	52.1
Soltustik Kazakhstan	30.3	30.2	33.1
Turkistan	140.6	144.8	184.6
Ulytau	13.3	14.3	17.4
Shygys Kazakhstan	52.2	54.9	61.5
Astana city	144.8	163.0	204.3
Almaty city	197.1	206.1	292.7
Shymkent city	69.9	75.3	110.4

Number of active SME entities in the context of legal form



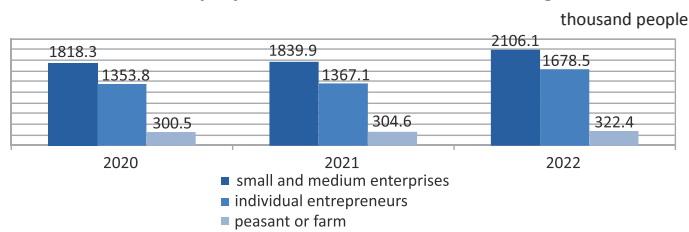
The structure of the number of acting SMEs by type of economic activity



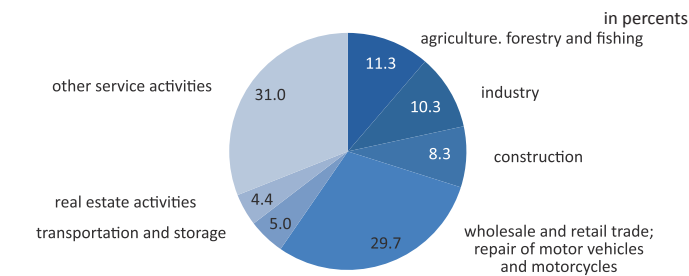
Number of employed in SMEs

	2020	2021	2022
thousand people			
Republic of Kazakhstan	3 472.6	3 511.6	4 107.0
Abai	88.8	88.7	100.0
Akmola	131.9	134.9	141.4
Aktobe	159.3	151.9	181.9
Almaty	173.1	190.4	224.5
Atyrau	141.8	136.5	155.4
Batys Kazakhstan	108.0	111.0	122.8
Zhambyl	127.5	123.7	152.6
Zhetisu	95.0	90.3	100.9
Karagandy	227.1	219.6	237.0
Kostanai	162.5	161.9	168.7
Kyzylorda	98.8	104.9	121.0
Mangystau	126.0	128.7	160.1
Pavlodar	134.1	135.7	138.1
Soltustik Kazakhstan	107.0	105.3	106.8
Turkistan	216.9	220.8	263.0
Ulytau	26.2	27.4	30.7
Shygys Kazakhstan	148.1	150.3	158.2
Astana city	398.2	413.6	492.0
Almaty city	634.5	643.1	845.1
Shymkent city	167.8	172.9	206.9

Number of employed in SMEs in the context of legal forms



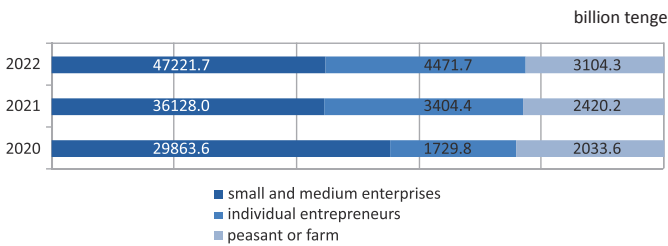
The structure of the number of employees in SMEs by type of economic activity



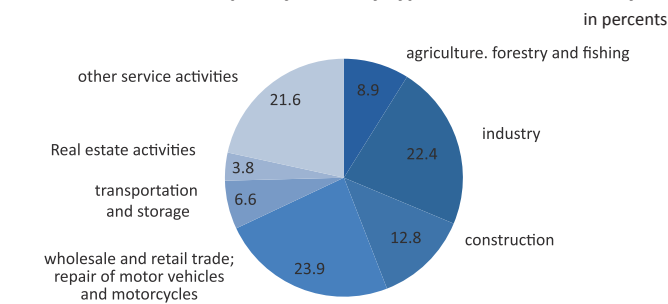
Production output by SMEs

	2020	2021	2022
billion tenge			
Republic of Kazakhstan	33 627.0	41 952.6	54 797.7
Abai	432.8	500.6	646.4
Akmola	947.8	1 067.1	1 537.5
Aktobe	1 084.7	1 349.6	1 788.5
Almaty	1 344.7	1 881.8	2 869.6
Atyrau	2 119.5	3 753.2	4 472.8
Batys Kazakhstan	1 281.9	1 680.3	2 296.7
Zhambyl	744.5	834.1	1 078.6
Zhetisu	499.9	699.5	786.8
Karagandy	1 476.4	1 751.4	2 442.7
Kostanai	1 355.5	1 495.5	2 142.4
Kyzylorda	397.7	456.1	603.4
Mangystau	1 346.8	1 641.9	1 851.3
Pavlodar	922.8	1 102.6	1 401.6
Soltustik Kazakhstan	776.8	913.2	1 193.9
Turkistan	891.8	1 312.6	1 510.5
Ulytau	264.6	313.9	176.0
Shygys Kazakhstan	1 005.0	1 162.6	1 338.6
Astana city	6 634.6	8 113.0	10 144.9
Almaty city	9 033.2	10 401.1	14 523.8
Shymkent city	1 066.0	1 522.6	1 991.9

Production output by SMEs in the context of legal forms



The structure of output by SMEs by type of economic activity



The share of acting SMEs in the total volume of registered

