

Small and medium business

Date of release: 14/07/2023
Next date of release: 16/10/2023

1. Key points

[SME in the context of organizational and legal forms](#)

[SME by type of economic activity](#)

2. Contribution of SME to the national economy

3. Glossary

4. Methodological notes

5. Links to related publications

6. Useful links

1. Key points

The number of registered SME entities as of April 1, 2023 amounted to 2,129.8 thousand units;

SME entities as of April 1, 2023 amounted to 1,939.8 thousand units;

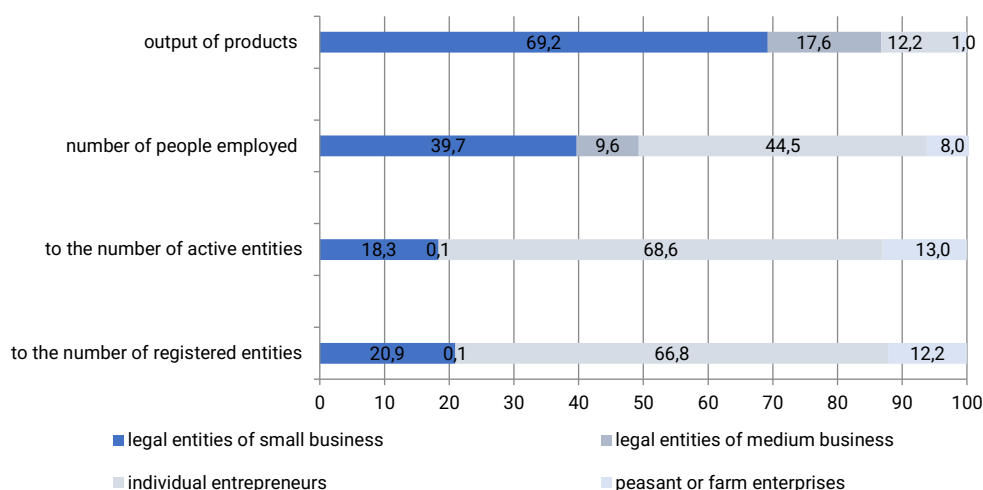
The number of people employed in SME as of April 1, 2023 amounted to 4,152.1 thousand people;

The output of products by SME entities in January-March 2023 amounted to 13736.6 billion rubles.

Picture 1

**The structure of the main performance indicators of SME entities
in January-March 2023**

in percentages



In the total number of operating SME entities, the share of individual entrepreneurs was 68.6%, legal entities of small business - 18.3%, peasant or farm enterprises - 13.0%, legal entities of medium business - 0.1%.

SME in the context of organizational and legal forms

In terms of organizational and legal forms, the largest number of registered entities are individual entrepreneurs - 1.4 million units, of which 1.3 million units are active.

The largest number of employed falls on small enterprises - 1.6 million people and individual entrepreneurs - 1.8 million units.

The output of small enterprises amounted to 9.5 trillion. tenge, which is 69.2% of the total output of all SME entities.

Table 1

Main performance indicators of SME entities

	April 1, 2023	April 1, 2022
Registered small and medium enterprises, units	2 129 821	1 718 293
including:		
small enterprises	444 604	417 528
medium enterprises	2 989	2 929
individual entrepreneurs	142 2792	1 067 803
farms or farms	259 436	230 033

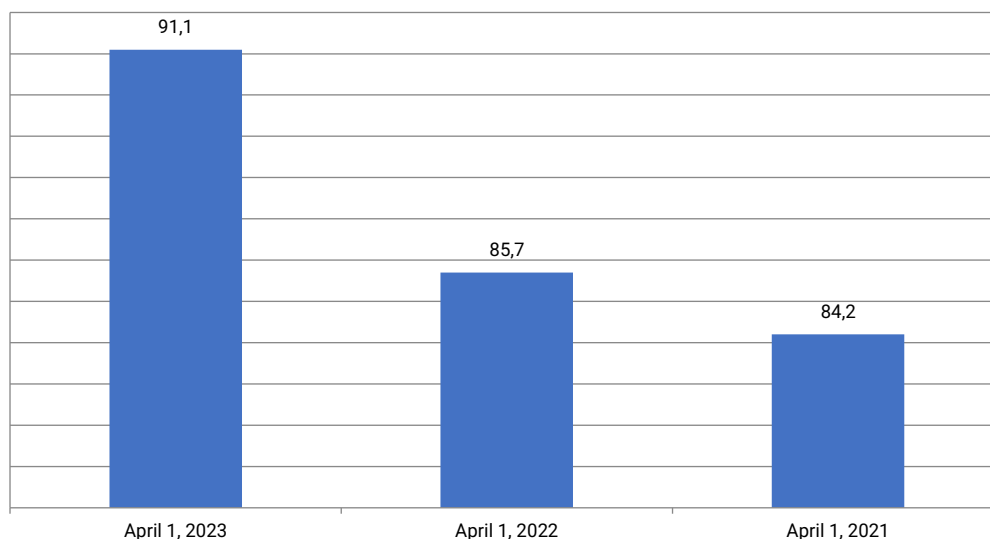
Operating small and medium enterprises, units	1 939 801	1 471 899
including:		
small enterprises	354 306	306 506
medium enterprises	2 908	2 792
individual entrepreneurs	1 330 396	941 817
farms or farms	252 191	220 784
Number of people employed in small and medium enterprises, people	4 152 081	3 630 551
including:		
at small enterprises	1 649 603	1 557 662
at medium enterprises	399 801	377 180
from individual entrepreneurs	1 769 774	1 393 422
in farms or farms	332 903	302 287
Output of products by small and medium enterprises, million tenge	13 736 644	10 438 069
including:		
small enterprises	9 508 711	7 640 980
medium enterprises	2 415 043	1 924 983
individual entrepreneurs	1 675 524	750 546
farms or farms	137 366	121 561

Dynamic tables:

Share of active in the total number of registered SME entities

Figure 2

in percentages



The share of operating in the total number of registered SME entities amounted to 91.1%, which is 5.4 p.p. above the level of the previous year. The largest share in the regional context prevails in Turkestan (98.4%), Kostanay (94.6%) and Kyzylorda (94,5%) regions. The smallest share was recorded in Almaty (85.5%).

table 2

Main performance indicators of SME entities

	On April 1, 2023		On April 1, 2022	
	to the number of registered SME entities, units init	to the number of active SME entities, units init	to the number of registered SME entities, units init	to the number of active SME entities, units init
Republic of Kazakhstan	2 129 821	1 939 801	1 718 293	1 471 899
Abai	57 680	53 020	48 090	42 379
Akmola	61 816	57 201	55 421	49 357
Aktobe	94 417	87 160	77 014	68 002
Almaty	134 508	125 759	101 758	90 041
Atyrau	72 141	66 333	60 041	52 938
Batys Kazakhstan	61 564	56 483	51 368	45 242
Zhambyl	113 299	100 566	88 925	73 603
Zhetisu	62 256	56 865	51 847	44 333
Karagandy	108 309	97 940	93 493	81 908
Kostanai	67 372	63 721	60 093	55 145
Kyzylorda	74 987	70 879	56 615	51 094
Mangystau	86 159	80 293	66 359	58 910
Pavlodar	60 306	54 017	53 752	47 074
Soltustik Kazakhstan	37 247	34 182	34 324	30 446

Turkistan	203 877	200 551	151 247	147 165
Ulytau	19 751	18 585	15 702	14 344
Shygys Kazakhstan	70 636	63 961	62 715	54 666
Astana city	242 499	215 902	195 481	168 011
Almaty city	368 618	315 184	300 861	217 822
Shymkent city	132 379	121 199	93 187	79 419
	On April 1, 2023	From January to March 2023	On April 1, 2022	From January to March 2022
	number of people employed in SME, people	in the output of products by SME entities, million tons	number of people employed in SME, people	in the output of products by SME entities, million tons
Republic of Kazakhstan	4 152 081	13 736 644	3 630 551	10 438 069
Abai	104 452	187 376	90 059	119 053
Akmola	141 431	280 570	133 396	226 623
Aktobe	173 016	393 009	160 500	273 094
Almaty	228 239	634 864	191 646	455 732
Atyrau	149 915	1 505 096	133 752	1 263 441
Batys Kazakhstan	121 263	464 406	109 286	464 609
Zhambyl	157 125	192 844	128 753	116 126
Zhetisu	102 890	166 189	91 502	125 559
Karagandy	237 121	566 450	219 696	404 164
Kostanai	163 659	434 847	155 614	330 042
Kyzylorda	122 337	121 160	104 383	89 696
Mangystau	153 732	400 775	139 808	323 892
Pavlodar	134 835	263 550	133 567	199 208
Soltustik Kazakhstan	101 665	157 593	100 118	145 866
Turkistan	276 029	254 616	222 009	177 981
Ulytau	31 371	40 157	27 296	35 624
Shygys Kazakhstan	167 872	314 702	147 260	212 572
Astana city	499 445	2 952 185	441 307	2 302 868
Almaty city	871 956	3 886 393	720 738	2 854 601
Shymkent city	213 728	519 862	179 861	317 318

Dynamic tables:

[Number of registered SME entities by region](#)

[Number of active SME entities by region](#)

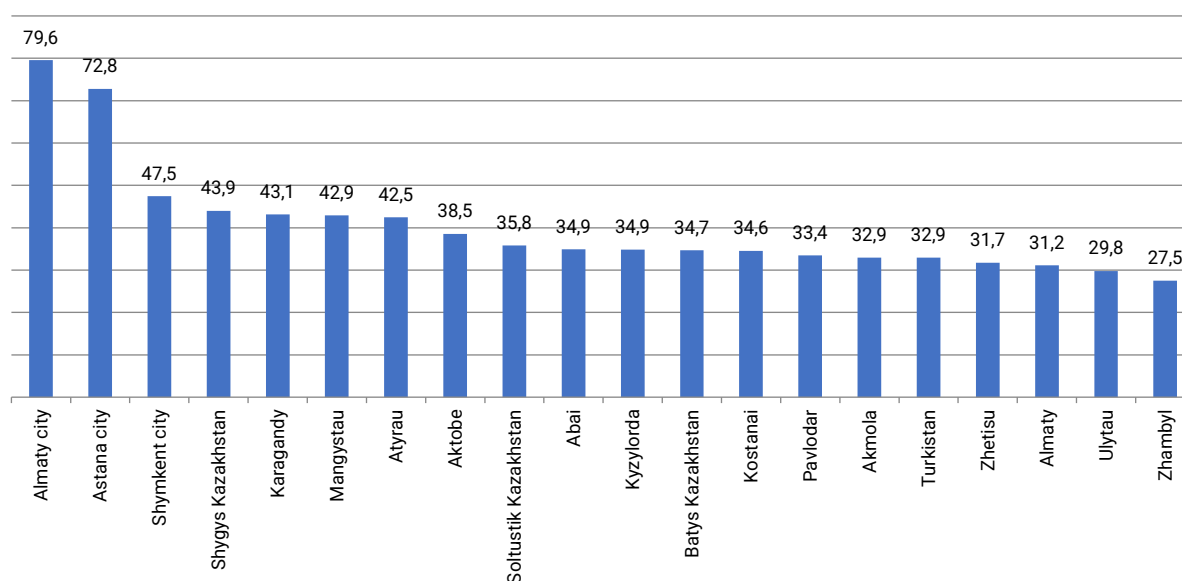
[Number of people employed in SME by regions](#)

[Output of products by SME by region](#)

Figure 3

Share of employed in SME in the economically active population in January-March 2023

in percentages



SMEs account for 43.8% of the total economically active population of the country. The largest share in the regional context prevails in Astana and Almaty. The smallest share was recorded in the Zhambyl region.

SME by type of economic activity

The number of registered SME entities as of April 1, 2023 amounted to 2,129.8 thousand units and increased by 23.9% compared to the corresponding date in 2022 - 1,718.3 thousand units.

The number of operating SME entities as of April 1, 2023 amounted to 1,939.8 thousand units and increased by 31.8% compared to the same period in 2022 - 1,471.9 thousand units.

The number of people employed in SME as of April 1, 2023 amounted to 4,152.1 thousand people, which is 14.4% more.

The output of products by SME entities in January-March 2022 amounted to 13736.6 billion tenge and increased by 31.6% compared to the corresponding period of 2022 in comparable prices.

Table3

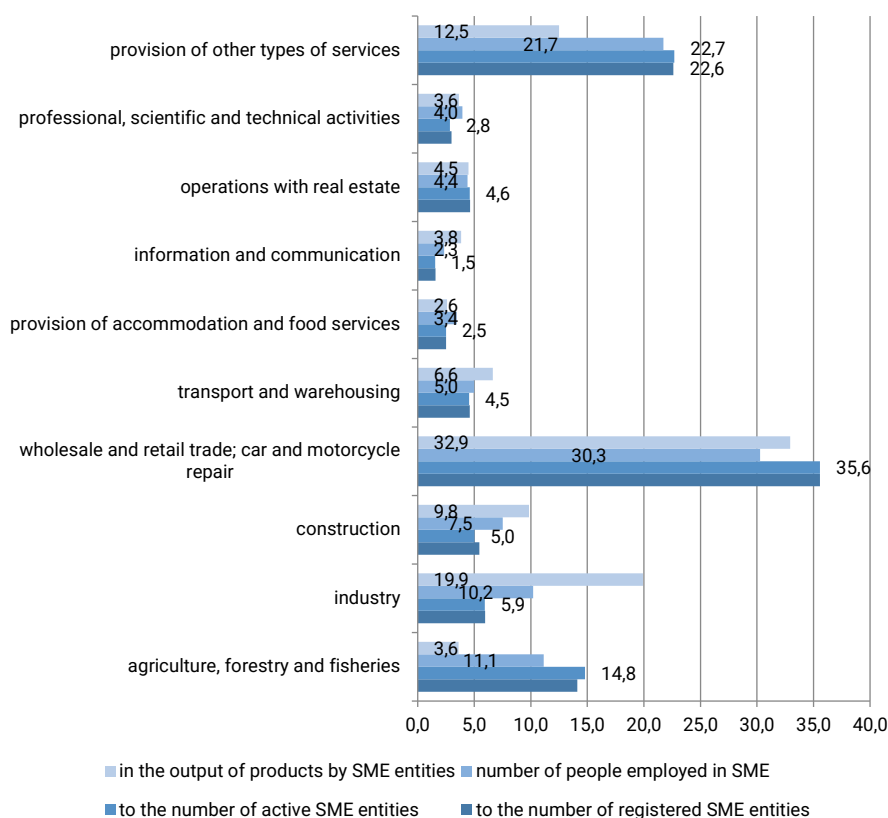
Main performance indicators of SME entities by type of economic activity

	Number of registered SME entities, units		Number of active SME entities, units		Number of people employed in SME, pers.		Output of products by SME entities, million tenge	
	as of April 1, 2023	as of April 1, 2022	as of April 1, 2023	as of April 1, 2022	as of April 1, 2023	as of April 1, 2022	for January-March 2023	for January-March 2022
Total	2 129 821	1 718 293	1 939 801	1 471 899	4 152 081	3 630 551	13 736 644	10 438 069
Agriculture, forestry and fisheries	300 459	275 990	286 894	258 772	462 062	433 448	497 946	348 586
Industry	126 901	83 657	114 963	68 407	424 059	368 785	2 734 012	2 417 059
Mining industry and quarrying	5 576	5 171	4 746	4 143	38 552	36 800	748 023	731 774
Processing industry	114 801	72 267	104 684	59 299	347 243	295 710	1 743 730	1 406 118
Supply of electricity, gas, steam, hot water and air conditioning	2 266	2 071	1 909	1 605	17 177	16 442	190 185	232 760
Water supply; collection, treatment and disposal of waste, activities for the elimination of pollution	4 258	4 148	3 624	3 360	21 087	19 833	52 074	46 407
Construction	116 110	105 800	97 282	83 141	311 785	304 662	1 352 447	1 307 743
Wholesale and retail trade; car and motorcycle repair	757 449	563 598	689 953	477 615	700 1 256	1 059 146	4 525 116	3 291 204
Transport and warehousing	98 056	91 443	87 966	77 437	207 119	186 830	912 257	687 466
Provision of accommodation and food services	53 426	46 732	48 484	40 668	143 059	139 210	355 657	199 817
Information and communication	33 608	28 740	29 769	23 682	97 219	78 756	525 545	257 279
Financial and insurance activities	7 963	8 268	5 596	5 296	27 237	25 011	189 226	122 989
Operations with real estate	98 824	91 368	89 218	77 310	183 114	168 046	615 831	428 675
Professional, scientific and technical activities	63 446	60 752	55 260	49 390	164 013	150 365	500 833	389 265
Activities in the field of administrative and support services	58 450	49 850	52 470	41 977	201 603	170 170	491 208	301 930
Education	40 214	31 700	37 158	27 875	141 837	128 209	167 966	110 350
Public health and social services	18 206	14 804	16 928	13 141	86 707	85 358	162 231	162 029
Arts, entertainment and recreation	18 679	16 077	16 556	13 238	37 485	33 666	293 988	191 380
Provision of other types of services	338 030	249 514	311 304	213 950	408 082	298 889	412 381	222 507

The structure of the main performance indicators of SME entities in the context of FEA

Figure 4

in January-March 2023



The largest share of the number of entities, the number of employees and output prevails in the industry «Wholesale and retail trade; repair of cars and motorcycles»

2. Contribution of SME to the national economy

According to official statistics, the share of SME in GDP for January-March 2023 in the republic amounted to 36.7% and increased by 4.2 percentage points compared to the corresponding period last year.

Table 4

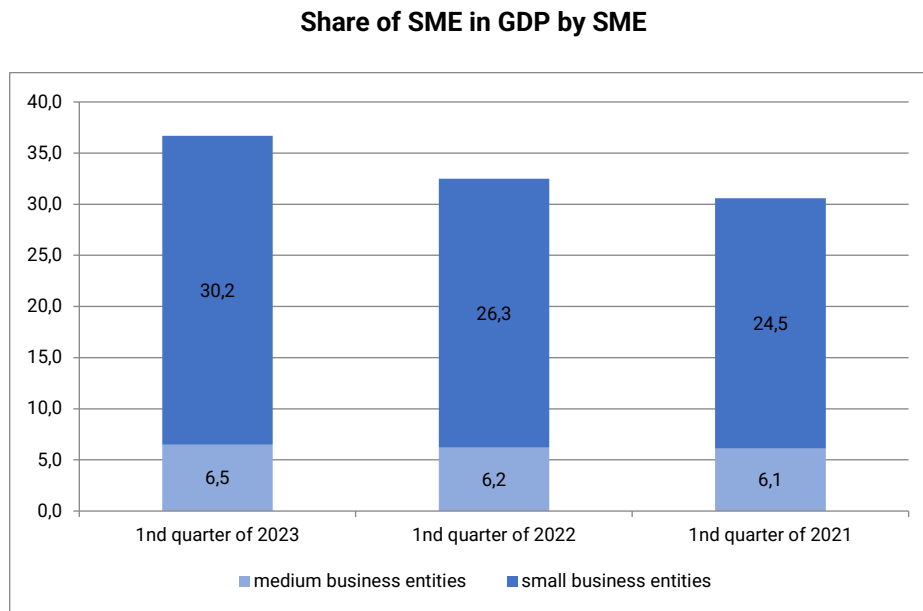
Share of SME in GDP (GRP)

	From January to March 2023		From January to March 2022	
	GVA SME, million tenge	share in GDP (GRP), in percent	GVA SME, million tenge	share in GDP (GRP), in percent
Republic of Kazakhstan	8 664 238,6	36,7	6 189 472,7	32,5
Abai	116 587,9	20,5	-	-
Akmola	170 927,0	24,9	140 346,5	26,2
Aktobe	255 709,6	27,2	160 927,1	19,3
Almaty	407 787,6	39,9	365 484,1	37,9
Atyrau	996 590,6	29,9	711 062,0	22,8
Batys Kazakhstan	283 554,3	31,6	239 579,8	29,7
Zhambyl	112 529,4	20,5	65 994,0	15,7
Zhetisu	104 157,0	33,1	-	-
Karagandy	322 087,7	19,8	216 242,3	13,1
Kostanai	278 945,1	31,8	198 312,6	28,4
Kyzylorda	76 101,6	14,2	54 859,7	13,4
Mangystau	228 056,6	27,7	186 118,8	26,5
Pavlodar	152 811,7	17,1	109 840,3	14,3
Soltustik Kazakhstan	100 920,6	24,9	87 873,7	29,1
Turkistan	165 448,9	21,1	107 530,4	18,0
Ulytau	20 401,8	4,9	-	-
Shygys Kazakhstan	205 164,5	20,3	196 980,6	16,5
Astana city	1 856 934,6	76,5	1 352 512,8	72,4
Almaty city	2 575 167,6	53,9	1 783 176,9	51,1
Shymkent city	353 857,8	50,5	212 631,1	36,2

Dynamic kesteler:

[Gross value added SME for 2022-2023](#)

Figure 5



In the context of the categories of entities, 30.2% is the share of small business and 6.5% is the share of medium business.

3 . Glossary

Individual entrepreneurship - an independent, initiative activity of citizens of the Republic of Kazakhstan, oralmans, aimed at obtaining net income, based on the property of individuals themselves and carried out on behalf of individuals, at their risk and under their property responsibility.

A peasant or farm enterprise - a labor association of persons in which the implementation of individual entrepreneurship is inextricably linked with the use of agricultural land for the production of agricultural products, as well as the processing and marketing of these products.

Type of economic activity - an activity in which equipment, labor, production processes, information networks and products are combined, which leads to the creation of homogeneous products (goods, services). The type of economic activity is characterized by costs, the production process and the products produced. Each registered small business entity is assigned the type of economic activity that provides the greatest increase in value added, i.e. is basic.

Output - the cost of all manufactured products and services rendered at producer prices.

4 . Methodological notes

Small and medium enterprises include legal entities, individual entrepreneurs and peasant or farm enterprises, whose activities are regulated by the Entrepreneurial Code of the Republic of Kazakhstan.

Small business entities include individual entrepreneurs without forming a legal entity and legal entities engaged in entrepreneurship, with an average annual number of employees of not more than one hundred people and an average annual income of not more than three hundred thousand times the monthly calculation index established by the law on the republican budget and effective as of January 1 of the corresponding financial year.

Medium enterprises include individual entrepreneurs and legal entities engaged in entrepreneurship, not related to small and large enterprises

5 . Links to related publications

Small and medium enterprises in the Republic of Kazakhstan (spreadsheets)

6 . Useful links

Methodology for calculating the indicators of small and medium enterprises

Small and medium business, Information and analytical system "Taldau"

Responsible for release: Department of National Accounts	Director of the Department: A . Nakipbekov Tel. +7 7172 749717	Executor: A. Kurmanbayeva Tel. +7 7172 749814 E-mail: a.kurmanbaeva@aspire.gov.kz_	Address: 010000, Astana city Mangilik el avenue, 8 House of Ministries, entrance 4
--	---	---	--