

# On the financial and economic activities of educational organizations in the Republic of Kazakhstan for 2022

Release date: 06/22/2023

Next release date: 06/24/2024

1. Key points
2. Dynamics
3. Glossary
4. Methodological explanations
5. Links to related publications
6. Useful links

## 1.Key points

The release presents indicators of financial and economic activity of educational organizations for 2022.

According to the reporting data, the current revenues of educational organizations amounted to 4598.1 billion tenge, of which the share of basic and general secondary education services was 58.3%, higher and postgraduate education – 13%, preschool education – 12.6%, other types of education – 7.5%.

The current expenses of educational organizations in 2022 amounted to 4590.0 billion tenge, of which the largest share was the cost of maintaining the workforce – 3469.5 billion tenge (75.6%) and the cost of purchased services – 431.5 billion tenge (9.4%). The remaining expenses amounted to 689.1 billion tenge (15%).

## Spreadsheets

[On the financial and economic activities of educational organizations in the Republic of Kazakhstan for 2022](#)

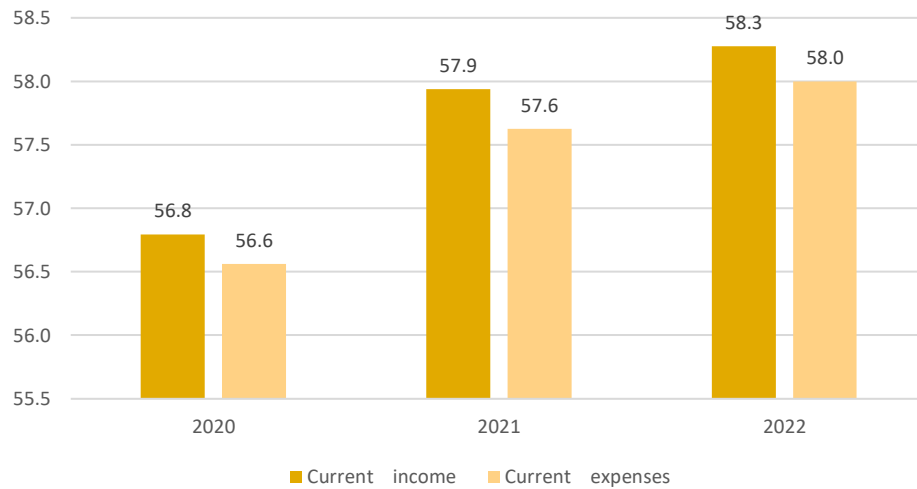
## 2.Dynamics

Current income and expenses for 2020-2022.

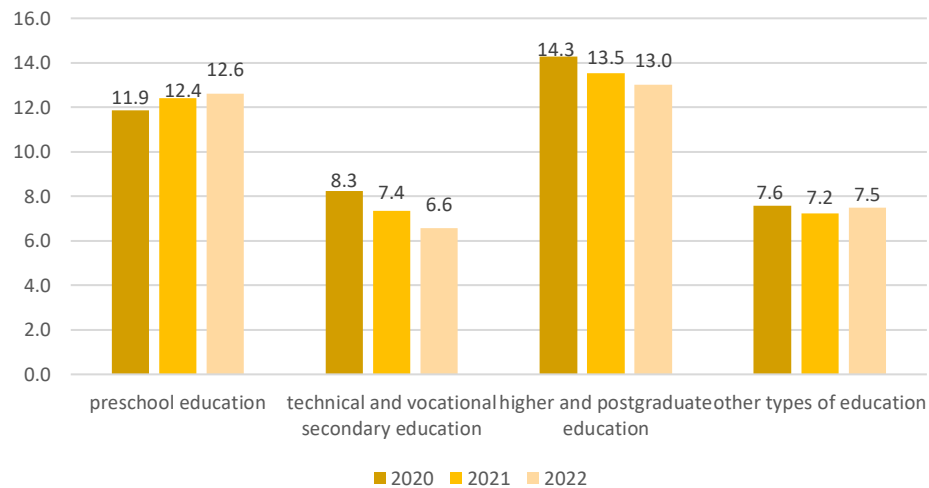
	thousand tenge					
	2020		2021		2022	
	current income	current expenses	current income	current expenses	current income	current expenses
All	2 920 863 389	2 902 183 079	3 693 861 380	3 661 823 056	4 598 125 014	4 589 996 622
preschool education	346 335 281	343 835 329	458 169 483	448 281 920	580 143 471	569 025 722
primary education	21 714 046	21 615 484	35 398 517	33 858 851	55 293 420	53 944 612
basic and general secondary education	1 658 837 682	1 641 503 981	2 140 187 790	2 110 134 866	2 679 541 955	2 662 065 387
technical and vocational secondary education	241 081 822	232 402 146	271 847 848	261 971 013	302 742 713	297 293 708
post-secondary education	3 042	2 059	251 027	188 980	338 935	272 046
higher and postgraduate education	416 744 256	428 859 784	499 890 104	532 455 069	598 983 099	640 309 147
other types of education	221 188 802	219 279 392	266 850 915	254 935 066	344 183 471	331 350 071
education in the field of sports and recreation	68 817 540	70 502 142	84 184 676	84 491 432	103 690 806	103 544 214
education in the field of culture	39 753 993	40 989 221	48 060 869	48 509 447	62 729 836	62 195 533
activities of schools for the training of drivers	2 014 127	1 932 056	3 345 502	2 774 622	4 675 870	4 155 648
of vehicles other types of education not included in other groupings	110 603 142	105 855 973	131 259 868	119 159 565	173 086 959	161 454 676
auxiliary activities in the field of education	36 897 950	35 735 929	21 265 696	19 997 291	14 958 458	14 684 904

Shares of current income and expenses for 2020-2022 (by KPVED\*, as a percentage)

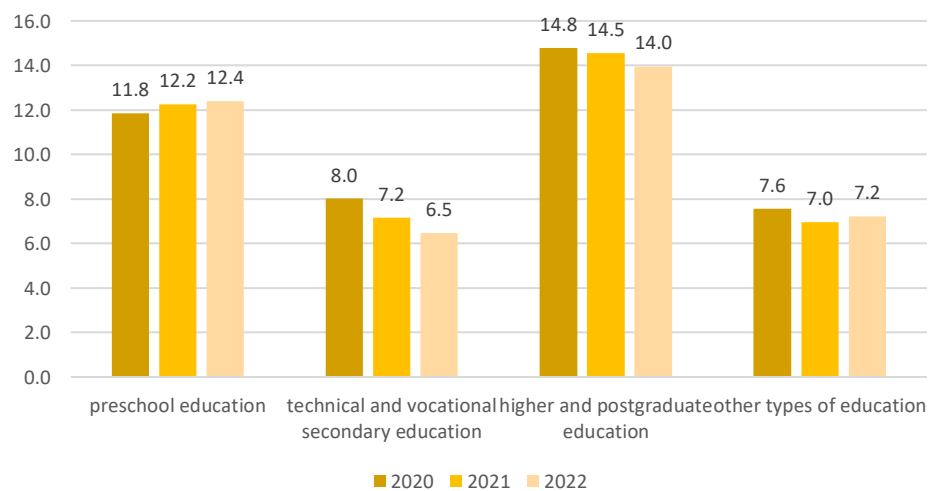
Shares of current income and expenses for basic and general secondary education the RK

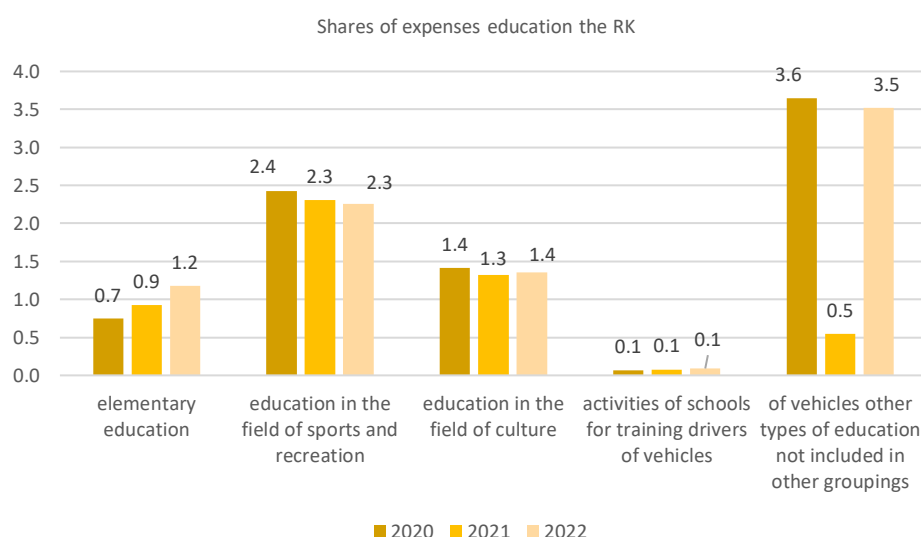
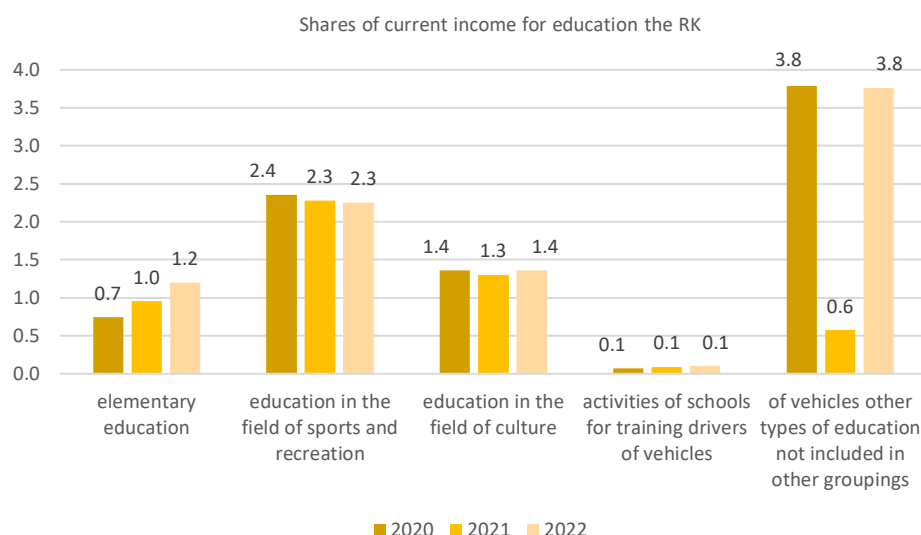


Shares of current income for education the RK



Shares of expenses education the RK





\*-Classifier of products by type of economic activity

### 3. Glossary

Accident at work - the impact on the employee of a production factor in the performance of labor (service) duties or tasks of the employer, as a result of which an injury, a sudden deterioration in health or poisoning of the employee occurred, which led him to temporary or permanent disability, occupational disease, or death.

The number of victims with loss of ability to work and death - victims are taken into account in case of accidents that occurred on the territory of the enterprise when the victim was performing work duties, as well as when going to work or from work on the transport provided by the enterprise.

Occupational disease - a chronic or acute disease caused by exposure of an employee to harmful production factors in connection with the performance of his labor (service) duties.

The material consequences of accidents at work are determined by the amount of compensation for damage to the injured employee, which is calculated as a percentage of his earnings in accordance with the degree of loss of his professional ability to work. Persons entitled to compensation for damages in the event of the death of the breadwinner shall be compensated for damages in the amount of the average monthly earnings of the breadwinner minus the share attributable to himself and able-bodied persons who are dependent on him, but who are not entitled to compensation for damages.

### 4. Methodological explanations

The release includes data submitted by all legal entities of all forms of ownership and departmental subordination, in which an accident or occupational disease is registered.

The unit of measurement is the case of an occupational injury, that is, data on one person who was injured during one accident at work.

## 5. Links to related publications

[Gross domestic product by the end-use method.](#)

## 6. Useful links

[Information and analytical system «Taldau».](#)

<b>Responsible for the release:</b> Department of Population Statistics	<b>Department Director:</b> N. Khanzhigitov Тел. +7 7172 749061	<b>Executor:</b> D.Mukhangaieva Тел. +7 7172 749258 E-mail: D.Mukhangaieva@aspire.gov.kz	<b>Address:</b> 010000, Astana Mangilik el avenue, 8 House of Ministries, entrance 4
---	---	---	---