

Structural statistics

Date of release: 06/21/2023

Next date of release: 09/21/2023

[1. Key points](#)

[2 . Methodological notes](#)

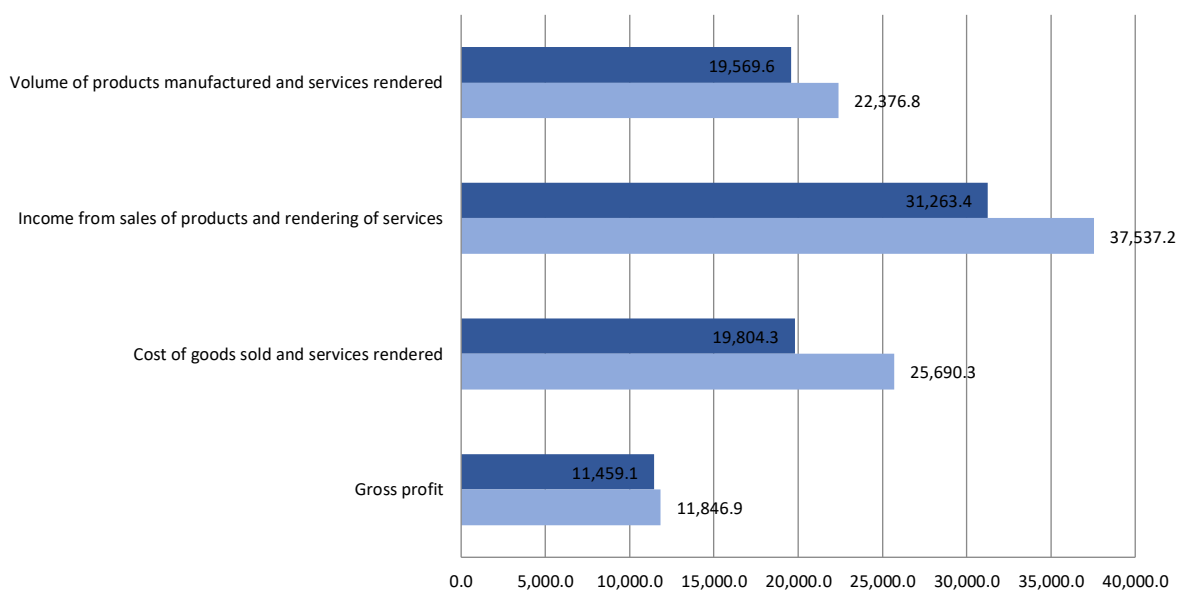
[3 . Useful links](#)

1. Key points

The volume of manufactured products, work performed and services rendered to large, medium and small enterprises engaged in entrepreneurial activities In the 1st quarter of 2023 amounted to 22376.8 billion tenge.

Key indicators of financial and economic activity of enterprises

billion tenge



Financial and economic activities of large and medium-sized enterprises

The number of large and medium-sized enterprises with more than 100 employees in the 1st quarter of 2023 amounted to 4 072 units, of which 2 538 enterprises are medium-sized. Based on the results of the survey, the balanced financial result of economic entities was determined as a profit in the amount of 4361.9 billion tenge, the level of profitability (loss) of production was 24.8%.

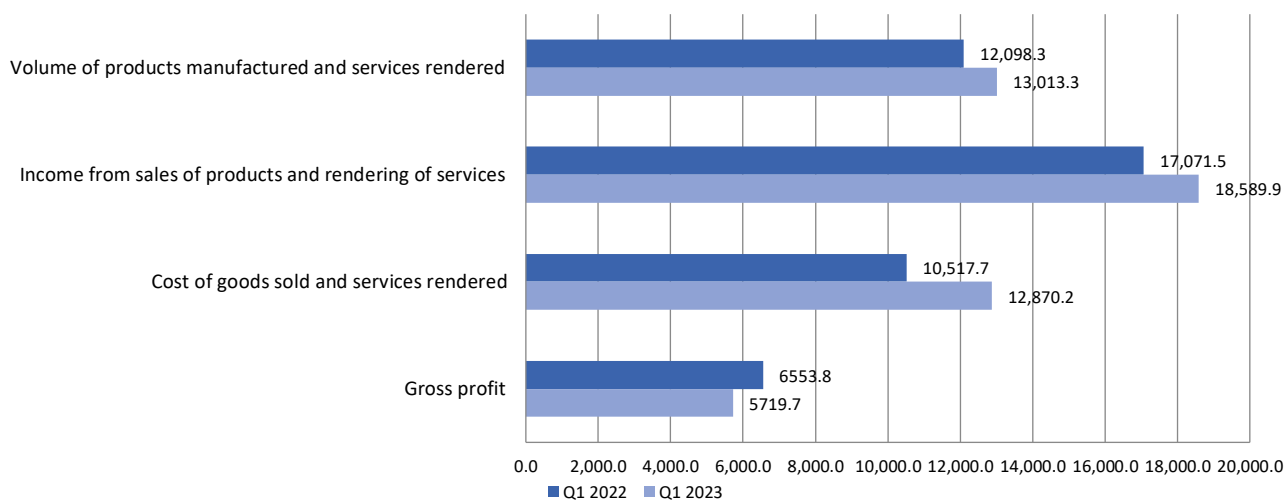
Production costs of which 57.5% - material costs, the share of labor costs and depreciation, respectively, 14.7% and 10.2%.

In the 1st quarter of 2023, the debt on obligations amounted to 79622.0 billion tenge, of which the overdue debt was at the level of 0.9%. In the 1st quarter of 2023, accounts receivable amounted to 15171.9 billion tenge, of which overdue debt was 1,3% .

The value of the assets of enterprises amounted to 150801.3 billion tenge. The main share was occupied by long-term assets - 61.0%.

Key indicators of financial and economic activity of medium and large enterprises

billion tenge



Profitability of large and medium enterprises

in percentages



Key indicators of financial and economic activity of medium and large enterprises

billion tenge

	Q2 2021	Q2 2022	Q2 2023
Total number of enterprises, units	3 724	4 033	4 072
of which average, units	2 166	2 473	2 538
Volume of products manufactured and services rendered	8 611,7	12 098,3	13 013,3
of which medium	1 428,1	1 870,0	2 341,0
Income from sales of products and rendering of services	12 543,0	17 071,5	18 589,9
of which medium	2 481,9	3 322,3	3 954,3
Cost of goods sold and services rendered	8 129,5	10 517,7	12 870,2
of which medium	1 830,7	2 397,3	2 840,1
Gross profit	4 413,6	6 553,8	5 719,7
Actually transferred taxes and other obligatory payments to the budget	1 721,7	3 316,2	3 903,8

*Income from the sale of products and the provision of services-does not include the amount of the enterprises income received from the sale of goods and services, including goods purchased for resale in the main and secondary activities. Income from the sale of products and services does not include value added tax, excise, as well as the cost of returned goods, discounts on sales and discounts on price presented to the buyer.

Financial and economic activities of small enterprises

The number of small enterprises with up to 100 employees in the 1st quarter of 2023 amounted to 336 515 units.

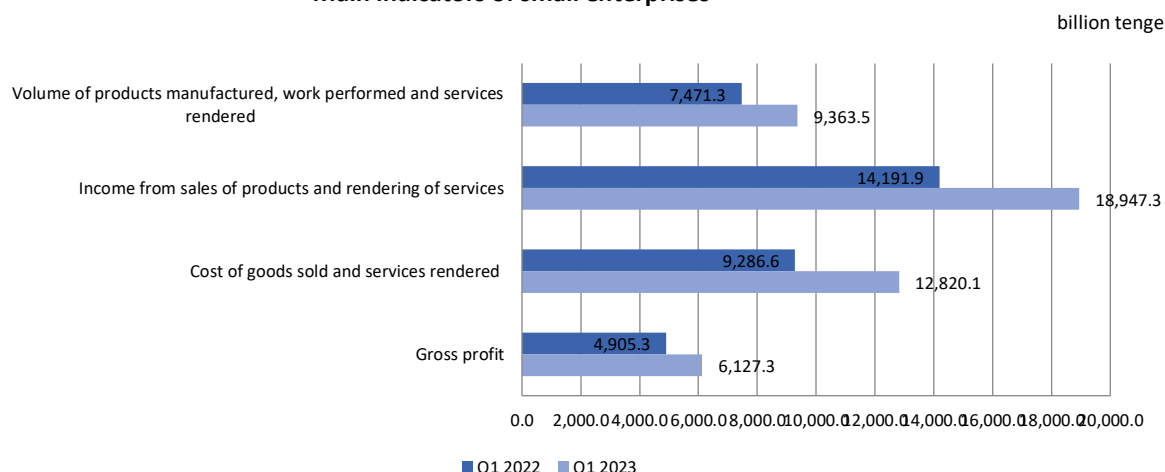
Based on the results of the survey, the balanced financial result of economic entities was determined as a profit in the amount of 4001,4 billion tenge.

The volume of expenses of small enterprises amounted to 7 476,7 billion tenge, of which 25,5% - material costs, the share of labor costs and depreciation, respectively, 13,9% and 10,0%.

For I quarter of 2023 the payroll of employees of small enterprises in the republic amounted to 1 562,0 thousand people, the average monthly salary of one employee was 246 951 tenge.

For the I quarter of 2023, income from the sale of products and the provision of services amounted to 18 947,3 billion tenge.

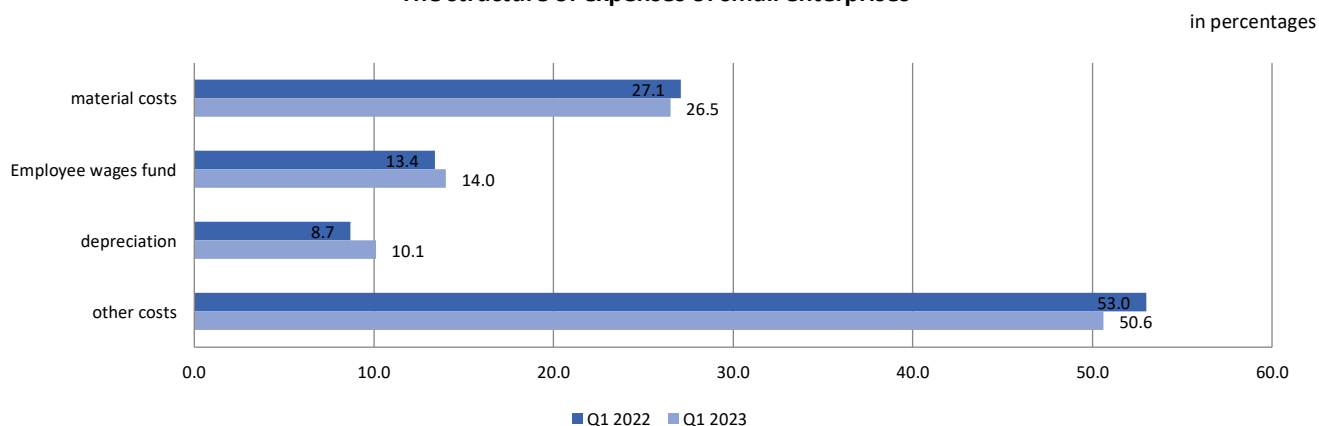
Main indicators of small enterprises



Main performance indicators of small enterprises

	billion tenge		
	Q1 2021	Q1 2022	Q1 2023
Number of small enterprises, units	234 365	292 008	336 515
The number of employees of small enterprises on average per quarter, people	1 290 654	1 479 263	1 561 974
Average monthly wage per employee, tenge	173 199	205 259	246 951
The volume of products manufactured, work performed and services rendered, billion tenge	5 311,6	7 471,3	9 363,5
Income from sales of products and services	9 936,3	14 191,9	18 947,3
Cost of goods sold and services rendered	6 782,0	9 286,6	12 820,1
Gross profit	3 154,0	4 905,3	6 127,3

The structure of expenses of small enterprises



For the I quarter of 2023, stocks of small enterprises at the end of the period in value terms amounted to 18134,4 billion tenge, including the share of raw materials and materials – 13,2%, finished products – 6,0%, goods – 62,9%, work in progress - 11,3%, property intended for resale – 2,8%, other reserves – 3,7%.

2 . Methodological notes

The volume of products manufactured, works performed and services rendered is the cost of all products manufactured and services rendered at producer prices.

Income from the sale of products and the provision of services - the amount of income received and receivable minus value added tax, excises, as well as the cost of returned goods, sales discounts and price discounts presented to the buyer.

The cost of goods sold and services rendered is the actual cost of sold (shipped) finished products (works, services).

Non-manufacturing expenses are expenses of the period, which include expenses for the sale of products and services, administrative expenses, financing expenses.

Profit (loss) before tax - the financial result from the sale of products (goods, services), which is defined as the difference between the income from the sale of products (goods, services) and the cost of sales of products (goods, services), as well as expenses not included in the cost products (goods, services).

The profitability of enterprises characterizes the efficiency of their activities, is calculated as the ratio of profit (loss) before taxation to the costs of production and sale of products (works, services), taking into account the expenses of the period.

Indebtedness under obligations - funds temporarily attracted by the enterprise and subject to return to the relevant legal entities and individuals. Accounts payable are unfulfilled payments for shipped goods, unpaid taxes, unpaid accrued wages.

Overdue debt - the amount of overdue debt, including the carry-over balances of debt from the previous period and outstanding at the reporting date.

3 . Useful links

Structural statistics, Information and analytical system "Taldau".

Statistical form "Report on the financial and economic activities of the enterprise" (index - 1-PF, frequency - quarter)

Statistical form "Report on the activities of a small enterprise" (index - 2-MP, frequency - quarter)

Release Responsible: Department of National Accounts	Deputy director of the department: A .Torgautova Tel. +7 7172 749527	Artist: G.Omarova Zh.Abdalimova Tel. +7 7172 749330,749306 E-mail: gul.omarova@aspire.gov.kz Email: zh.abdalimova@aspire.gov.kz	Address: 010000, Astana avenue , 8 House of Ministries, entrance 4
--	---	--	---