

On domestic trade in the Republic of Kazakhstan

Date of release: 12.06.2023

Date of next release: 12.07.2023

1. Key points;

- 1.1 Retail trade;
- 1.2 Wholesale trade;
- 1.3 Commodity exchanges;
- 1.4 Trading markets;

2. Dynamics: main indicators of domestic trade;

3. Glossary;

4. Methodological explanations;

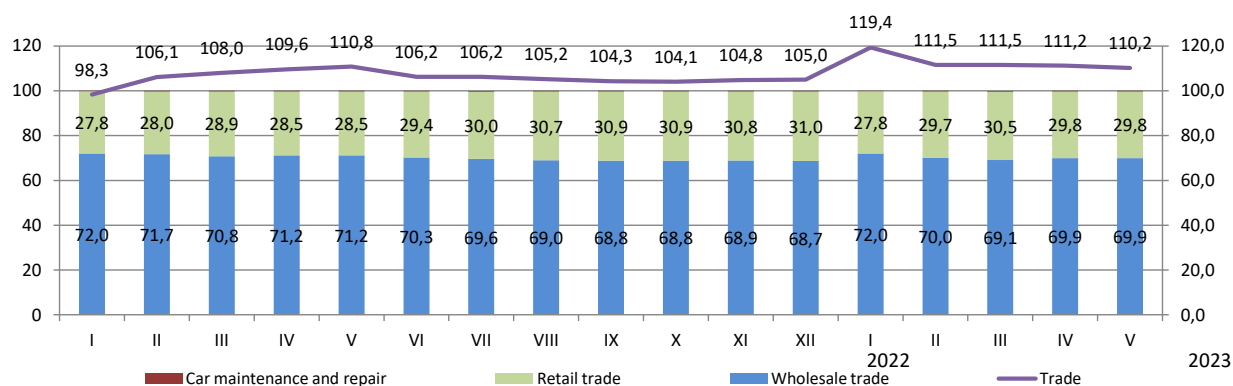
5. Links to related publications;

6. Useful links.

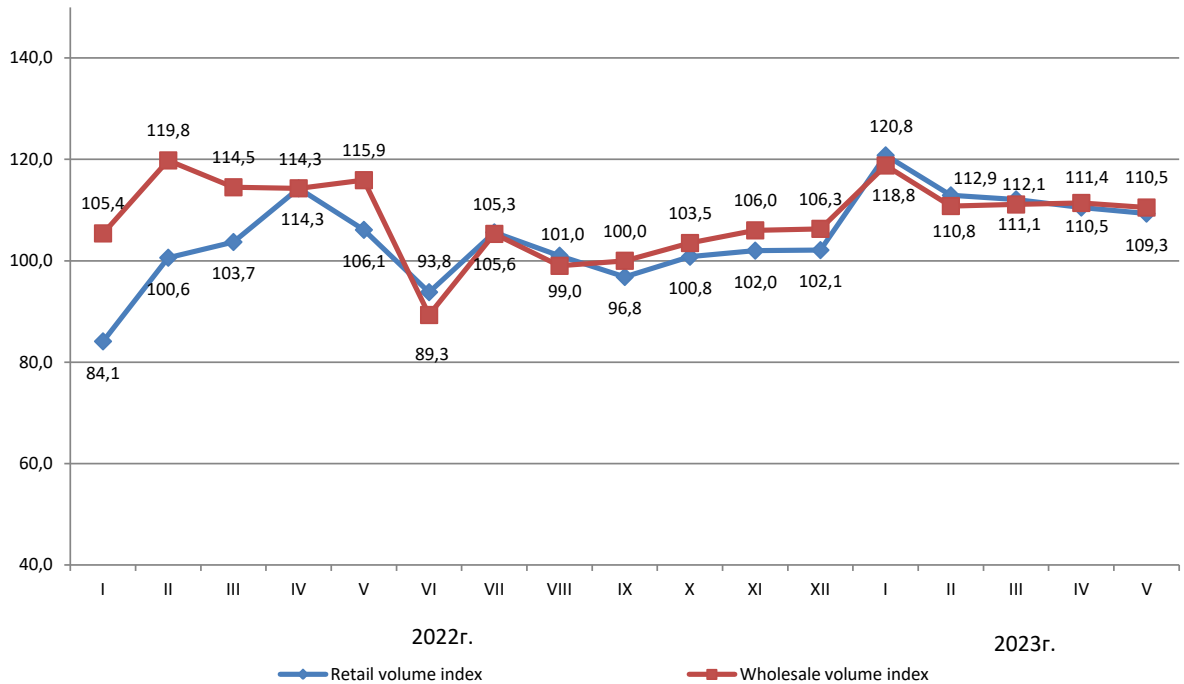
1. Key points

- IPV in the Trade sector in January-May 2023 compared to the corresponding period last year amounted to 110.2% (January-May 2022 – 110.8%).
- In January-May 2023, IPV of wholesale trade amounted to 110.5% (in January-May 2022 - 114.2%). IPV of the retail trade amounted to 109.3% (in January-May 2022 - 103.3%).
- A significant share in the total volume of the industry falls on wholesale trade, the share of which is 69.9%, the share of retail trade is 29.8%.

Picture 1. Physical volume index by industry Trade, in % to the corresponding period of the previous ye

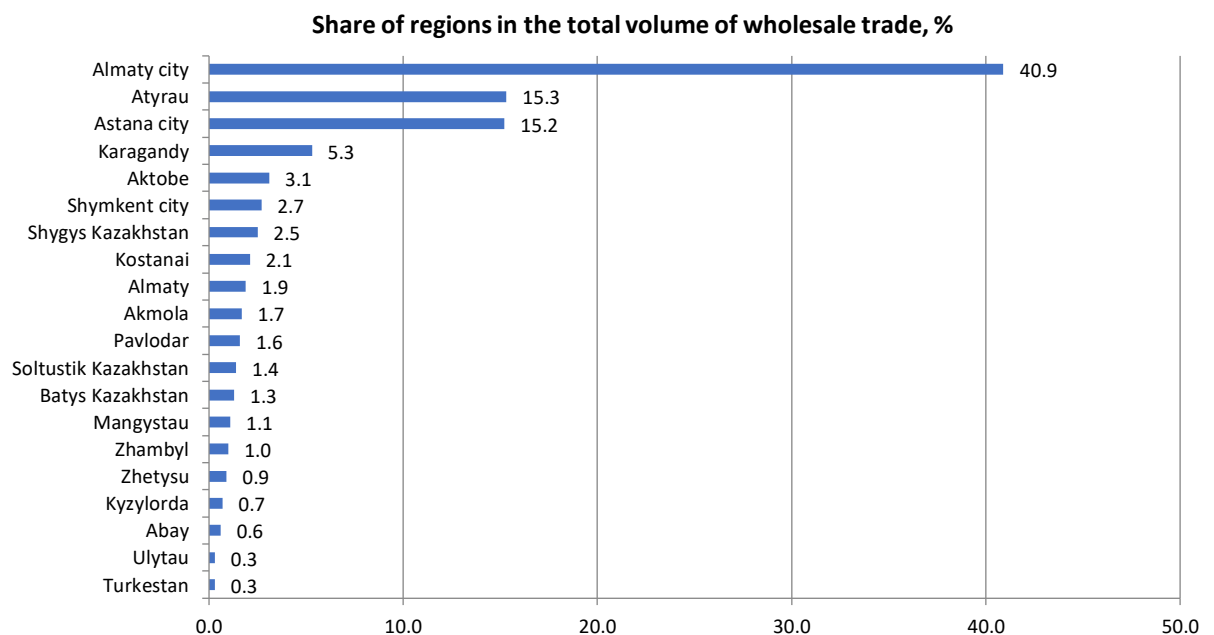


Picture 2. Index of physical volume of retail and wholesale trade, in % to the corresponding month of the previous year



The volume of wholesale trade in January-May 2023 amounted to 14331.4 billion tenge, or 110.5% compared to the corresponding period in 2022. Non-food products and industrial and technical products (82.7%) dominate in the structure of wholesale trade.

The largest share in the total wholesale trade of the republic in January-May 2023 falls on Almaty city (40.9%), Atyrau region (15.3%), Astana city (15.2%), Karaganda region (5.3%).



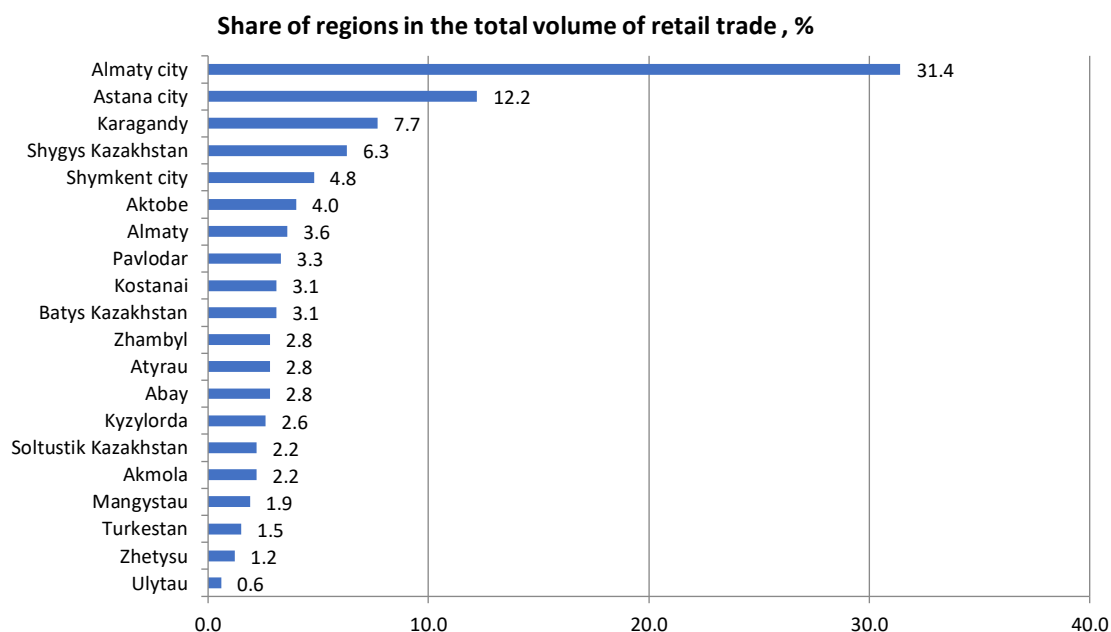
The volume of retail trade in January-May 2023 amounted to 6107.4 billion tenge, which is 9.3% more than the level of the corresponding period in 2022. Retail sales of goods by trading enterprises increased by 12.8%, by individual entrepreneurs, including those trading in markets, increased by 0.1% compared to January-May 2022.

From the beginning of the year, the turnover from the retail sale of goods by enterprises of private ownership received in the amount of 5407,8 billion tenge (88.5% of the total volume of retail trade), foreign ownership - 699.6 billion tenge (11.5%).

As of June 1, 2023, the volume of commodity stocks of trading enterprises (for reporting enterprises) in retail trade amounted to 1551.4 billion tenge, in trading days - 73 days.

The share of food products in the total volume of retail trade is 28.2%, non-food products - 71.8%. The volume of sales of food products compared with January-May 2022 decreased by 6.4%, non-food products increased by 17.3%.

The largest share in the total retail trade of the republic in January-May 2023 falls on Almaty city (31.4%), Astana city (12.2%), Karaganda city (7.7%) and Shygyys Kazakhstan region (6.3%).



3. Glossary

Retail trade - resale (sale without processing) of new and used goods to the public for personal consumption, home use or disposal.

Wholesale trade - resale (sale without processing) of new and used goods to retailers, industrial, commercial, institutional or professional users or other wholesalers, as well as persons acting as agents or brokers when purchasing goods on behalf of such persons or companies or selling goods to them.

Index of the physical volume - a relative indicator that characterizes the change in the volume of sales of commodity mass (quantitative factor of commodity turnover) in the current period compared to the base one.

Commodity stocks - the amount of goods in cash or in kind, located in trading enterprises, in warehouses, in transit on a certain date.

4. Methodological explanations

The volume of sales of goods and services characterizes the amount of cash proceeds received for the sold goods, products and services rendered for cash and non-cash payments.

The index of the physical volume of turnover shows how the turnover changes as a result of changes only in its physical volume, excluding the influence of price changes.

To calculate the index of the physical volume of sales of goods (services), the turnovers of the reporting and base periods are compared in the prices of the same period taken as the base period (in constant prices).

5. Links to related publications

[The volume of sales of goods and services in the Republic of Kazakhstan January-May 2023](#)

[The volume of services rendered for the maintenance and repair of cars](#)

[The volume of services rendered for the provision and provision of food and beverages](#)

[Volume of wholesale trade](#)

6. Useful links

["Methodology for the formation of indicators for domestic trade statistics"](#)

["Methodology for constructing the consumer price index \(CPI\)"](#)

["On the volume of sales of goods and services, Quality Report, 2022"](#)

["Statistics of domestic trade, Information and analytical system "Taldau"](#)

| | | | |
|--|--|---|---|
| Responsible for the release: Department of Services and Energy Statistics | Department Director: G. Karaulova Tel. +7 7172 749060 | Executor: A.Nyissanbay Tel. +7 7172 749336 | Address: 010000, Astana Mangilik el avenue, 8 House of Ministries, entrance 4 |
|--|--|---|---|
