

On the execution of construction works and commissioning of facilities in January-April 2026

Date of publication: 18.05.2026

Date of next publication: 17.06.2026

1. Key points
2. Volumes of completed construction works
3. Commissioning of residential buildings
4. Glossary
5. Methodological explanations
6. Links to related publications
7. Useful links

1. Key points

In January-April 2026, the volume of construction work increased by 14,5% and amounted to 1739.5 billion tenge.

Of the total volume of construction works in the republic, private construction organizations 87,6%, foreign – 11,6% and state – 0,8% were performed.

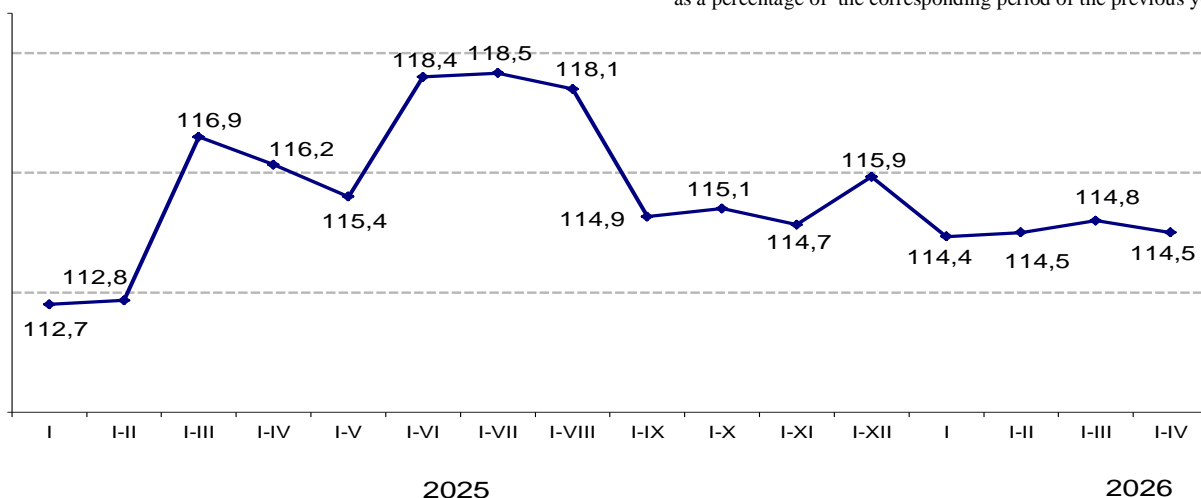
2. Volume of completed construction works

The increase in the volume of construction work in January-April 2026 compared to January-April 2025 is associated with construction repair of structures (by 41,2%).

By types of construction work (services) performed in January-April 2026, the largest share is occupied by construction of roads, railways and subway (26,4%), non-residential buildings (21,2% in the total volume) and residential buildings (11,3%).

Indices of the physical volume of construction work

as a percentage of the corresponding period of the previous year



Dynamic tables:

[The volume of completed construction works \(services\) by months](#)

In the regional context, an increase in the volume of construction work was observed in nineteen regions of the republic. Significant growth was noted regions of Ulytau (by 3,7 once), Kyzylorda (by 27,5%), Zhambyl (by 27,3%), Pavlodar (by 27,2%), Batys Kazakhstan (by 17%), Aktobe (by 13,1%) and Shygyys Kazakhstan regions (by 12,7%), cities Shymkent (by 33%) and Almaty (by 17%).

The volume of completed construction works (services)

	Total, thousand tenge	April 2026 as a percentage to		January-April 2026 as a percentage to January-April 2025	As a percentage of the republican volume
		March 2026	April 2025		
Republic of Kazakhstan	1 739 462 042	68,5	114,0	114,5	100,0

Abay	34 355 334	119,7	118,4	105,8	2,0
Akmola	47 941 765	131,9	217,3	103,3	2,8
Aktobe	67 995 940	89,0	122,3	113,1	3,9
Almaty	76 236 066	71,7	97,8	106,4	4,4
Atyrau	123 215 086	72,4	90,8	101,9	7,1
BatysKazakhstan	69 297 139	64,6	116,2	117,0	4,0
Zhambyl	74 816 339	30,6	74,2	127,3	4,3
Zhetisu	50 775 359	109,2	95,3	89,9	2,9
Karagandy	113 765 986	123,7	127,9	110,6	6,5
Kostanay	64 645 339	36,0	97,8	104,8	3,7
Kyzylorda	68 885 830	76,5	141,2	127,5	4,0
Mangystau	89 241 229	53,8	69,4	104,6	5,1
Pavlodar	68 039 576	77,7	128,6	127,2	3,9
SoltustikKazakhstan	25 933 950	57,8	117,7	103,9	1,5
Turkistan	95 837 025	52,0	93,3	110,3	5,5
Ulytau	69 442 788	366,6	789,3	372,0	4,0
ShygysKazakhstan	87 730 683	97,7	107,7	112,7	5,0
Astana city	259 019 108	56,6	105,8	108,2	14,9
Almatycity	181 646 242	40,6	101,0	117,0	10,4
Shymkent city	70 641 258	33,1	92,3	133,0	4,1

Spreadsheets:

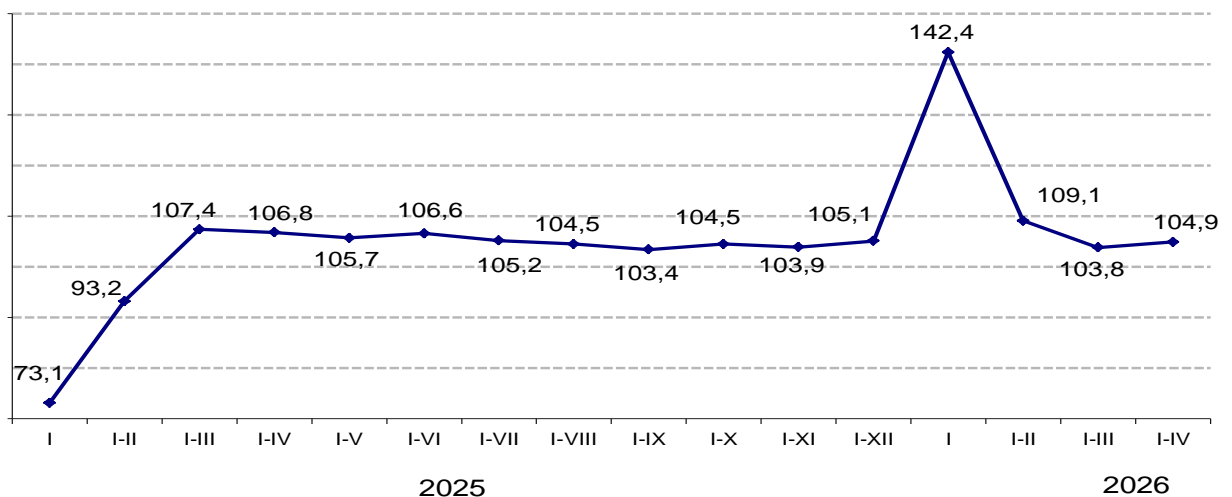
[Key indicators of enterprises and organizations engaged in construction activities. including by types of facilities and types of work](#)
[The volume of completed construction works \(services\) by the dimension of enterprises](#)
[The volume of completed construction works \(services\) by technological structure](#)

3. Residential building Commissioning

In January-April 2026, the total area of new facilities put into operation amounted to 6334.1 thousand square meters.

Indices of the physical volume of commissioned housing

as a percentage of the corresponding period of the previous year



Dynamic table:

[Commissioning of residential buildings](#)

The total area of housing commissioned increased by 4,9% compared to January-April 2025 and amounted to 5122,1 thousand sq.m., of this total 3464,1 thousand sq.m. - multi-apartment and 1645,9 thousand sq.m. - individual houses. Most of the housing – 4952,4 thousand sq.m. or 96,7% was put into operation by private developers, of which the population is 1717,6 thousand square meters.

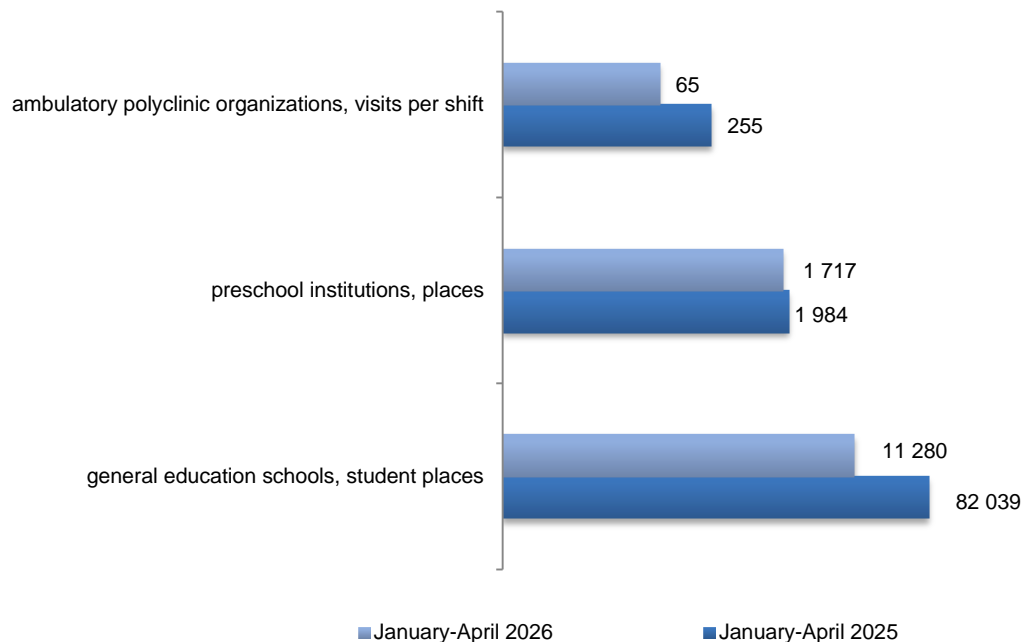
Total area of commissioned residential buildings

	Residential buildings commissioned	Including developers

	sq. meters of total area	as a percentage by January-April 2025	state property	private property	of them		foreign property
					population	as a percentage by January-April 2025	
Republic of Kazakhstan	5 122 121	104,9	148 724	4 952 375	1 717 564	100,7	21 022
Abay	42 820	146,0	-	42 820	30 420	151,6	-
Akmola	137 234	101,8	1 893	135 341	80 303	92,4	-
Aktobe	275 025	113,3	-	275 025	178 355	107,6	-
Almaty	400 769	104,2	12 229	388 540	245 855	105,5	-
Atyrau	132 060	90,3	-	132 060	101 009	80,1	-
Batys Kazakhstan	128 273	102,2	10 253	118 020	81 123	117,9	-
Zhambyl	176 341	101,8	x	165 845	141 539	112,5	-
Zhetisu	81 342	112,9	14 544	66 798	64 766	155,8	-
Karagandy	79 775	105,9	-	79 775	18 776	106,9	-
Kostanay	156 487	100,1	71 153	85 230	29 142	79,6	x
Kyzylorda	190 658	101,8	-	190 658	148 660	92,7	-
Mangystau	128 517	104,2	-	119 757	50 192	103,7	8 760
Pavlodar	70 301	101,7	-	67 654	39 678	71,2	x
Soltustik Kazakhstan	46 320	105,3	-	46 320	45 555	106,9	-
Turkistan	238 876	105,6	-	238 876	230 621	126,2	-
Ulytau	18 820	108,7	x	10 597	8 498	141,0	-
Shygys Kazakhstan	72 187	102,4	8 150	64 037	23 786	103,7	-
Astana city	1 413 173	103,5	x	1 393 229	30 041	166,3	x
Almaty city	977 831	106,8	-	976 481	87 908	65,9	x
Shymkent city	355 312	110,0	-	355 312	81 337	71,5	-

In the field of education and healthcare in January-April 2026 21 general education schools for 11280 student places, 17 preschool institutions for 1717 places and 2 clinic for 65 visits per shift were put into operation.

Commissioning of social and cultural facilities



Spreadsheets:

[Main characteristics of commissioned facilities](#)

[The actual cost of construction of commissioned facilities](#)

[Commissioning of residential buildings \(total and usable area of commissioned residential buildings\)](#)

[Commissioning of individual and multi-apartment residential buildings](#)

[Average actual construction costs for 1 sq. meters of the total area of residential buildings](#)

[Commissioning of the total area of housing per 1000 people](#)

[Commissioning of educational and healthcare facilities](#)

4. Glossary

Construction and installation works - construction work on the construction of buildings and structures, expansion, reconstruction and technical re-equipment; work on the installation of power, technological and other equipment.

Construction object - a separate building or structure with all related equipment. Inventory, tools, galleries, flyovers, internal engineering networks and communications, for the construction (reconstruction. expansion) of which an independent object estimate is compiled.

5. Methodological explanations

Construction organizations include all general construction and specialized organizations, including repair and construction organizations. The main activity of construction organizations is to perform work under contracts with customers related to the type of economic activity "Construction" in accordance with the state "General Classifier of types of Economic Activities (GCTEA).

The volume of construction work includes the cost of construction work performed by enterprises engaged in construction activities under concluded construction contracts, which includes construction of new facilities, major and current repairs. Reconstruction, modernization of residential and non-residential buildings, engineering structures.

The index of the physical volume of construction works (services) is determined by the ratio of the volumes of completed construction works of the analyzed period to the previous period in actual prices, taking into account the deflator (price index).

The total area of a residential building (residential building) is calculated as the sum of the total areas of all dwellings and the areas of all non-residential premises, as well as the areas of parts of a residential building that are common property.

More detailed methodological explanations are available at the following links:

[Methodology for the formation of construction statistics indicators](#)

[Methodology for determining the gross output for the industry "Construction"](#)

6. Links to related publications

[Statistical compilation "Investment and construction activities in the Republic of Kazakhstan"](#)

7. Useful links

[Statistical form "Report on completed construction works \(services\)" \(index 1-KS monthly\);](#)

[Statistical form "Report on the commissioning of facilities" \(index 2-KS. monthly\);](#)

[Statistical form "Report on the commissioning of facilities by individual developers" \(index 1-IS. monthly\);](#)

[Information-analytical system "Taldau"/Construction and investments](#)

[Quality Report](#)

Responsible for the release: Department of Production and Environment Statistics	Director of the Department: A.Issabekova Tel. +7 7172 749778	Executor: O.Edel Tel. +7 7172 749313 E-mail: O.Edel@aspire.gov.kz	Address: 010000, Astana city Mangilik El avenue, 8 House of Ministries, Entrance 4
---	---	---	---

