

The situation on the labor market

Date of publication: 14.05.2026

Date of next publication: 14.08.2026

1. Key points

2. Situation on the labor market

3. Dynamics of labor market indicators

4. Glossary

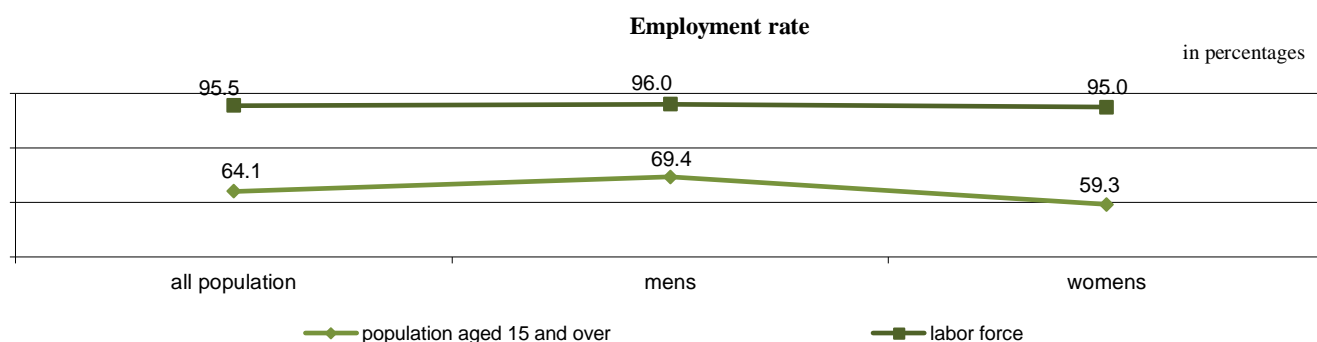
5. Methodological explanations

6. Useful links

1. Key points

Employment rate to the population aged 15 years and older in the I quarter 2026 amounted to 64,1%, to the labor force – 95,5%. Unemployment rate (according to the methodology of the International Labor Organization) was 4,5%.

At the end of March this year 2026, according to the Ministry of Labor and Social Protection of the Population of the Republic of Kazakhstan, 8,8 thousand units employment measures were provided, 4,7 thousand people were sent for vocational training or retraining, for advanced training, and 1,1 thousand people took part in public works. The number of employed people based on mandatory pension contributions for the 4th quarter of 2025 amounted to 5 559 thousand people.



2. Situation on the labor market

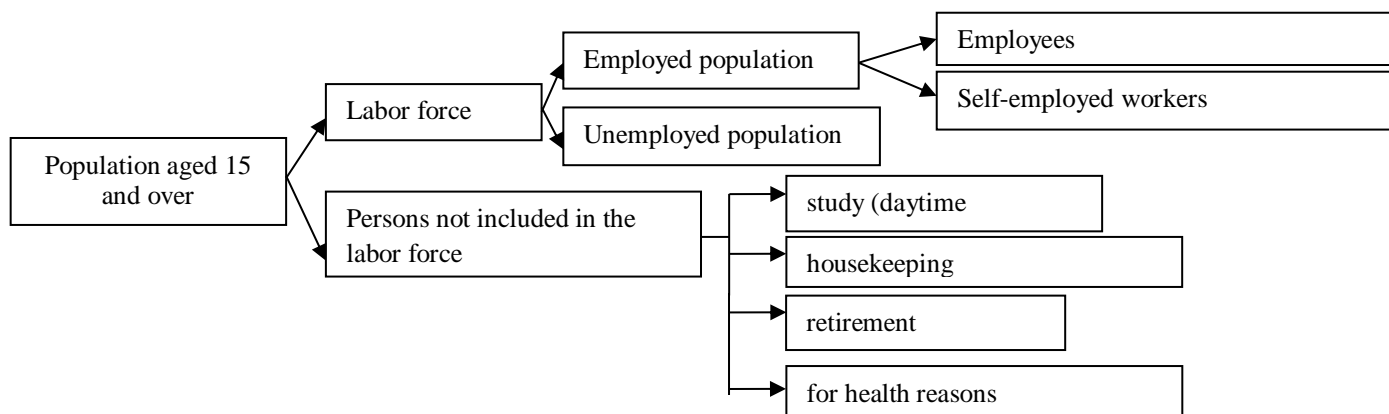
According to the sample survey of employment of the population 9,4 million people were employed in various sectors of the economy of Kazakhstan, of which 7,3 million people worked for hire (77,6% of the total number of people employed in the economy), 2,1 million people were self-employed (22,4% of the total number of people employed in the economy).

Compared to the I quarter of 2025, total employment increased by 103,1 thousand people, due to hired employees 149,5 thousand people.

The largest share of employees was observed in trade (16,7%), education (13,3%), industry (12,6%) and agriculture (10,2%).

At the main job, on average, the actual hours worked per week were 39 hours per employed person, 41 hours per employee, and 36 hours per self-employed worker.

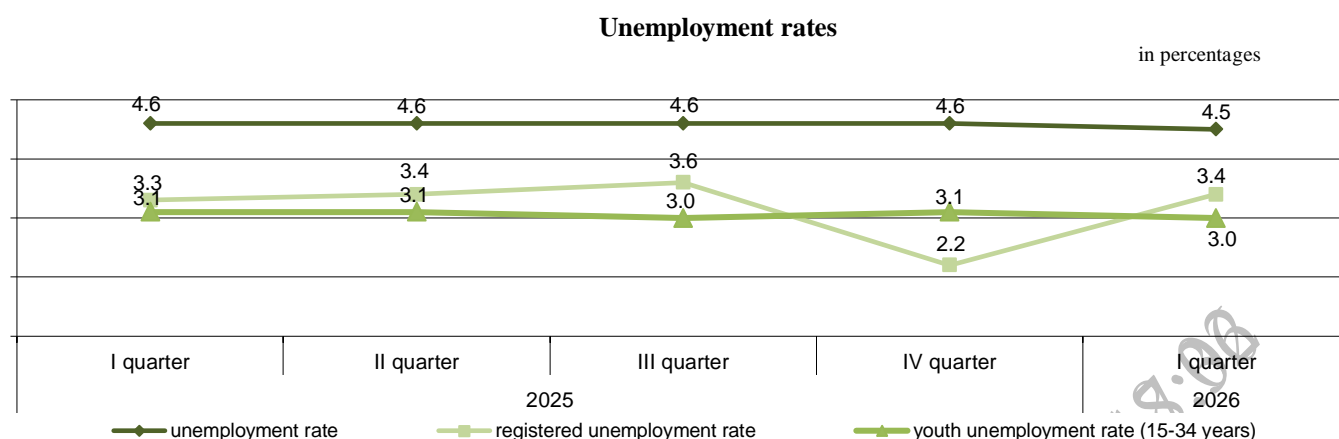
Methodology for the formation of the main indicators of the labor market



Spreadsheets

[The Main indicators of the labor market in the Republic of Kazakhstan \(I quarter 2026\)](#)

3. Dynamics of labor market indicators



Key Labor Market Indicators

	Labor force, people	Employed population, people	Including		Unemployed population, people	Unemployment rate, %	Youth unemployment rate, % (aged 15-34)	Persons not included in the labor force, people
			wage-earners	self-employed workers				
2025								
I quarter	9 735 019	9 283 504	7 140 979	2 142 525	451 515	4,6	3,1	4 669 631
II quarter	9 749 205	9 300 414	7 139 335	2 161 079	448 791	4,6	3,1	4 649 060
III quarter	9 778 691	9 330 135	7 155 420	2 174 715	448 556	4,6	3,0	4 622 116
IV quarter	9 724 603	9 278 903	7 142 074	2 136 829	445 700	4,6	3,1	4 629 548
2026								
I quarter	9 838 074	9 392 025	7 290 446	2 101 579	446 049	4,5	3,0	4 807 200

Dynamic tables:

- [1. Main indicators of Labor market per months \(estimated data\)](#)
- [2. Labour force](#)
- [3. Employed population](#)
- [4. Employment rate to population aged 15 and over](#)
- [5. Employees](#)
- [6. Self-employed population](#)
- [7. Unemployed population](#)
- [8. Unemployment rate](#)
- [9. Youth unemployment rate \(at the age of 15-34 years\)](#)
- [10. Youth unemployment rate \(at the age of 15-24 years\)](#)
- [11. Not in the labour force](#)
- [12. Main indicators of labour market](#)
- [13. Employed population by TEA](#)
- [14. Employed population in the rural forestry and fisheries group](#)
- [15. Employed population by industry and construction group](#)
- [16. Employed population by service sector group](#)
- [17. Self-employed \(accordance with the Social Code of the Republic of Kazakhstan\)](#)
- [18. Self-employed \(standards of the International Labor Organization\)](#)
- [19. Young people in the labor market](#)
- [20. Decent work indicators in the Republic of Kazakhstan](#)
- [21. Indicators for measuring the quality of employment in the Republic of Kazakhstan](#)
- [22. Dynamics by countries of the world](#)

4. Glossary

The labor force is the employed and unemployed population.

Employed person - a natural person who carries out activities for payment or by deriving income through the use of property, the production and sale of goods, the performance of work, the provision of services.

Employed persons include:

- 1) employees, as well as persons having other paid work (elected, appointed or approved);
- 2) individual entrepreneurs;
- 3) persons engaged in private practice;
- 4) individuals carrying out activities under a civil law contract that are not employees;
- 5) individuals who are founders (participants) of business partnerships and founders, shareholders (participants) of joint-stock companies, as well as members of production cooperatives;
- 6) independent workers;
- 7) serving in the Armed Forces, other troops and military formations, law enforcement and special state bodies of the Republic of Kazakhstan.

An unemployed person is a natural person who is looking for a job and is ready to start work.

The unemployment rate is the share of the unemployed in the labor force, measured as a percentage.

The youth unemployment rate at the age of 15-34 is the share of the unemployed population aged 15-34 in the labor force at the same age, measured as a percentage.

The long-term unemployment rate is the proportion of the unemployed population who have been unemployed for 1 year or more in the labor force, measured as a percentage.

Persons outside the labor force - persons who are not employed or unemployed.

5 . Methodological explanations

In the Republic of Kazakhstan, since 2001, sample surveys of employment of the population have been conducted. The survey covers all regions of the republic on the basis of a selective method of observation with subsequent distribution of the results to the entire population. The units of observation are households and persons aged 15 and over.

The presented indicators are based on the results of a sample survey on an extended network of households (4,1% of the total number of households), the sample is formed once a year. Lists of households are formed on the basis of the Register of Housing Stock of the Republic of Kazakhstan. The sampling methodology was developed jointly with experts from the German Statistical Office DESTATIS as part of the KAZSTAT Project to Strengthen the National Statistical System of Kazakhstan.

The results of the survey were disseminated taking into account the current demographic statistics.

The survey of the population is carried out using the Questionnaire for a sample survey of employment of the population, which contains questions that characterize each member of the household. The questionnaire is structured according to the principle of a logical sequence of questions, on the basis of which the population is classified into employed or unemployed and persons not included in the labor force.

Concepts and definitions are given in accordance with the Law of the Social Code of the Republic of Kazakhstan dated April 20, 2023, as well as in accordance with the standards and methodological approaches of the International Labor Organization (ILO).

6. Useful links

[Methodology for determining the number of self-employed, the level of their average monthly income and the number of the unemployed population](#)

[Methodology for constructing a sample of households for a population employment survey](#)

[Methodology for the formation of working time indicators](#)

[Methodology for the formation of indicators reflecting labor migration based on the results of the nationwide statistical observation "Questionnaire for a sample survey of employment of the population"](#)

[Methodology for the formation of indicators of informal employment of the population](#)

[Key indicators of the labor market](#)

[Statistical indicators for Measuring Decent Work in the Republic of Kazakhstan](#)

Responsible for the release: Department of Labor Statistics and Living Standards	Director of the Department: N. Belonosova Tel. +7 7172 749022	Executor: G. Bekisheva Tel. +7 7172 74 9504	Address: 010000, Astana city Mangilik el avenue , 8 House of Ministries, Entrance 4
--	--	--	--