

# Tourism Satellite Account of the Republic of Kazakhstan

Date of publication: 30.04.2026

Date of next publication: 30.04.2027

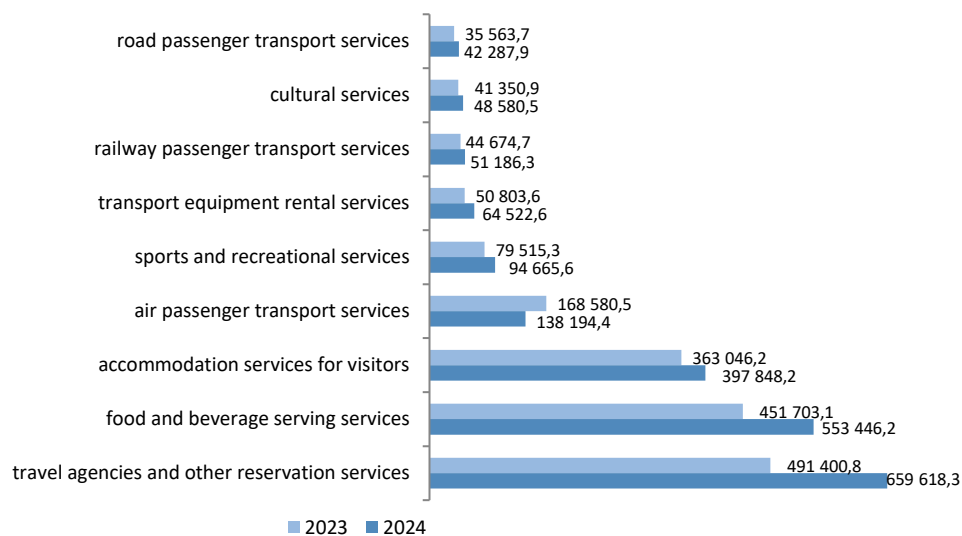
- [1. Key points](#)
- [2. Glossary](#)
- [3. Methodological notes](#)
- [4. Links to related publications](#)
- [5. Useful links](#)

## 1. Key points

Domestic tourism consumption in 2024 increased in nominal terms by 14.6% and amounted to 3162.8 billion tenge (2759.6 billion tenge in 2023), of which business travel accounted for 559 billion tenge. Domestic tourism spending increased from 2233.7 billion tenge in 2023 to 2603.8 billion tenge in 2024. Of these, expenses related to inbound tourism for 2024 amounted to 1324.9 billion tenge, expenses related to domestic tourism – 1278.9 billion tenge (in 2023, 1172.3 billion tenge and 1061.4 billion tenge respectively).

### Expenditures relating to domestic tourism

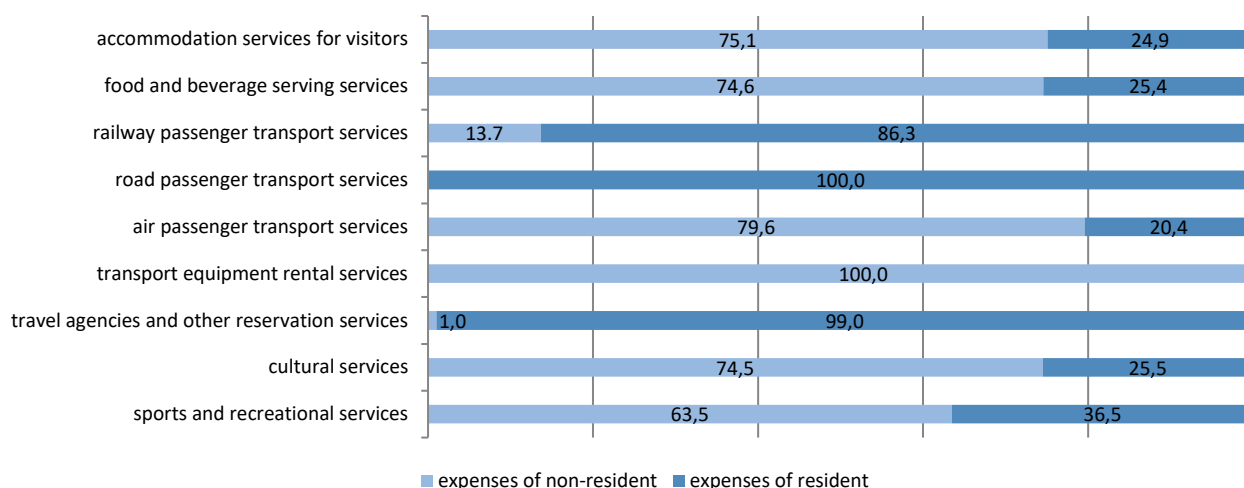
million tenge



The structure of tourism consumption within the country by category of visitors in 2024 is dominated by the expenses of non-resident visitors, whose share was 50.9% (the share of expenses of resident visitors was 49.1%, respectively). In 2023, the share of expenses of non-resident visitors in the structure of tourist consumption within the country was 52.5%, of resident visitors – 47.5%.

### The structure of consumption of tourism products by categories of visitors in 2024

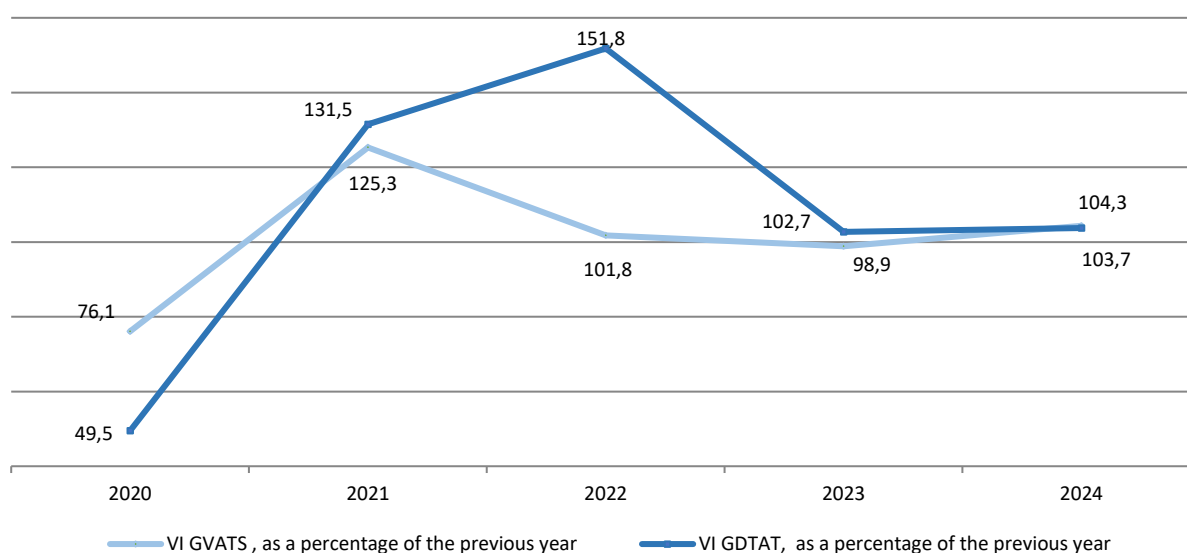
as a percentage of the total



Gross Value Added created in the tourism industries (GVATS) for 2024 amounted to 4060 billion tenge, the volume index (hereinafter - VI) GVATS compared to the previous year amounted to 104.3% (labor productivity index in the tourism industries, in % to the previous year amounted to 84,7%).

Tourism Direct Gross Value Added (GDTAT) for 2024 amounted to 1418.5 billion tenge, the VI GDTAT was at the level of 103.7%.

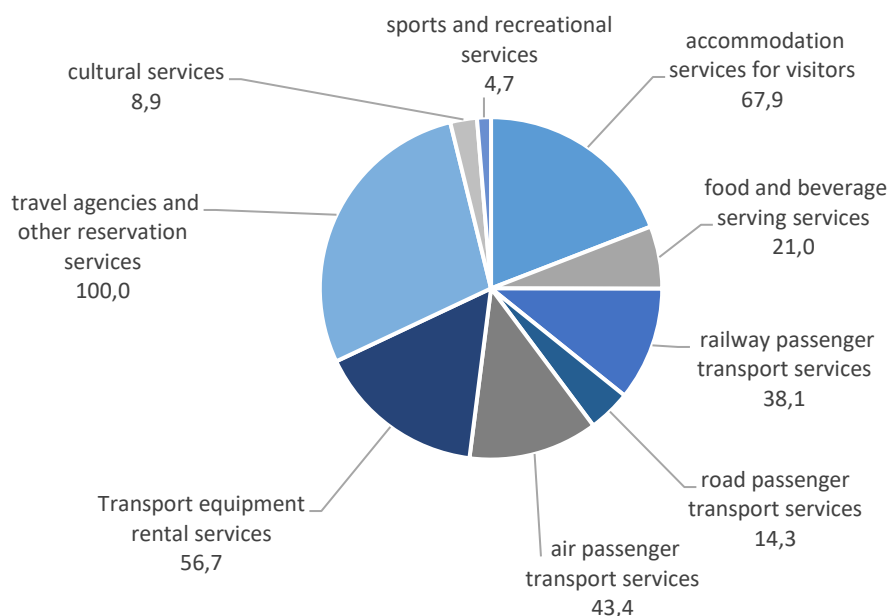
### Dynamics of VI GVATS and GDTAT



The share of tourism (by value) in the output (supply) of goods and services of domestic producers increased from 1955.8 billion tenge in 2023 to 2335.3 billion tenge in 2024.

### The share of tourism in the supply of goods and services in 2024

in percentages



#### Dynamic tables:

[Key indicators of tourism development in the Republic of Kazakhstan in 2003-2024](#)

#### Spreadsheets:

[Tourism Satellite Account](#)

## 2. Glossary

Gross value added - the value of the final product minus the value of intermediate consumption;

Gross Value Added created in the tourism industries (GVATS) - the sum of the gross value added created by all establishments operating in the tourism sector, regardless of whether all their products are intended for visitors and regardless of the degree of specialization of their production process;

Tourism Direct Gross Value Added (GDTAT) - part of the gross value added generated by tourism industries and other sectors of the economy directly related to visitor services in accordance with the dynamics of consumption related to tourism within the country;

Inbound tourism - travel within the Republic of Kazakhstan of persons who do not permanently reside on its territory;

Outbound tourism - travel of citizens of the Republic of Kazakhstan and persons permanently residing in the Republic of Kazakhstan to another country;

Domestic tourism - travel within the Republic of Kazakhstan of citizens of the Republic of Kazakhstan and persons permanently residing on its territory;

Tourism industry - a set of establishments whose main activity is the implementation of activities typical of tourism

Domestic tourism consumption - the consumption of a particular resident visitor within the economy in question;

Tourism share - the share of domestic tourism consumption within each individual supply element;

Inbound tourism consumption - the tourism consumption of a non-resident visitor within the economy in question;

Outbound tourism consumption - the tourism consumption of a resident visitor outside the economy in question;

Tourism - a journey of individuals lasting from twenty-four hours to one year or less than twenty-four hours, but with an overnight stay for purposes not related to paid activities in the country (place) of temporary residence;

Tourist - an individual visiting the country (place) of temporary residence for a period of twenty-four hours to one year and spending at least one night in it (in it) for recreational, educational, professional, business, sports, religious and other purposes without occupation paid activity;

Excursionist - an individual visiting tourist resources for educational purposes in the country (place) of temporary stay for no more than twenty-four hours

Tourist product - a set of tourist services sufficient to meet the needs of a tourist during a trip.

### **3. Methodological notes**

The Tourism Satellite Account (hereinafter referred to as TSA) is a system of statistical indicators in the form of ten tables, compiled on an annual basis.

When forming the TSA, classifications of tourist products and the tourism industry are used to harmonize the indicators of the tables.

The classification of tourism products includes consumer goods typical of tourism and other products related to tourism.

Tables 1, 2, 3 describe tourism consumption in value terms by type of tourism, by tourism product and by category of visitor. Table 1 deals with inbound tourism, table 2 with domestic tourism and table 3 with outbound tourism. The amount and structure of tourism expenses are determined separately for tourists and sightseers.

Table 4 estimates the main aggregate as domestic tourism consumption by summing inbound tourism expenditure (table 1) and domestic tourism expenditure (table 2) and all additional components, including expenditure by resident visitors making business trips.

Table 5 presents the production account in the tourism industries and other sectors of the economy of the Republic of Kazakhstan. The output of tourism industries is broken down by type of product and is valued at basic prices. Intermediate consumption is valued at purchasers' prices. The difference between the two values is called gross value added (hereinafter - GVA) in basic prices and is relevant to each tourism industry as a whole.

Table 6 compares domestic tourism consumption from table 4 with domestic supply at purchasers' prices. The total domestic supply is obtained by summing the domestic output of the tourism industries from table 5 and additional indicators: imports, net taxes minus subsidies on products produced and imported, trade and transport margins.

Table 7 reflects the quantitative assessment of employment in the tourism industries: the number of employed people, the number of hours worked, the number of employed people in the equivalent of full employment. Employment data are compiled on the basis of statistical forms of nationwide statistical observation, disaggregated by sex and employment status by type of economic activity.

Table 8 defines gross fixed capital formation (hereinafter referred to as GFCF) in the tourism industries and in other sectors of the economy. The source of data for estimating GFCF is statistical forms of national statistical observations on acquisitions (retirements) of fixed assets and investments in fixed assets.

Table 9 characterizes the collective consumption of tourism and reflects the cost of non-market services that are provided by governments at different levels for joint consumption by visitors. Table 9 uses data from administrative sources on tourism collective consumption expenditures by type of service and level of government.

Table 10 presents non-monetary indicators of the number of trips by type of tourism, categories of visitors and length of stay, and modes of transport used by non-resident visitors to enter the country. The sources of information are the results of national statistical surveys and the statistical business register.

#### **4. Links to related publications**

[Annual National Accounts of the Republic of Kazakhstan](#)

[Supply and use tables of the Republic of Kazakhstan](#)

[On a sample survey of inbound visitors](#)

[On the activities of placements in the Republic of Kazakhstan](#)

[On household spending on travel in the Republic of Kazakhstan](#)

#### **5. Useful links**

[Methodology for the formation of the Tourism Satellite Account and calculations of the main indicators of the tourism industry](#)

[Methodology for calculating the gross domestic product by the production method at current and constant prices](#)

[Methodology for compiling the tables "Resources-Usage"](#)

[Methodology for the formation of indicators of tourism statistics](#)

[Information and analytical system "Taldau"](#)

---

<b>Responsible for release:</b> Department of National Accounts	<b>Head of Department:</b> A. Nakipbekov Tel. +7 7172 74 9717	<b>Executor:</b> K. Begaidarova Tel: +7 7172 74 94 87 E-mail: k.begaidarova@aspire.gov.kz	<b>Address:</b> 010000, Astana Prospect Mangilik el, 8 House of Ministries, entrance 4
---	---	---	---

---

© Agency for Strategic planning and reforms of the Republic of Kazakhstan Bureau of National statistics