

## 1. Key points

[SME in the context of organizational and legal forms](#)

[SME by type of economic activity](#)

## 2. Contribution of SME to the national economy

## 3. Glossary

## 4. Methodological notes

## 5. Links to related publications

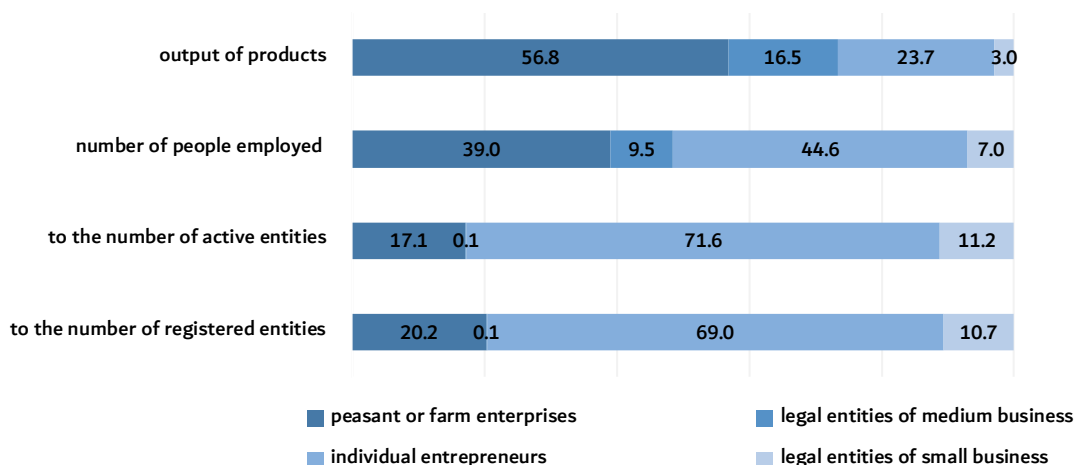
## 6. Useful links

## 1. Key points

The number of registered SME entities as of January 1, 2026 amounted to 2360,3 thousand units;  
SME entities as of January 1, 2026 amounted to 2175,6 thousand units;  
The number of people employed in SME as of January 1, 2026 amounted to 4527,4 thousand people;  
The output of products by SME entities in January-December 2025 amounted to 104766,3 billion tenge.

**The structure of the main performance indicators of SME entities for January-December of 2025**

in percentages



In the total number of operating SME entities, the share of individual entrepreneurs was 71,6%, legal entities of small business –17,1%, peasant or farm enterprises – 11,2%, legal entities of medium business – 0,1%.

## SME in the context of organizational and legal forms

In terms of organizational and legal forms, the largest number of registered entities are individual entrepreneurs – 1,6 million units, of which 1,6 million units are active.

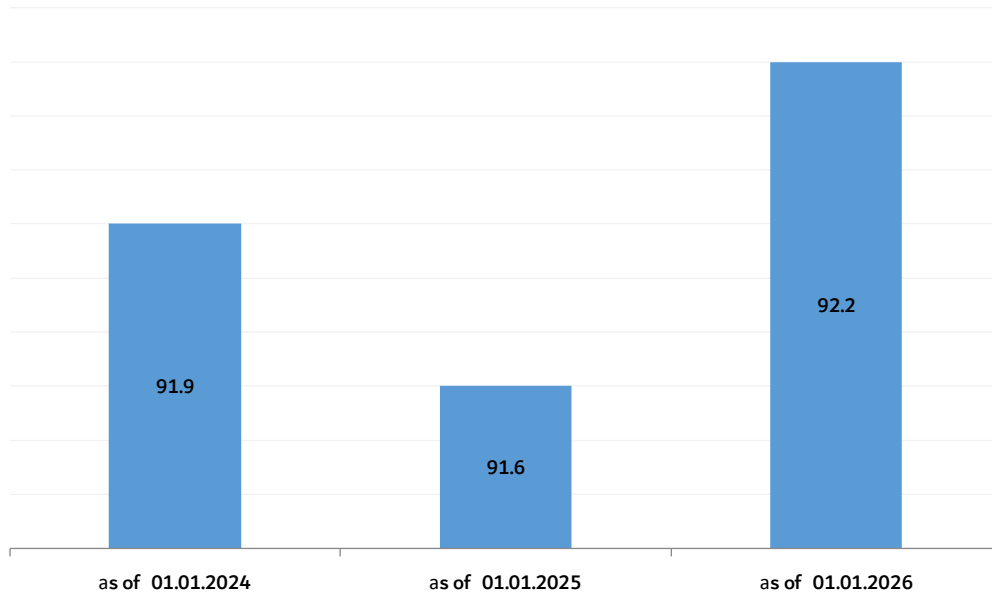
The largest number of employed falls on small enterprises – 1,8 million people and individual entrepreneurs – 2,0 million units.

The output of small enterprises amounted to 59,5 trillion. tenge, which is 56,8% of the total output of all SME entities.

	January 1, 2026	January 1, 2025
Registered small and medium enterprises, units	2 360 325	2 262 392
including:		
small enterprises	476 932	464 811
medium enterprises	3 153	3 207
individual entrepreneurs	1 628 605	1 523 035
peasant or farms enterprises	251 635	271 339
Operating small and medium enterprises, units	2 175 605	2 071 657
including:		
small enterprises	372 690	363 012
medium enterprises	3 085	3 135
individual entrepreneurs	1 556 909	1 444 485
peasant or farms enterprises	242 921	261 025
Number of people employed in small and medium enterprises, people	4 527 381	4 422 058
including:		
In small enterprises	1 765 954	1 769 658
In medium enterprises	428 225	404 309
at individual entrepreneurs	2 018 096	1 909 811
In peasant or farms enterprises	315 106	338 280
Output of products by small and medium enterprises, million tenge	104 766 311	81 920 046
including:		
small enterprises	59 523 111	53 011 738
medium enterprises	17 279 749	13 859 169
individual entrepreneurs	24 842 443	12 347 329
peasant or farms enterprises	3 121 008	2 701 810

### Share of active in the total number of registered SME entities

in percentages



The share of operating in the total number of registered SME entities amounted to 92,2%, which is 0,6 p.p. above the level of the previous year. The largest share in the regional context prevails in Turkistan (98,3%) Kyzylorda (96,4%) and Zhetysu (95,4%) regions. The smallest share was recorded in Astana (88,6%) city.

### Main performance indicators of SME entities

	On January 1, 2026	On January 1, 2025
--	--------------------	--------------------

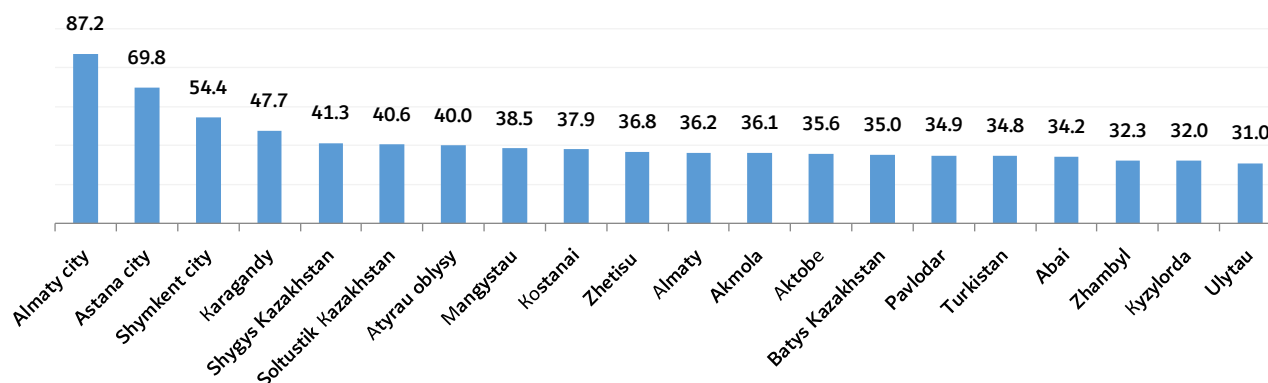
	to the number of registered SME entities, units init	to the number of active SME entities, units init	to the number of registered SME entities, units init	to the number of active SME entities, units init
<b>Republic of Kazakhstan</b>	2 360 325	2 175 605	2 262 392	2 071 657
Abay	58 673	55 160	58 511	54 157
Akmola	66 924	62 657	64 177	59 196
Aktobe	92 866	86 781	92 420	85 725
Almaty	165 586	152 640	151 138	142 846
Atyrau	69 146	64 702	68 324	63 180
Batys Kazakhstan	63 277	59 404	62 417	58 073
Zhambyl	117 054	108 557	117 439	103 880
Zhetisu	65 731	62 675	64 376	60 419
Karagandy	112 114	102 712	110 920	101 596
Kostanay	72 435	68 749	69 884	65 909
Kyzylorda	68 152	65 698	68 336	65 258
Mangystau	83 751	78 741	83 307	76 571
Pavlodar	64 093	57 193	62 450	56 412
Soltustik Kazakhstan	38 978	35 623	38 577	35 437
Turkistan	218 681	214 958	216 185	208 732
Ulytau	19 137	17 948	19 422	18 327
Shygys Kazakhstan	68 429	62 523	69 738	62 757
Astana city	308 564	273 330	279 854	248 284
Almatycity	455 191	403 597	417 039	367 784
Shymkent city	151 543	141 957	147 878	137 114

Continuation

	on January 1, 2026	for January-December 2025	on January 1, 2025	for January- December 2024
	number of people employed in SME, people	in the output of products by SME entities, million tons	number of people employed in SME, people	in the output of products by SME entities, million tons
<b>Republic of Kazakhstan</b>	4 527 381	104 766 311	4 422 058	81 920 046
Abay	106 086	1 553 657	106 368	1 072 366
Akmola	151 463	2 787 635	148 484	1 999 494
Aktobe	173 225	3 151 038	176 127	2 288 578
Almaty	281 118	5 557 421	263 566	4 140 793
Atyrau	147 919	5 167 519	155 321	5 389 009
Batys Kazakhstan	124 520	2 945 428	133 881	2 762 062
Zhambyl	168 957	2 096 920	166 295	1 522 580
Zhetisu	110 086	1 503 267	108 357	1 283 542
Karagandy	246 447	4 902 267	244 632	3 538 250
Kostanay	171 992	3 222 226	163 328	2 360 766
Kyzylorda	113 101	1 576 530	121 264	1 058 821
Mangystau	151 273	2 593 140	151 020	2 186 402
Pavlodar	141 679	2 406 857	144 582	1 912 693
Soltustik Kazakhstan	105 975	1 874 182	108 677	1 316 381
Turkistan	300 373	3 960 029	295 209	2 491 034
Ulytau	30 556	415 948	31 287	310 287
Shygys Kazakhstan	159 382	2 778 260	158 741	2 091 713
Astana city	558 547	20 971 367	528 217	15 834 563
Almatycity	1 025 680	30 618 483	972 080	24 878 670
Shymkent city	259 002	4 684 137	244 622	3 482 042

**Dynamic tables:**[Number of registered SME entities by region](#)[Number of active SME entities by region](#)[Number of people employed in SME by regions](#)[Output of products by SME by region](#)**Share of employed in SME in the economically active population  
for January-December of 2025**

in percentages



SMEs account for 46,6% of the total economically active population of the country. The largest share in the regional context prevails in Almaty and Astana. The smallest share was recorded in the Ulytau region.

### SME by type of economic activity

The number of registered SME entities as of January 1, 2026 amounted to 2360,3 thousand units and increased by 4,3% compared to the corresponding date in 2025–2262,4 thousand units.

The number of operating SME entities as of January 1, 2026 amounted to 2175,6 thousand units and increased by 5,0% compared to the same period in 2025–2071,7 thousand units.

The number of people employed in SME as of January 1, 2026 amounted to 4527,4 thousand people, which is 0,3% more.

The output of products by SME entities for January-December 2025 amounted to 104766,3 billion tenge and increased by 12,3% compared to the corresponding 2024 (based on the CPI).

### **Main performance indicators of SME entities by type of economic activity**

	Number of registered SME entities, units		Number of active SME entities, units		Number of people employed in SME, pers.		Output of products by SME entities, million tenge	
	as of January 1, 2026	as of January 1, 2025	as of January 1, 2026	as of January 1, 2025	as of January 1, 2026	as of January 1, 2025	for January-December 2025	for January-December 2024
<b>Total</b>	2 360 325	2 262 392	2 175 605	2 071 657	4 527 381	4 422 058	104 766 311	81 920 046
Agriculture, forestry and fisheries	284 429	308 462	272 323	292 061	439 838	465 054	6 467 035	4 759 665
Industry	129 714	131 973	118 284	120 254	473 356	460 678	18 172 978	13 716 432
Mining industry and quarrying	6 522	6 144	5 676	5 200	51 887	43 617	3 880 473	3 783 970
Processing industry	116 188	119 083	106 444	109 187	382 651	378 242	13 161 617	8 827 749
Supply of electricity, gas, steam, hot water and air conditioning	2 357	2 335	2 049	2 017	14 509	16 463	783 240	805 207
Water supply; collection, treatment and disposal of waste, activities for the elimination of pollution	4 647	4 411	4 115	3 850	24 309	22 356	347 648	299 506
Construction	140 122	127 545	120 145	106 576	338 240	352 347	16 602 333	13 492 994
Wholesale and retail trade; car and motorcycle repair	824 951	806 397	752 827	735 032	1 379 038	1 332 715	28 282 064	22 218 773
Transport and warehousing	198 699	136 377	190 714	127 187	330 745	261 997	7 284 274	5 704 917
Provision of accommodation and food services	64 907	56 066	60 451	51 090	178 651	160 790	2 645 838	1 894 524
Information and communication	39 132	36 288	34 853	32 295	100 883	97 391	3 343 779	3 010 520
Financial and insurance activities	7 128	7 104	5 096	4 960	21 653	25 131	1 497 409	1 047 581
Operations with real estate	120 730	111 973	115 659	106 606	211 552	206 852	3 817 052	3 274 824
Professional, scientific and technical activities	67 700	64 613	59 588	56 472	161 327	156 192	4 514 127	3 602 279
Activities in the field of administrative and support services	71 303	65 179	65 142	59 356	202 826	209 553	2 841 138	2 915 438
Education	52 546	48 621	49 240	45 548	166 459	171 196	1 417 301	1 035 710
Public health and social services	21 699	20 629	20 280	19 234	94 266	91 169	1 281 489	1 025 746
Arts, entertainment and recreation	22 691	20 476	20 645	18 531	45 089	40 762	1 747 794	1 367 973
Provision of other types of services	314 574	320 689	290 358	296 455	383 458	390 231	4 851 700	2 852 670

### **Dynamic tables:**

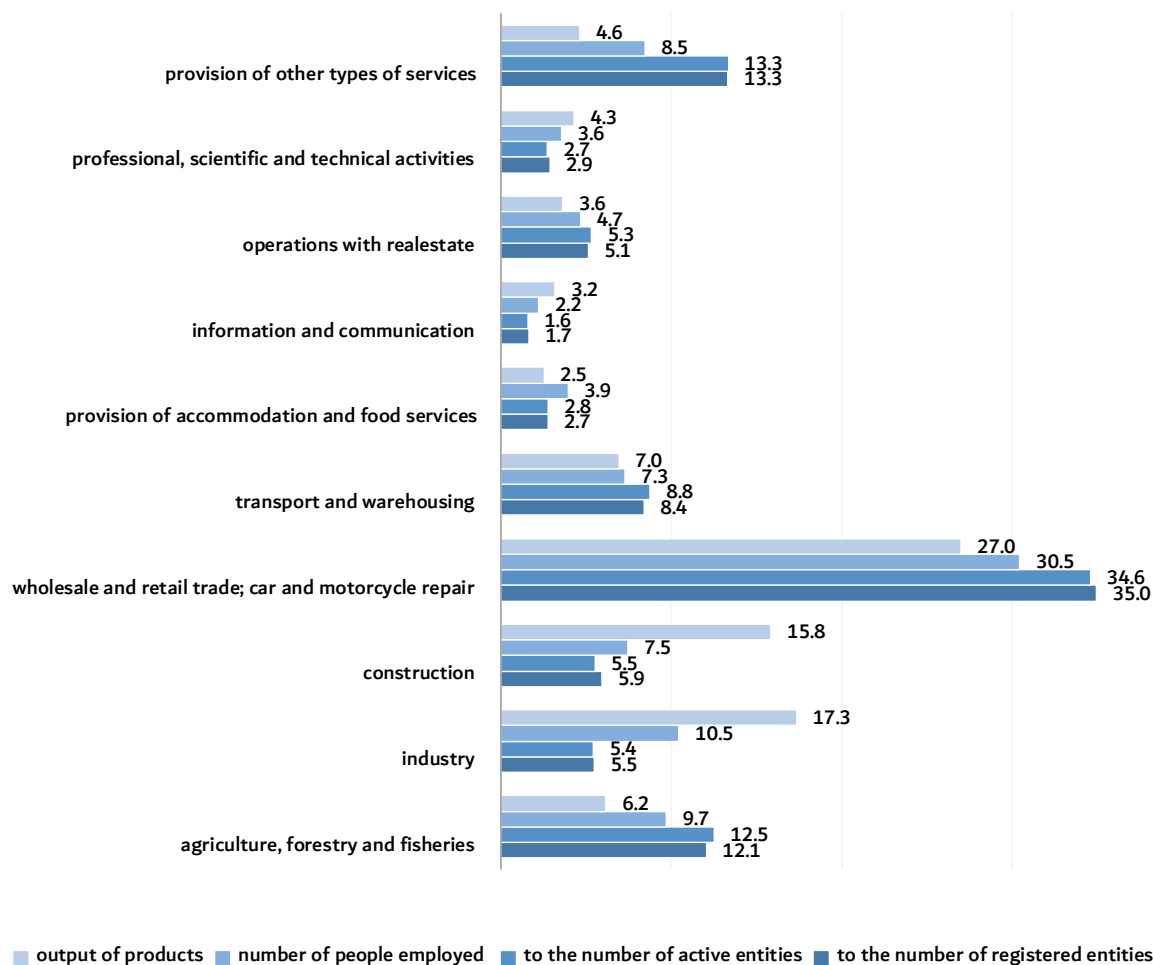
[Number of registered SME entities by FEA](#)

[Number of active SME by FEA](#)

[Number of people employed in SME by FEA](#)

[Output of products by SME by FEA](#)

**The structure of the main performance indicators of SME entities in the context of FEA  
for January-December of 2025**



The largest share of the number of entities, the number of employees and output prevails in the industry “Wholesale and retail trade; repair of cars and motorcycles»

## 2. Contribution of SME to the national economy

According to official statistics, the share of SMEs in GDP in January-December 2025 in the republic amounted to 40,9% and increased by 2,0 percentage points compared to 2024.

### Share of SME in GDP (GRP)

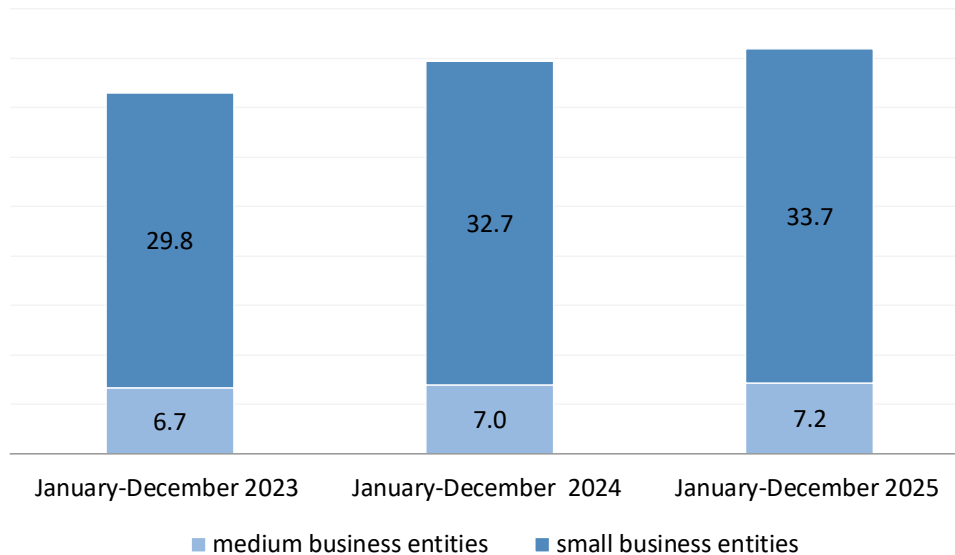
	for January-December 2025		for 2024	
	GVA SME, million tenge	share in GDP (GRP), in percentages	GVA SME, million tenge	share in GDP (GRP), in percentages
<b>Republic of Kazakhstan</b>	65 240 840,7	40,9	53 173 197,4	38,9
Abay	779 699,4	19,8	599 246,1	18,4
Akmola	1 727 493,4	32,4	1 259 818,1	30,0
Aktobe	1 617 931,1	28,5	1 351 010,8	27,2
Almaty	3 219 722,1	47,5	2 796 011,7	46,3
Atyrau	3 622 649,4	21,9	3 527 738,8	23,5
Batys Kazakhstan	1 814 939,9	36,1	1 535 506,6	32,5
Zhambyl	950 117,0	29,1	898 001,0	28,5
Zhetisu	849 772,4	34,7	766 863,2	34,4
Karagandy	2 555 959,6	23,2	1 977 728,5	21,8
Kostanay	1 828 784,4	30,9	1 451 894,4	29,2
Kyzylorda	759 740,7	24,7	696 662,6	22,7
Mangystau	1 843 909,8	32,8	1 620 427,1	32,4

Pavlodar	1 418 478,6	23,5	1 120 467,2	21,8
Soltustik Kazakhstan	1 008 866,3	32,7	765 464,6	29,2
Turkistan	1 588 783,9	31,5	1 412 549,0	30,2
Ulytau	230 989,2	7,8	163 904,8	6,6
Shygys Kazakhstan	1 538 351,9	25,9	1 229 695,2	24,4
Astana city	12 444 024,3	65,9	9 034 663,7	60,0
Almaty city	22 276 652,5	59,8	18 549 795,3	59,3
Shymkent city	3 163 974,7	56,0	2 415 748,7	51,0

### Dynamic tables:

#### [The gross value added of SMEs](#)

#### Share of SME in GDP by small and medium enterprises



In the context of the categories of entities, 33,7% is the share of small business and 7,2% is the share of medium business.

### 3 . Glossary

Individual entrepreneurship - an independent, initiative activity of citizens of the Republic of Kazakhstan, kandas, aimed at obtaining net income, based on the property of individuals themselves and carried out on behalf of individuals, at their risk and under their property responsibility.

A peasant or farm enterprise - a labor association of people in which the implementation of individual entrepreneurship is inextricably linked with the use of agricultural land for the production of agricultural products, as well as the processing and marketing of these products.

Type of economic activity - an activity in which equipment, labor, production processes, information networks and products are combined, which leads to the creation of homogeneous products (goods, services). The type of economic activity is characterized by costs, the production process and the products produced. Each registered small business entity is assigned the type of economic activity that provides the greatest increase in value added, i.e. is basic.

Output - the cost of all manufactured products and services rendered at producer prices.

### 4 . Methodological notes

Small and medium enterprises include legal entities, individual entrepreneurs and peasant or farm enterprises, whose activities are regulated by the Entrepreneurial Code of the Republic of Kazakhstan.

Small business entities include individual entrepreneurs without forming a legal entity and legal entities engaged in entrepreneurship, with an average annual number of employees of not more than one hundred people and an average annual income of not more than three hundred thousand times the monthly calculation index established by the law on the republican budget and effective as of January 1 of the corresponding financial year.

Medium enterprises include individual entrepreneurs and legal entities engaged in entrepreneurship, not related to small and large enterprises.

## 5 . Links to related publications

[Small and medium enterprises in the Republic of Kazakhstan \(spreadsheets\)](#)

## 6 . Useful links

[Methodology for calculating the indicators of small and medium enterprises](#)

[Small and medium business, Information and analytical system "Taldau"](#)

---

<b>Responsible for release:</b> Department of National Accounts	<b>Director of the Department:</b> A. Nakipbekov Tel. +7 7172 749717	<b>Executor:</b> S.Zhunusova, N.Kozhanov Tel. +7 7172 749330, +7 7172 749814 E-mail: sa.zhunusova@aspire.gov.kz n.kozhanov@aspire.gov.kz	<b>Address:</b> 010000, Astana city Mangilik el avenue, 8 House of Ministries, Entrance 4
--	--	--	--

---