

Structural statistics

Date of publication: 20.03.2026

Date of next publication: 18.06.2026

1. Key points

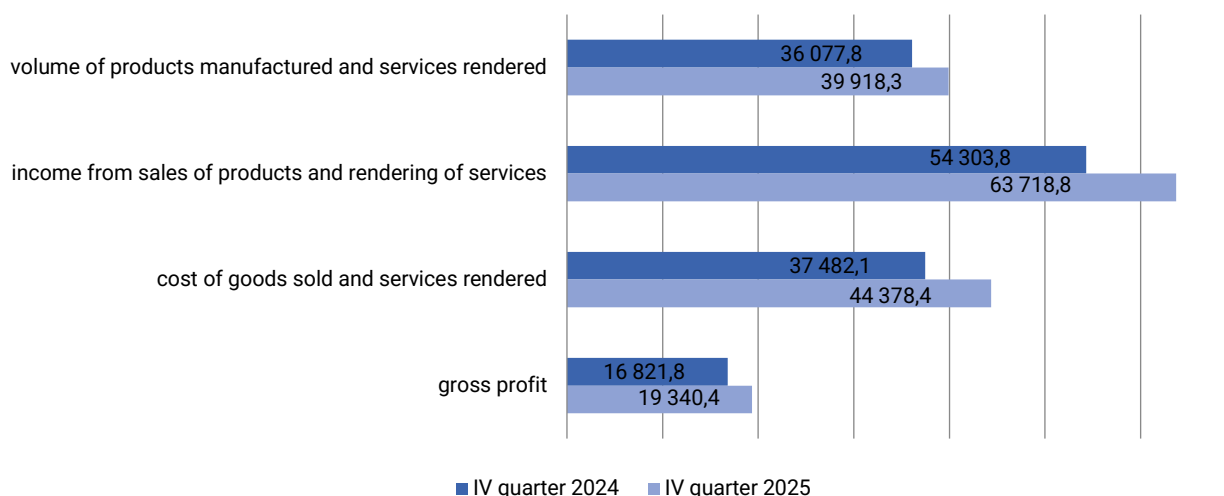
2. Useful links

1. Key points

The volume of manufactured products, work performed and services rendered to large, medium and small enterprises engaged in entrepreneurial activities In the IV quarter of 2025 amounted to 39918,3 billion tenge.

Key indicators of financial and economic activity of enterprises

billion tenge



Financial and economic activities of large and medium-sized enterprises

The number of large and medium-sized enterprises with more than 100 employees in the IV quarter of 2025 amounted to 4138 units, of which 2598 enterprises are medium-sized. Based on the results of the survey, the balanced financial result of economic entities was determined as a profit in the amount of 5673,4 billion tenge, the level of profitability (loss) of production was 17,9%.

Production costs of which 57,2% - material costs, the share of labor costs and depreciation, respectively, 11,9% and 12,9%.

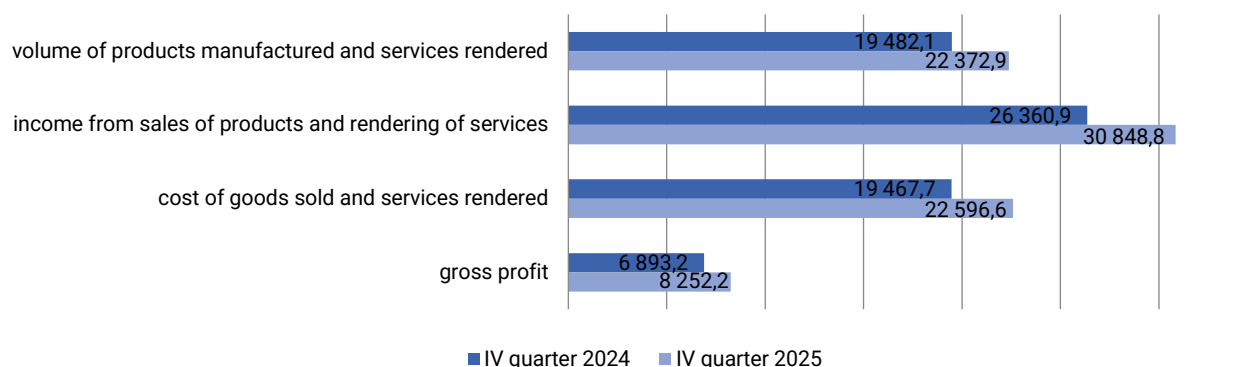
In the IV quarter of 2025 the debt on obligations amounted to 89769,2 billion tenge, of which the overdue debt was at the level of 0,4%.

In the IV quarter of 2025, accounts receivable amounted to 22346,5 billion tenge, of which overdue debt was 2,5%.

The value of the assets of enterprises amounted to 176060,9 billion tenge. The main share was occupied by long-term assets –63,1%.

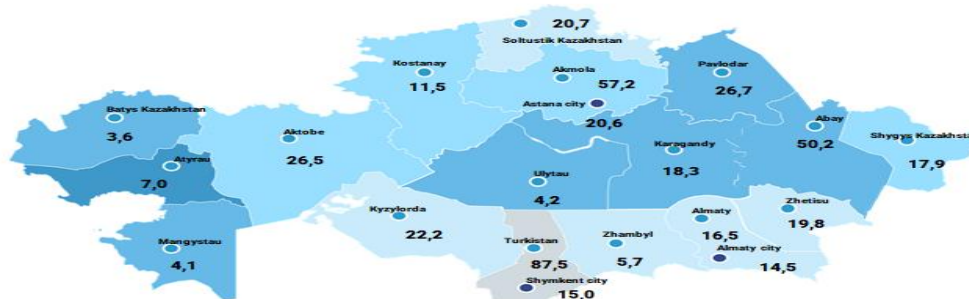
Key indicators of financial and economic activity of large and medium enterprises

billion tenge



Profitability of large and medium enterprises

in percentages



Key indicators of financial and economic activity of large and medium enterprises

billion tenge

	IV quarter 2023	IV quarter 2024	IV quarter 2025
Total number of enterprises, units			
of which average, units	4 002	4 049	4 138
Volume of products manufactured and services rendered	2 469	2 521	2 598
of which medium	16 421,0	19 482,1	22 372,9
Income from sales of products and rendering of services*	3 437,6	4 159,4	4 854,1
of which medium	22 992,8	26 360,9	30 848,8
Cost of goods sold and services rendered	5 379,4	6 882,4	7 903,2
of which medium	16 273,9	19 467,7	22 596,6
Gross profit	3 756,3	4 974,4	5 910,5
	6 718,9	6 893,2	8 252,2

*Income from the sale of products and the provision of services does not include the amount of the enterprises income received from the sale of goods and services, including goods purchased for resale in the main and secondary activities. Income from the sale of products and services does not include value added tax, excise, as well as the cost of returned goods, discounts on sales and discounts on price presented to the buyer.

Financial and economic activities of small enterprises

According to the results of the survey of small enterprises for IV quarter of 2025, the net financial result of economic entities was determined as a profit in the amount of 4796,6 billion tenge.

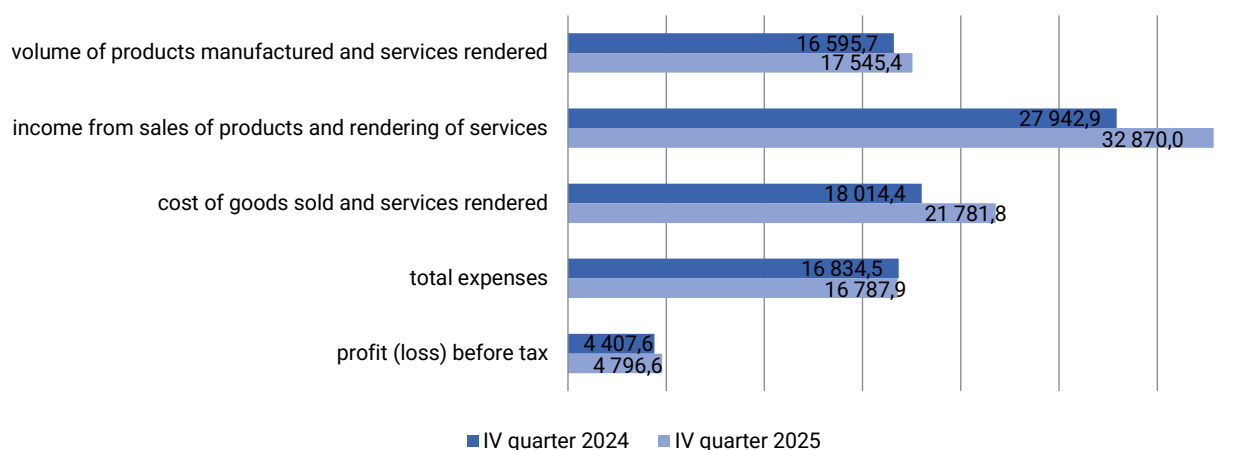
The volume of expenses of small enterprises amounted to 16787,9 billion tenge, of which 28,1%, material costs, the share of labor costs and depreciation, respectively, 11,5% and 4,5 %.

For IV quarter of 2025 the payroll of employees of small enterprises in the republic amounted to 1668,8 thousand people, the average monthly salary of one employees was 417906 tenge.

For the IV quarter of 2025, income from the sale of products and the provision of services amounted to 32870,0 billion tenge.

Main indicators of small enterprises

billion tenge



Main performance indicators of small enterprises

billion tenge

	IV quarter 2023	IV quarter 2024	IV quarter 2025
Number of small enterprises, units	343 177	343 503	350 779
The number of employees of small enterprises on average per quarter, people	1 673 002	1 670 729	1 668 841
Average monthly wage per employee, tenge	315 950	387 628	417 906
The volume of products manufactured, work performed and services rendered, billion tenge	14 900,1	16 595,7	17 545,4
Income from sales of products and services	25 327,9	27 942,9	32 870,0
Cost of goods sold and services rendered	16 831,1	18 014,4	21 781,8
Grossprofit	8 496,8	9 928,6	11 088,2

2. Useful links

[Structural statistics, Information and analytical system "Taldau".](#)

[Statistical form "Report on the financial and economic activities of the enterprise" \(index - 1-PF, frequency - quarter\)](#)

[Statistical form "Report on the activities of a small enterprise" \(index - 2-MP, frequency - quarter\)](#)

Release Responsible: Department of National Accounts	Director of the Department: A. Nakipbekov Tel. +7 7172 74717	Artist: G.Omarova, A.Smadyarova Tel. +7 7172 749521,749306 E-mail: gul.omarova@aspire.gov.kz E-mail: Smadyarova@aspire.gov.kz	Address: 010000, Astana city avenue , 8 House of Ministries, entrance 4
--	---	--	--