

On the execution of construction works and commissioning of facilities in January 2026

Date of publication: 17.02.2026

Date of next publication: 18.03.2026

1. Key points
2. Volumes of completed construction works
3. Commissioning of residential buildings
4. Glossary
5. Methodological explanations
6. Links to related publications
7. Useful links

1. Key points

In January 2026, the volume of construction work increased by 14,4% and amounted to 172 billion tenge.

Of the total volume of construction works in the republic, private construction organizations 77,5%, foreign – 20,4% and state – 2,1% were performed.

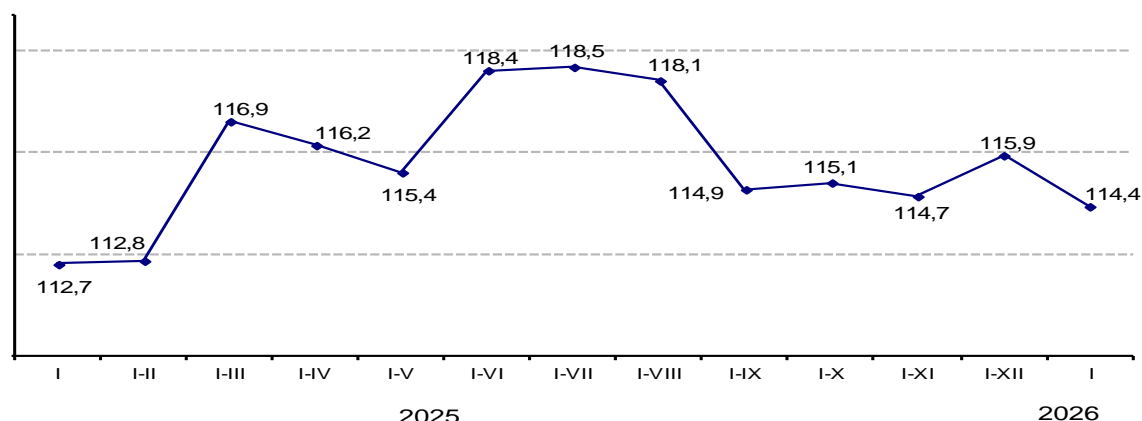
2. Volume of completed construction works

The increase in the volume of construction work in January 2026 compared to January 2025 is associated with construction residential buildings (by 2,2 once) and repair of structures (by 57,8%).

By types of construction work (services) performed in January 2026, the largest share is occupied by construction of roads, railways and subway (30,1%), non-residential buildings (19,2% in the total volume) and residential buildings (11,4%).

Indices of the physical volume of construction work

as a percentage of the corresponding period of the previous year



Dynamic tables:

[The volume of completed construction works \(services\) by months](#)

In the regional context, an increase in the volume of construction work was observed in eighteen regions of the republic. Significant growth was noted regions of Karagandy (by 39,4%), Turkistan (by 36,7%), Soltustik Kazakhstan (by 35,1%), Aktobe (by 23,4%), Zhetisu (by 21,4%), Batys Kazakhstan (by 19,1%) and Kyzylorda regions (by 11,3%), cities Astana (by 30,8%) and Almaty (by 18,3%).

The volume of completed construction works (services)

	Total, thousand tenge	January 2026 as a percentage to		As a percentage of the republican volume
		December 2025	January 2025	
Republic of Kazakhstan	171 955 422	6,4	114,4	100,0
Abay	1 647 835	1,8	94,5	1,0
Akmola	6 049 628	5,2	102,9	3,5
Aktobe	8 437 178	7,6	123,4	4,9
Almaty	9 774 843	6,4	103,2	5,7

Atyrau	19 978 973	12,4	101,5	11,6
Batys Kazakhstan	6 790 392	7,3	119,1	4,0
Zhambyl	7 467 057	7,5	104,2	4,3
Zhetisu	1 764 843	1,2	121,4	1,0
Karagandy	9 535 123	7,0	139,4	5,6
Kostanay	5 407 437	6,0	101,7	3,2
Kyzylorda	6 243 267	8,6	111,3	3,6
Mangystau	9 277 741	6,7	102,1	5,4
Pavlodar	4 373 248	4,3	104,3	2,5
Soltustik Kazakhstan	2 036 590	2,8	135,1	1,2
Turkistan	3 839 991	2,4	136,7	2,2
Ulytau	2 761 412	4,0	97,4	1,6
Shygyz Kazakhstan	8 658 814	10,4	103,0	5,0
Astana city	40 288 414	10,5	130,8	23,4
Almaty city	10 983 640	3,9	118,3	6,4
Shymkent city	6 638 996	5,0	108,0	3,9

Spreadsheets:

[Key indicators of enterprises and organizations engaged in construction activities, including by types of facilities and types of work](#)

[The volume of completed construction works \(services\) by the dimension of enterprises](#)

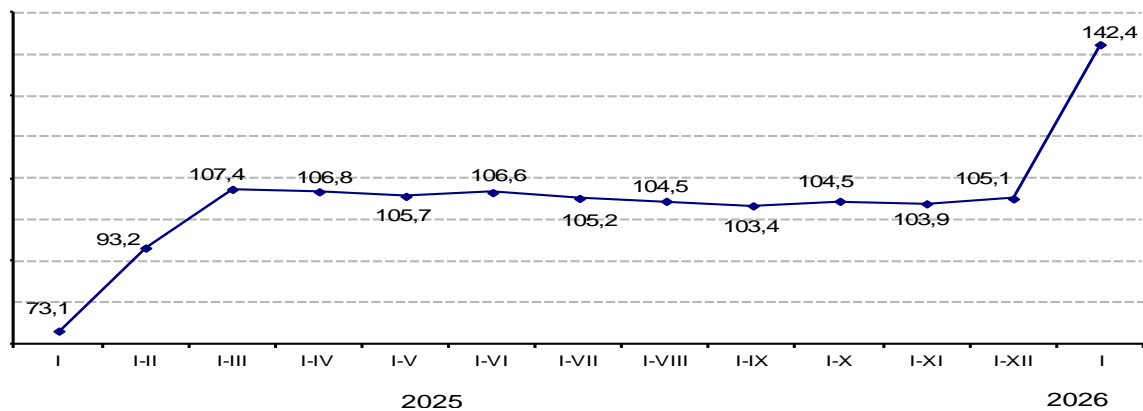
[The volume of completed construction works \(services\) by technological structure](#)

3. Residential building Commissioning

In January 2026, the total area of new facilities put into operation amounted to 1291,8 thousand square meters.

Indices of the physical volume of commissioned housing

as a percentage of the corresponding period of the previous year



Dynamic table:

[Commissioning of residential buildings](#)

The total area of housing commissioned increased by 42,4% compared to January 2025 and amounted to 1091 thousand sq.m., of this total 727,6 thousand sq.m. - multi-apartment and 359,8 thousand sq.m. - individual houses. Most of the housing – 1079,1 thousand sq.m. or 98,9% was put into operation by private developers, of which the population is 377,9 thousand square meters.

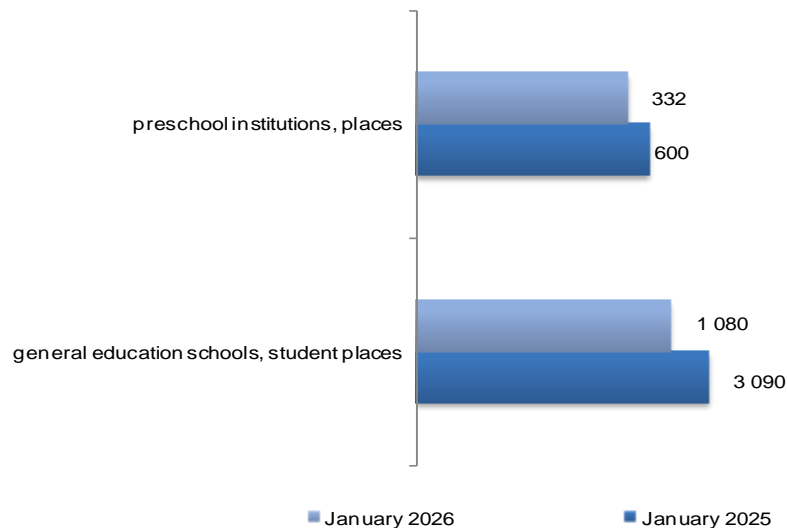
Total area of commissioned residential buildings

	Residential buildings commissioned		Including developers				
	sq. meters of total area	as a percentage by January 2025	state property	private property	of them		foreign property
					population	as a percentage by January 2025	
Republic of Kazakhstan	1 091 032	142,4	11 972	1 079 060	377 866	102,8	-
Abay	3 755	41,5	-	3 755	3 755	230,1	-
Akmola	18 443	118,5	-	18 443	18 443	119,4	-
Aktobe	38 075	119,1	-	38 075	11 341	35,5	-
Almaty	56 679	111,4	-	56 679	55 462	154,5	-
Atyrau	33 872	123,0	-	33 872	33 872	129,0	-

Batys Kazakhstan	30 648	118,3	1 476	29 172	27 559	163,3	-
Zhambyl	45 283	109,3	x	34 787	17 693	56,2	-
Zhetisu	13 130	148,6	-	13 130	13 130	148,6	-
Karagandy	21 689	102,2	-	21 689	6 778	128,8	-
Kostanay	26 274	110,2	-	26 274	13 007	103,5	-
Kyzylorda	83 601	110,8	-	83 601	41 603	85,8	-
Mangystau	16 676	136,9	-	16 676	16 676	136,9	-
Pavlodar	5 580	81,2	-	5 580	3 479	97,6	-
Soltustik Kazakhstan	3 177	123,0	-	3 177	2 843	125,7	-
Turkistan	47 008	139,2	-	47 008	47 008	139,2	-
Ulytau	296	8,3	-	296	296	182,7	-
Shygys Kazakhstan	4 690	101,4	-	4 690	4 690	101,4	-
Astana city	340 214	357,0	-	340 214	11 351	241,0	-
Almaty city	231 376	102,3	-	231 376	27 199	47,2	-
Shymkent city	70 566	142,8	-	70 566	21 681	156,8	-

In the field of education and healthcare in January 2026 3 general education schools for 1080 student places and 2 preschool institutions for 332 places.

Commissioning of social and cultural facilities



Spreadsheets:

[Main characteristics of commissioned facilities](#)

[The actual cost of construction of commissioned facilities](#)

[Commissioning of residential buildings \(total and usable area of commissioned residential buildings\)](#)

[Commissioning of individual and multi-apartment residential buildings](#)

[Average actual construction costs for 1 sq. meters of the total area of residential buildings](#)

[Commissioning of the total area of housing per 1000 people](#)

[Commissioning of educational and healthcare facilities](#)

4. Glossary

Construction and installation works - construction work on the construction of buildings and structures, expansion, reconstruction and technical re-equipment; work on the installation of power, technological and other equipment.

Construction object - a separate building or structure with all related equipment. Inventory, tools, galleries, flyovers, internal engineering networks and communications, for the construction (reconstruction. expansion) of which an independent object estimate is compiled.

5. Methodological explanations

Construction organizations include all general construction and specialized organizations, including repair and construction organizations. The main activity of construction organizations is to perform work under contracts with customers related to the type of economic activity "Construction" in accordance with the state "General Classifier of types of Economic Activities (GCTEA).

The volume of construction work includes the cost of construction work performed by enterprises engaged in construction activities under concluded construction contracts, which includes construction of new facilities, major and current repairs. Reconstruction, modernization of residential and non-residential buildings, engineering structures.

The index of the physical volume of construction works (services) is determined by the ratio of the volumes of completed construction works of the analyzed period to the previous period in actual prices, taking into account the deflator (price index).

The total area of a residential building (residential building) is calculated as the sum of the total areas of all dwellings and the areas of all non-residential premises, as well as the areas of parts of a residential building that are common property.

More detailed methodological explanations are available at the following links:

[Methodology for the formation of construction statistics indicators](#)

[Methodology for determining the gross output for the industry "Construction"](#)

6. Links to related publications

[Statistical compilation "Investment and construction activities in the Republic of Kazakhstan"](#)

7. Useful links

[Statistical form "Report on completed construction works \(services\)" \(index 1-KS monthly\);](#)

[Statistical form "Report on the commissioning of facilities" \(index 2-KS. monthly\);](#)

[Statistical form "Report on the commissioning of facilities by individual developers" \(index 1-IS. monthly\);](#)

[Information-analytical system "Taldau"/Construction and investments](#)

[Quality Report](#)

Responsible for the release: Department of Production and Environment Statistics	Director of the Department: A.Issabekova Tel. +7 7172 749778	Executor: O.Edel Tel. +7 7172 749313 E-mail: O.Edel@aspire.gov.kz	Address: 010000, Astana city Mangilik el avenue, 8 House of Ministries, Entrance 4
---	---	---	--