

1. Key points

[SME in the context of organizational and legal forms](#)

[SME by type of economic activity](#)

2. Contribution of SME to the national economy

3. Glossary

4. Methodological notes

5. Links to related publications

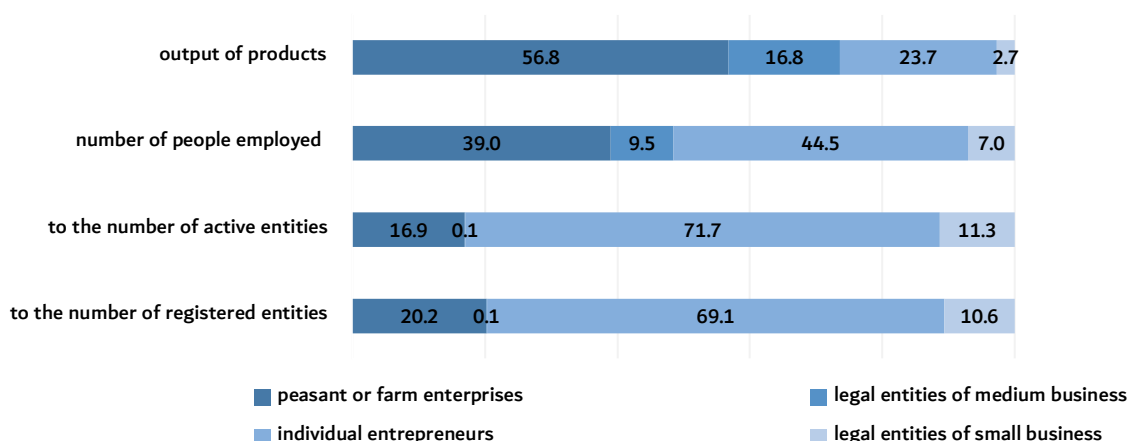
6. Useful links

1. Key points

The number of registered SME entities as of October 1, 2025 amounted to 2377,5 thousand units;
SME entities as of October 1, 2025 amounted to 2176,4 thousand units;
The number of people employed in SME as of October 1, 2025 amounted to 4522,4 thousand people;
The output of products by SME entities in January-September 2025 amounted to 73180,1 billion tenge.

The structure of the main performance indicators of SME entities for January-September of 2025

in percentages



In the total number of operating SME entities, the share of individual entrepreneurs was 71,7%, legal entities of small business –16,9%, peasant or farm enterprises – 11,3%, legal entities of medium business – 0,1%.

SME in the context of organizational and legal forms

In terms of organizational and legal forms, the largest number of registered entities are individual entrepreneurs – 1,6 million units, of which 1,5 million units are active.

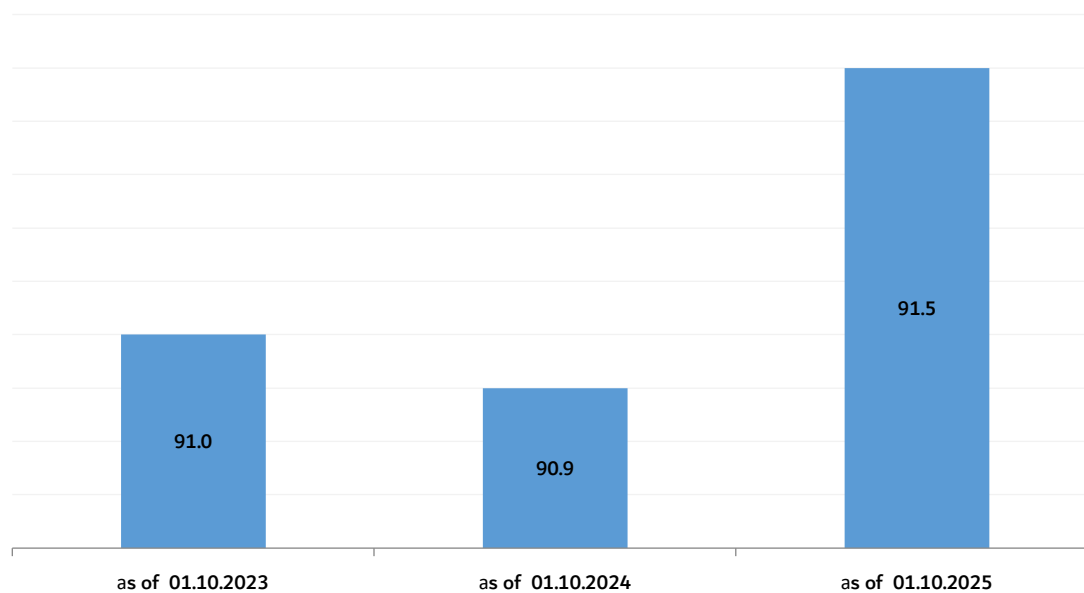
The largest number of employed falls on small enterprises – 1,8 million people and individual entrepreneurs – 2,0 million units.

The output of small enterprises amounted to 41,6 trillion. tenge, which is 56,8% of the total output of all SME entities.

	October 1, 2025	October 1, 2024
Registered small and medium enterprises, units	2 377 466	2 257 629
including:		
small enterprises	479 306	468 092
medium enterprises	3 012	3 018
individual entrepreneurs	1 641 959	1 512 945
peasant or farms enterprises	253 189	273 574
Operating small and medium enterprises, units	2 176 392	2 051 458
including:		
small enterprises	368 249	358 526
medium enterprises	2 940	2 924
individual entrepreneurs	1 559 580	1 426 324
peasant or farms enterprises	245 623	263 684
Number of people employed in small and medium enterprises, people	4 522 420	4 373 010
including:		
In small enterprises	1 761 594	1 725 001
In medium enterprises	429 407	411 890
at individual entrepreneurs	2 012 877	1 895 100
In peasant or farms enterprises	318 542	341 019
Output of products by small and medium enterprises, million tenge	73 180 136	57 188 186
including:		
small enterprises	41 588 761	36 127 997
medium enterprises	12 258 612	9 565 309
individual entrepreneurs	17 349 794	9 770 656
peasant or farms enterprises	1 982 969	1 724 224

Share of active in the total number of registered SME entities

in percentages



The share of operating in the total number of registered SME entities amounted to 91,5%, which is 0,6 p.p. above the level of the previous year. The largest share in the regional context prevails in Turkistan (98,0%) Kyzylorda (96,2%) and Kostanay (94,8%) regions. The smallest share was recorded in Astana (87,1%) city.

Main performance indicators of SME entities

	On October 1, 2025	On October 1, 2024
--	--------------------	--------------------

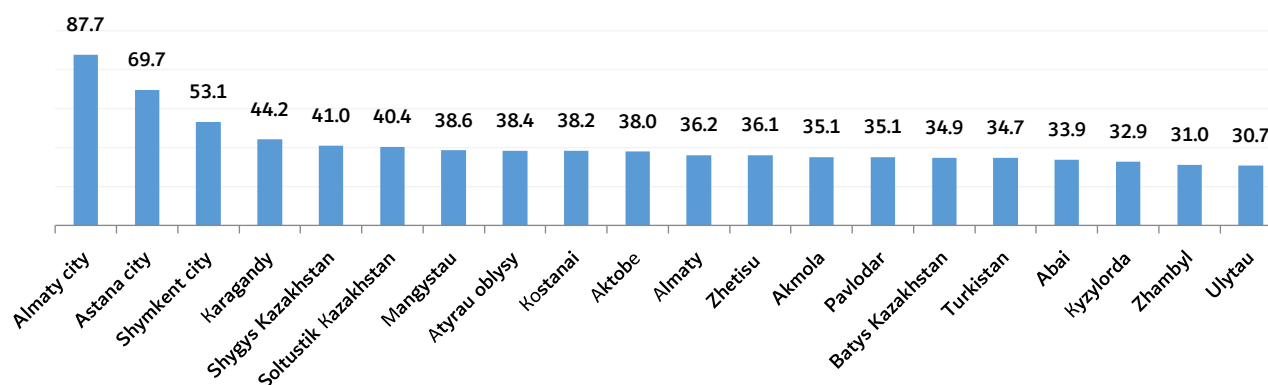
	to the number of registered SME entities, units init	to the number of active SME entities, units init	to the number of registered SME entities, units init	to the number of active SME entities, units init
Republic of Kazakhstan	2 377 466	2 176 392	2 257 629	2 051 458
Abay	59 881	55 877	58 606	54 119
Akmola	67 013	62 178	64 503	59 102
Aktobe	94 558	88 512	93 248	84 642
Almaty	165 314	156 036	149 236	140 835
Atyrau	70 239	65 346	68 666	62 537
Batys Kazakhstan	64 265	59 383	63 029	57 802
Zhambyl	119 673	108 962	119 554	104 783
Zhetisu	66 523	62 741	64 607	60 143
Karagandy	113 469	101 488	112 278	101 815
Kostanay	72 980	69 149	69 789	65 609
Kyzylorda	69 049	66 429	69 198	65 603
Mangystau	85 066	79 236	84 014	76 833
Pavlodar	64 620	57 207	62 733	56 697
Soltustik Kazakhstan	39 552	36 119	38 969	35 729
Turkistan	219 578	215 114	217 107	208 703
Ulytau	19 612	18 399	19 677	18 501
Shygys Kazakhstan	69 844	63 477	70 247	62 836
Astana city	309 574	269 694	274 309	240 212
Almaty city	454 416	399 780	410 079	361 148
Shymkent city	152 240	141 265	147 780	133 809

Continuation

	on October 1, 2025	for January-September 2025	on October 1, 2024	for January-September 2024
	number of people employed in SME, people	in the output of products by SME entities, million tons	number of people employed in SME, people	in the output of products by SME entities, million tons
Republic of Kazakhstan	4 522 420	73 180 136	4 373 010	57 188 186
Abay	104 854	1 004 710	105 429	741 118
Akmola	147 972	1 856 937	148 765	1 403 838
Aktobe	185 071	2 189 919	173 834	1 652 184
Almaty	280 616	3 640 256	256 467	2 715 024
Atyrau	141 993	3 831 313	152 838	4 153 609
Batys Kazakhstan	124 855	2 169 388	133 285	1 921 329
Zhambyl	167 674	1 411 086	166 345	1 075 034
Zhetisu	109 628	1 021 390	107 255	873 800
Karagandy	239 381	3 342 863	238 475	2 481 462
Kostanay	172 773	2 061 976	164 179	1 584 085
Kyzylorda	116 029	1 085 974	122 452	756 560
Mangystau	151 402	1 815 324	148 516	1 538 010
Pavlodar	141 875	1 628 652	144 885	1 286 819
Soltustik Kazakhstan	108 260	1 277 447	108 154	878 677
Turkistan	298 761	2 635 285	292 619	1 719 475
Ulytau	31 519	271 802	30 662	217 282
Shygys Kazakhstan	157 139	1 887 547	157 005	1 400 157
Astana city	557 228	14 903 806	521 486	10 842 068
Almaty city	1 030 862	21 811 468	963 057	17 530 384
Shymkent city	254 528	3 332 993	237 302	2 417 271

Dynamic tables:[Number of registered SME entities by region](#)[Number of active SME entities by region](#)[Number of people employed in SME by regions](#)[Output of products by SME by region](#)**Share of employed in SME in the economically active population
for January-September of 2025**

in percentages



SMEs account for 46,2% of the total economically active population of the country. The largest share in the regional context prevails in Almaty and Astana. The smallest share was recorded in the Ulytau region.

SME by type of economic activity

The number of registered SME entities as of October 1, 2025 amounted to 2377,5 thousand units and increased by 5,3% compared to the corresponding date in 2024—2257,6 thousand units.

The number of operating SME entities as of October 1, 2025 amounted to 2176,4 thousand units and increased by 6,1% compared to the same period in 2024—2051,5 thousand units.

The number of people employed in SME as of October 1, 2025 amounted to 4522,4 thousand people, which is 3,4% more.

The output of products by SME entities for January-September 2025 amounted to 73180,1 billion tenge and increased by 15,3% compared to the corresponding January- September 2024 (based on the CPI).

Main performance indicators of SME entities by type of economic activity

	Number of registered SME entities, units		Number of active SME entities, units		Number of people employed in SME, pers.		Output of products by SME entities, million tenge	
	as of October 1, 2025	as of October 1, 2024	as of October 1, 2025	as of October 1, 2024	as of October, 2025	as of October 1, 2024	for January-September 2025	for January-September 2024
Total	2 377 466	2 257 629	2 176 392	2 051 458	4 522 420	4 373 010	73 180 136	57 188 186
Agriculture, forestry and fisheries	286 691	312 171	275 075	295 775	447 945	472 840	4 223 099	3 131 360
Industry	132 975	134 032	120 566	121 155	464 496	443 522	12 237 462	9 472 129
Mining industry and quarrying	6 509	6 158	5 552	5 086	46 403	42 954	2 721 244	2 581 072
Processing industry	119 470	121 038	108 927	110 260	380 204	364 391	8 712 504	6 105 166
Supply of electricity, gas, steam, hot water and air conditioning	2 366	2 384	2 037	2 029	13 719	15 475	550 900	581 032
Water supply; collection, treatment and disposal of waste, activities for the elimination of pollution	4 630	4 452	4 050	3 780	24 170	20 702	252 814	204 859
Construction	138 774	126 786	117 055	103 958	371 143	348 189	12 277 436	8 640 092
Wholesale and retail trade; car and motorcycle repair	832 487	807 617	753 911	731 024	1 352 636	1 314 356	20 228 604	16 504 287
Transport and warehousing	195 714	122 281	186 459	112 061	325 150	243 290	4 915 359	3 920 027
Provision of accommodation and food services	63 878	56 136	58 813	50 789	172 446	162 569	1 837 598	1 429 574
Information and communication	38 738	36 055	34 284	31 802	99 463	98 299	2 249 654	2 014 414
Financial and insurance activities	7 260	7 332	5 072	4 974	21 102	24 222	1 049 868	730 024
Operations with real estate	121 007	111 274	115 041	104 930	210 206	204 005	2 834 311	2 347 769
Professional, scientific and technical activities	67 373	64 884	58 668	56 139	161 773	155 687	3 004 092	2 352 688
Activities in the field of administrative and support services	70 611	64 417	64 107	58 036	202 053	211 442	1 962 862	2 181 411
Education	52 667	47 782	49 314	44 628	162 492	167 578	959 305	730 559
Public health and social services	21 701	20 549	20 265	19 111	95 608	94 482	921 964	719 912
Arts, entertainment and recreation	22 395	20 540	20 176	18 463	43 924	41 129	1 213 744	981 703
Provision of other types of services	325 195	325 772	297 586	298 613	391 971	391 400	3 264 778	2 032 237

Dynamic tables:

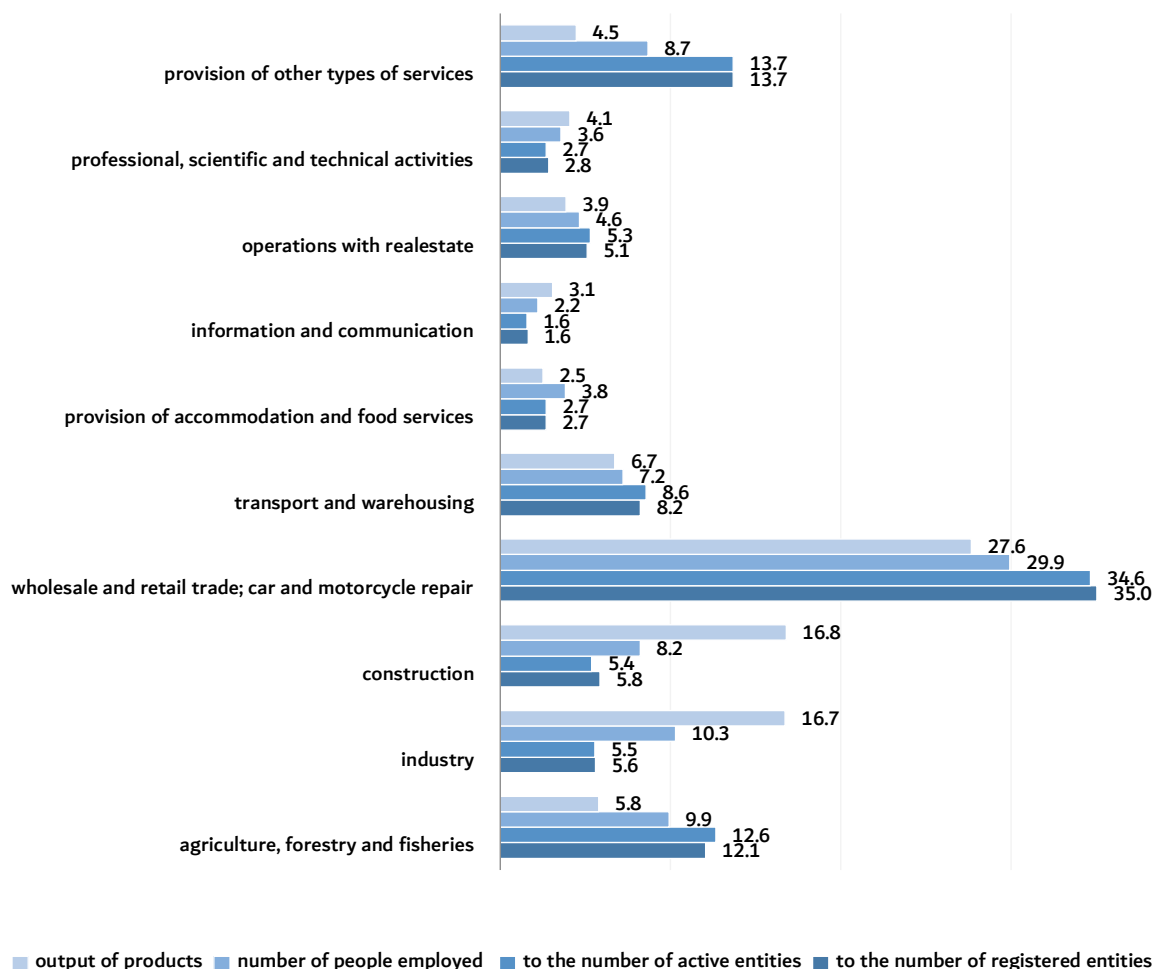
[Number of registered SME entities by FEA](#)

[Number of active SME by FEA](#)

[Number of people employed in SME by FEA](#)

[Output of products by SME by FEA](#)

The structure of the main performance indicators of SME entities in the context of FEA for January-September of 2025



The largest share of the number of entities, the number of employees and output prevails in the industry “Wholesale and retail trade; repair of cars and motorcycles»

2. Contribution of SME to the national economy

According to official statistics, the share of SMEs in GDP in January-September 2025 in the republic amounted to 40,5% and increased by 1,2 percentage points compared to the corresponding period last year.

Share of SME in GDP (GRP)

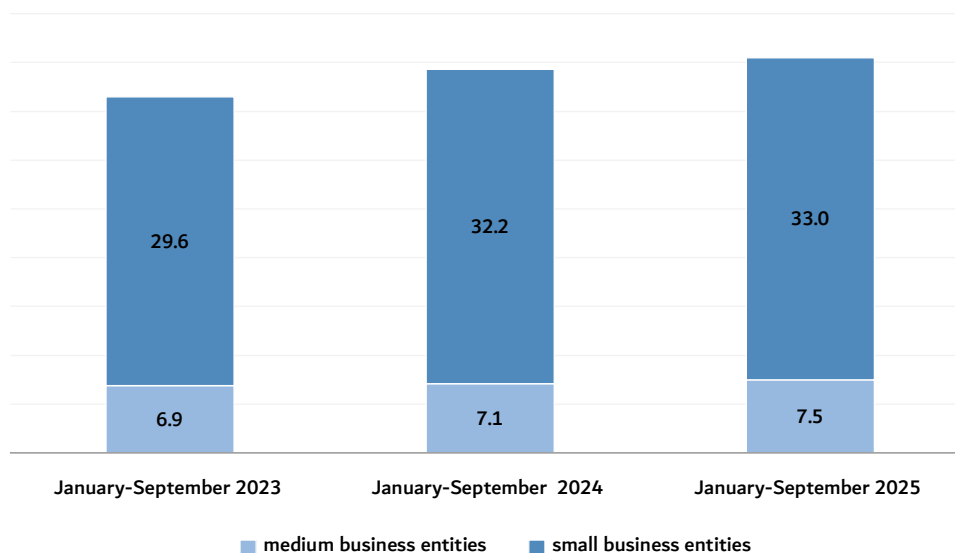
	for January-September 2025		for January- September 2024	
	GVA SME, million tenge	share in GDP (GRP), in percentages	GVA SME, million tenge	share in GDP (GRP), in percentages
Republic of Kazakhstan	40 400 546,5	40,5	33 389 821,2	39,3
Abay	439 454,6	18,4	406 299,4	18,2
Akmola	866 132,9	29,1	748 057,5	28,3
Aktobe	1 179 107,8	28,8	1 019 238,6	28,3
Almaty	2 149 763,8	46,0	1 736 413,9	46,0
Atyrau	2 476 727,3	21,5	2 510 555,4	25,4
Batys Kazakhstan	1 232 810,0	35,2	1 164 141,7	34,7
Zhambyl	630 046,9	23,9	528 727,5	23,8
Zhetisu	536 186,5	32,2	449 611,3	32,1
Karagandy	1 331 494,8	20,5	1 144 959,9	19,7
Kostanay	1 021 352,8	29,0	875 018,2	28,7
Kyzylorda	458 516,5	20,5	431 167,0	20,5
Mangystau	1 266 972,9	31,1	1 115 284,9	30,5
Pavlodar	746 736,7	21,4	639 873,6	21,1
Soltustik Kazakhstan	589 027,9	29,0	513 960,9	28,4

Turkistan	1 035 614,9	28,9	882 874,9	27,9
Ulytau	120 288,1	7,3	99 060,8	7,3
Shygys Kazakhstan	856 745,6	24,4	763 354,1	22,9
Astana city	8 596 145,7	74,4	6 698 776,7	72,8
Almatycity	12 815 444,5	62,7	10 060 551,5	61,2
Shymkent city	2 051 976,2	55,8	1 601 893,4	54,8

Dynamic tables:

[The gross value added of SMEs](#)

Share of SME in GDP by small and medium enterprises



In the context of the categories of entities, 33,0% is the share of small business and 7,5% is the share of medium business.

3 . Glossary

Individual entrepreneurship - an independent, initiative activity of citizens of the Republic of Kazakhstan, kandas, aimed at obtaining net income, based on the property of individuals themselves and carried out on behalf of individuals, at their risk and under their property responsibility.

A peasant or farm enterprise - a labor association of people in which the implementation of individual entrepreneurship is inextricably linked with the use of agricultural land for the production of agricultural products, as well as the processing and marketing of these products.

Type of economic activity - an activity in which equipment, labor, production processes, information networks and products are combined, which leads to the creation of homogeneous products (goods, services). The type of economic activity is characterized by costs, the production process and the products produced. Each registered small business entity is assigned the type of economic activity that provides the greatest increase in value added, i.e. is basic.

Output - the cost of all manufactured products and services rendered at producer prices.

4 . Methodological notes

Small and medium enterprises include legal entities, individual entrepreneurs and peasant or farm enterprises, whose activities are regulated by the Entrepreneurial Code of the Republic of Kazakhstan.

Small business entities include individual entrepreneurs without forming a legal entity and legal entities engaged in entrepreneurship, with an average annual number of employees of not more than one hundred people and an average annual income of not more than three hundred thousand times the monthly calculation index established by the law on the republican budget and effective as of January 1 of the corresponding financial year.

Medium enterprises include individual entrepreneurs and legal entities engaged in entrepreneurship, not related to small and large enterprises.

5 . Links to related publications

[Small and medium enterprises in the Republic of Kazakhstan \(spreadsheets\)](#)

6 . Useful links

[Methodology for calculating the indicators of small and medium enterprises](#)

[Small and medium business, Information and analytical system "Taldau"](#)

Responsible for release: Department of National Accounts	Acting Director of the Department: G.Torebekov Tel. +7 7172 749175	Executor: S.Zhunusova, N.Kozhanov Tel. +7 7172 749330, +7 7172 749814 E-mail: sa.zhunusova@aspire.gov.kz n.kozhanov@aspire.gov.kz	Address: 010000, Astana city Mangilik el avenue, 8 House of Ministries, Entrance 4
--	---	--	--
