

GDP by method of production

Date of publication: 19.01.2026

Date of next publication: 16.02.2026

- [1. Key points](#)
- [2. GDP by sectors of the economy](#)
- [3. Real GDP growth](#)
- [4. GDP per capita](#)
- [5. Glossary](#)
- [6. Methodological notes](#)
- [7. Links to related publications](#)
- [8. Useful links](#)

1. Key points

The volume of the produced Gross Domestic Product (GDP) for January-September 2025 (reported data) amounted to 99724898,5 million tenge.

GDP compared to the corresponding period of the previous year increased by 6,3% in real terms.

GDP, calculated at the average annual dollar exchange rate of the National Bank of the Republic of Kazakhstan, amounted to 191778,7 million US dollars.

2. GDP by sectors of the economy

In January-September 2025 to the corresponding period of the previous year real growth of production of goods, production of services and taxes on products amounted 8,1%, 5,3% and 5,5%.

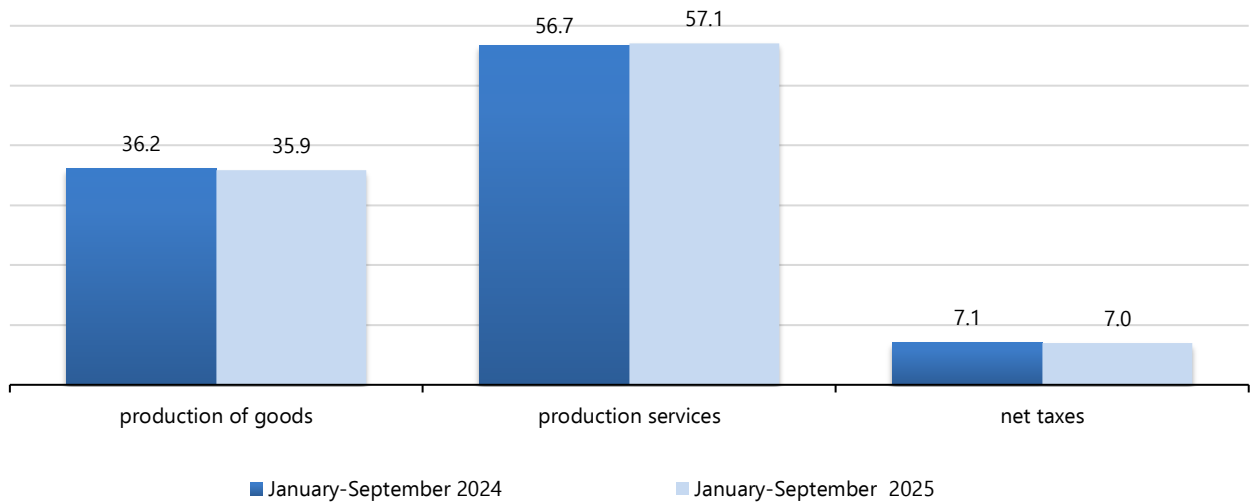
GDP by production method for January-September 2025

	At current prices, million tenge	to the appropriate period of previous year, in percent		In percentages to the end
		PVI	deflator	
Gross domestic product	99 724 898,5	106,3	110,4	100,0
Production of goods	35 855 929,3	108,1	107,3	35,9
Agriculture, forestry and fisheries	3 660 499,5	104,2	102,7	3,6
Industry	26 812 201,7	107,4	109,1	26,9
Mining and quarrying	12 662 618,7	109,3	103,5	12,7
Manufacturing industry	12 327 320,0	106,2	114,6	12,4
Supply of electricity, gas, steam, hot water and air conditioning	1 574 587,7	102,1	115,5	1,6
Water supply; collection, treatment and disposal of waste, activities for the elimination of pollution	247 675,3	93,4	115,1	0,2
Construction	5 383 228,1	114,9	102,2	5,4
Service production	56 890 323,5	105,3	112,4	57,1
Wholesale and retail trade; car and motorcycle repair	16 663 662,5	108,5	111,5	16,7
Transport and warehousing	6 209 117,9	120,8	108,0	6,2
Provision of accommodation and food services	806 034,4	103,0	116,7	0,9
Information and communication	2 104 053,1	104,0	113,5	2,1
Financial and insurance activities	4 162 664,5	102,6	125,3	4,2
Operations with real estate	8 436 621,0	103,1	111,0	8,4
Professional, scientific and technical activities	3 133 415,6	92,7	115,0	3,1
Activities in the area of administration and support services	1 917 526,5	99,2	107,8	2,0
Public administration and defense; compulsory social security	2 114 479,5	101,7	113,5	2,1
Education	5 002 229,2	102,3	114,1	5,0
Public Health and Social Services	2 679 795,7	101,6	114,9	2,7
Arts, entertainment and recreation	811 570,2	102,2	117,4	0,8
Provision of other types of services	2 781 400,2	100,9	106,7	2,8
Activities of households employing domestic workers; activities of households producing goods and services for their own consumption	67 753,2	102,0	111,0	0,1
Gross value added	92 746 252,8	106,4	110,4	93,0
Net taxes on products and imports	6 978 645,7	105,5	110,2	7,0

The shares of production of goods and production of services in GDP for January-September 2025 amounted to 35,9% and 57,1%, respectively. The main share in the production of GDP is the industry –26,9%.

GDP structure for January-September 2025

in percentages



Dynamic tables:

[GDP at current FEA prices](#)

[FEA GDP IPV](#)

[FEA GDP Deflator](#)

[Structure of GDP according to FEA](#)

[Dynamics of the oil and gas and raw materials sectors](#)

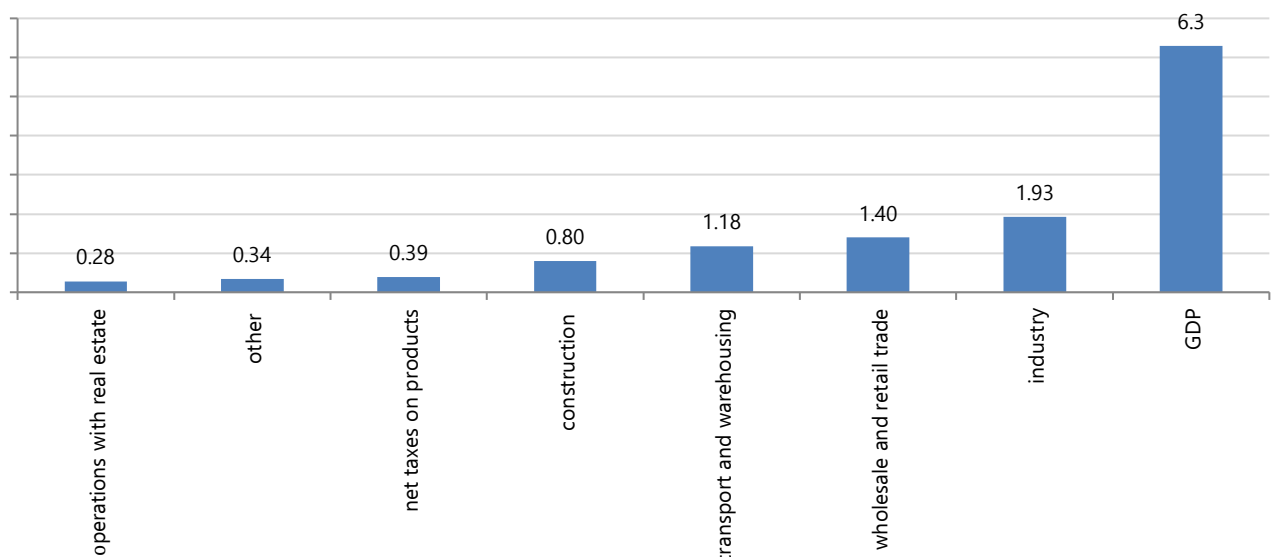
[Gross value added by type of ownership](#)

3. Real GDP growth

GDP increased by 6,3% in real terms compared to the corresponding period of the previous year. The largest growth was shown by Transport and warehousing (20,8%), Construction (14,9%), Mining and quarrying (9,3%), Wholesale and retail trade; car and motorcycle repair (8,5%), Manufacturing (6,2%).

Contribution of the main sectors to GDP for January-September 2025

in percentage point

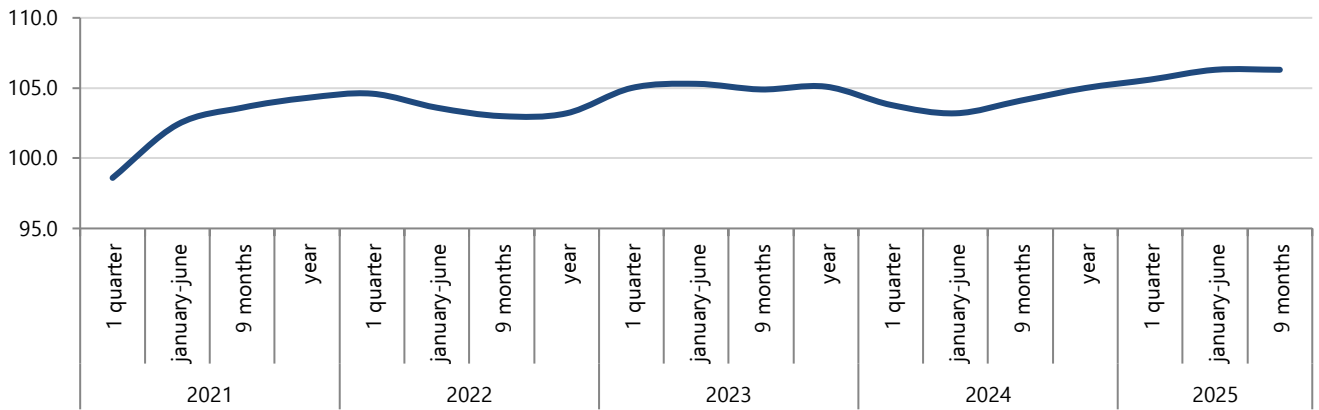


In dynamics over the past 5 years, there has been a decline in economic activity in 2020 due to the pandemic caused by Covid-19, as well as the introduction of restrictive measures (real GDP growth -2,5 %).

Starting from the 2nd quarter of 2021, there has been a gradual economic recovery

Dynamics of PVI of Gross domestic product

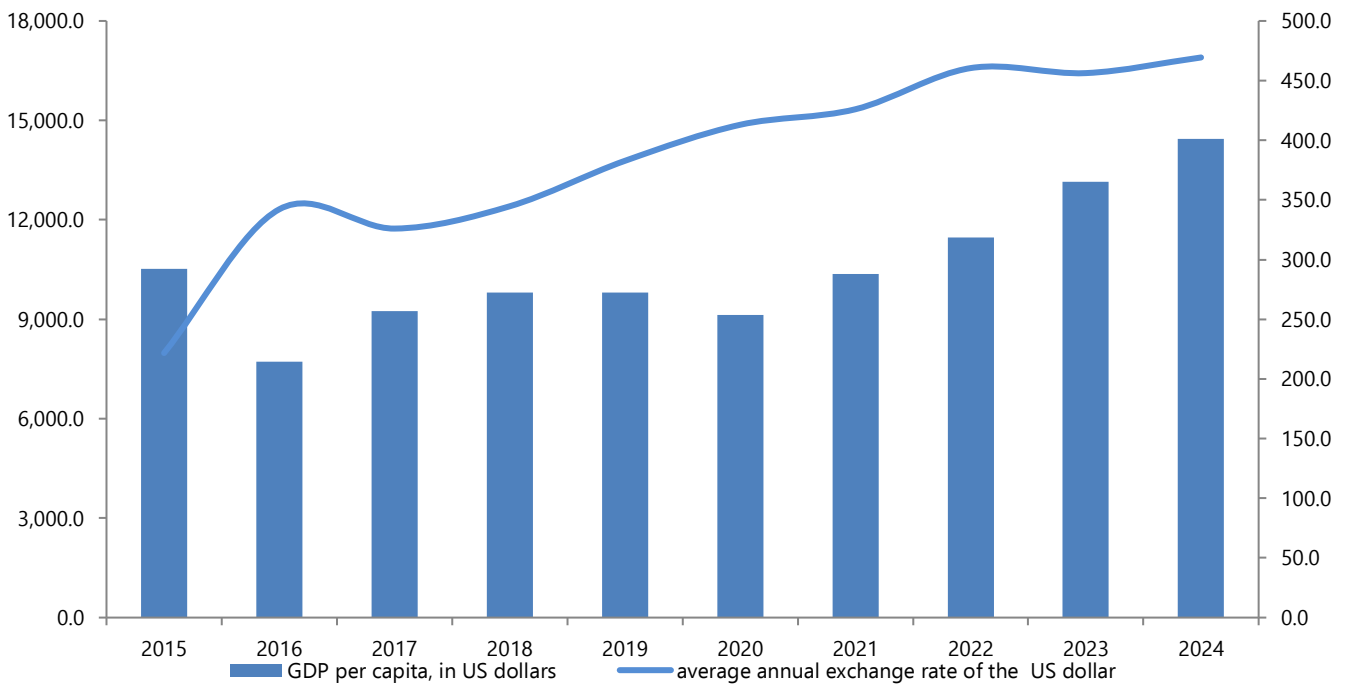
in percent



4. GDP per capita

GDP per capita in January-September 2025 (reported data) amounted to 9417,4 US dollars.

Dynamics of GDP per capita



Dynamic tables:

[GDP per capita](#)

5. Glossary

Gross domestic product (GDP) is one of the most important indicators of the system of national accounts, characterizing the final result of the country's economic activity.

Gross value added is the value of gross output minus the value of intermediate consumption, which serves as an indicator of the contribution to GDP made by individual producers, industries or sectors of the economy.

Gross output is the output of goods and services, representing the total value of goods and services resulting from the production activities of resident units of the national economy in the reporting period.

Intermediate consumption is the value of goods and services that are transformed or completely consumed in the production process.

A deflator is an indicator that characterizes the average change in prices in the economy over a certain period.

Contribution - the value of the influence of the percentage change in the indicator on the total value of GDP.

Taxes on products include taxes, the amount of which directly depends on the cost of goods produced and services rendered.

6. Methodological notes

Gross domestic product by production is the sum of gross value added by economic activity, which is increased by net taxes on products and on imports. The term "net" means that taxes are shown net of related subsidies.

7. Links to related publications

[GDP incomemethod](#)

[GDP byendusemethod](#)

[Grossregionalproduct](#)

[Shorttermeconomicindicator](#)

[National accounts of the Republic of Kazakhstan](#)

8. Useful links

[Methodological position on statistics](#)

[Methodology for estimating the non-observed economy](#)

[Methodology for assessing residential rent](#)

[Methodology for accounting for the output of financial intermediation services](#)

[Methodology for seasonal adjustment of statistical indicators developed on a monthly and quarterly basis](#)

[Methodology for accounting for financial services of second-tier banks](#)

[Methodology for accounting for central bank services](#)

[Methodology for constructing a composite leading indicator](#)

[Methodology for accounting for pension fund services](#)

[Methodology for assessing the volume of illegal activities](#)

[Methodology for accounting for insurance services](#)

[Methodology for accounting for taxes on products and imports](#)

[Methodology for calculating labor productivity](#)

[Methodology for calculating the gross domestic product by the production method at current and constant prices](#)

[Methodology for calculating the gross value added of financial activities at constant prices](#)

[National Accounts of the Republic of Kazakhstan, Quality Report, 2022](#)

[GDP by production method with the allocation of the share of the oil and gas sector in GDP for 2024, Quality Report. Information and analytical system "Taldau"](#)

Release Responsible: Department of National Accounts	Director: G.O.Torebekov (Acting Director of the Department) Tel. +7 7172 74 9175	Executor: Zhunusova Z., Ibrayeva D., Zh.Z.Botabayeva. Tel. +7 7172 74 93 02 Email : z.shigambaeva@aspire.gov.kz d.ibraeva@aspire.gov.kz zh.botabayeva@aspire.gov.kz	Address: 010000, Astana city Mangilik el avenue, 8 House of Ministries, Entrance 4
--	--	--	---
