

# Technical and vocational, post-secondary education in the Republic of Kazakhstan

Date of publication: **30.12.2025**

Date of next publication: **30.12.2026**

1. [Key points](#)
2. [Dynamics](#)
3. [Methodological explanations](#)
4. [Glossary](#)
5. [Links to related publications](#)
6. [Useful links](#)

## 1. [Key points](#)

At the beginning of the 2025-2026 academic year, 706 independent organizations of technical and vocational education (herein after referred to as TaVE) and 35 branches operated in the Republic of Kazakhstan.

The total number of students was 562 thousand people, of which 266 thousand people or 47.3% were women. Compared to the 2024-2025 academic year, the number of students increased by 1.0%.

73.4 % of the total number of students are studying on the basis of basic secondary education 22.9% on the basis of general secondary education, 3.7% on the basis of TaVE.

96.9% of students study full-time, 0.4% and 2.7% study in evening and part-time forms, respectively.

397 thousand people are studying under the state educational order, which is 70.6% of the total number of students, 165.1 thousand people, or 29.4% of students, receive paid educational services.

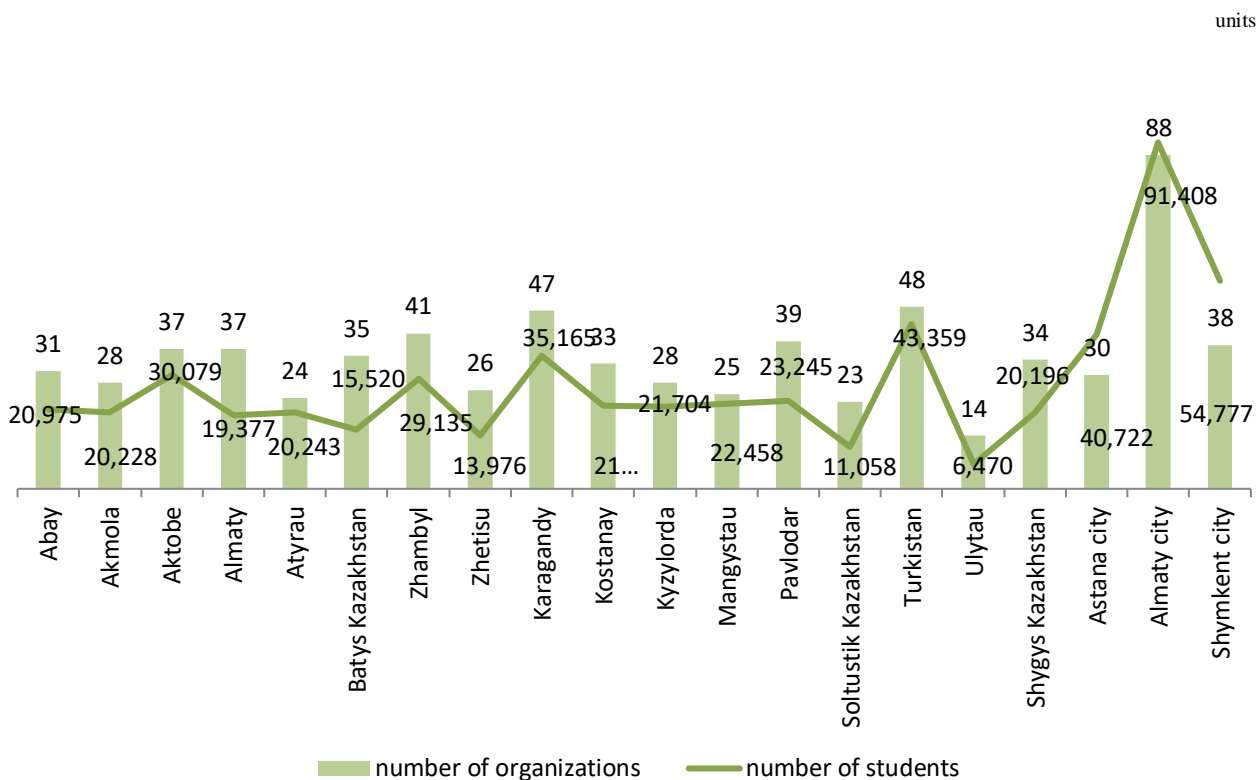
The number of graduates amounted to 169.3 thousand people, of which 102.3 thousand people (60.4%) were employed and 28.4 thousand people (16.8%) continued their studies at higher educational institutions and colleges.

In technical and vocational education organizations employ 38684 teachers and 5170 industrial trainees, the proportion of women being 70.3% and 47.8% respectively.

Of the total number of teaching staff 32.9 thousand people or 85.1% are on the staff of educational institutions.

35942 teachers and 3769 industrial training masters have the highest category which is 92.9% and 72.9% of their total number respectively.

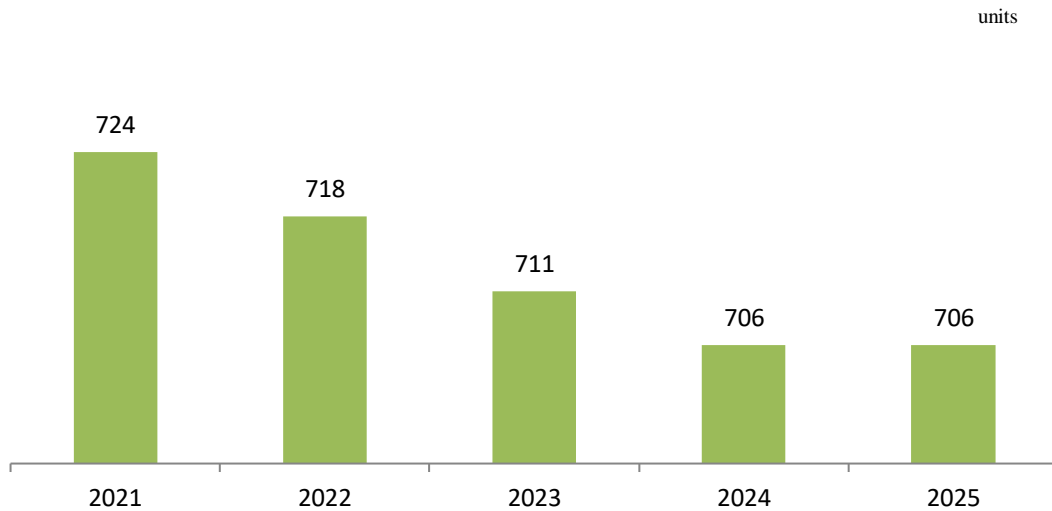
**The number of organizations TaVE and the number of students in them at the beginning of the 2025-2026 academic year**



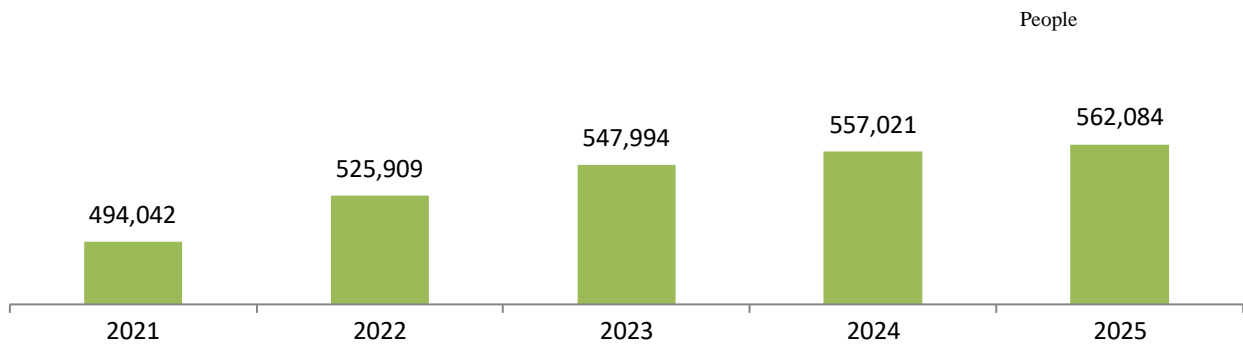
## 2. [Dynamics](#)

Over the past five years, there has been an annual decrease in the number of TaVE organizations. In 2025 compared to 2021 the number of organizations TaVE decreased by 2.5% while the number increased by 13.7%.

**Number of organizations of TaVE over five years**



**Number of students in organizations TaVE**



In 2025, the largest increase in student enrollment by region is noted in Turkistan region – 150.2%, Astana – 145.1%, Zhambyl region – 118.1%, Shymkent by 117.1%, Almaty by 116.9%, Aktobe region – 111.4%, compared to 2021. In the republic as a whole, the increase in student enrollment amounted to 114.2% respectively.

**Admission of students in TaVE organizations**

people

	2021	2022	2023	2024	2025
Republic of Kazakhstan	176 884	195 189	192 843	194 703	201 978
Abay	-	8 097	7 708	7 455	7 849
Akmola	7 770	7122	6 705	7 047	7 800
Aktobe	9 685	10 143	9 738	10 372	10 788
Almaty	12 565	7 324	6 562	6 575	6 437
Atyrau	6 665	7 303	6 434	6 670	7 261
Batys Kazakhstan	6 655	6 192	5 606	5 721	6 026
Zhambyl	7 912	9315	8 870	9 184	9 342
Zhetisu	-	5 464	5 460	5 580	5 897
Karagandy	13 787	12 137	11 576	11 595	12 924
Kostanay	7 717	7 459	7 318	7 281	7 664
Kyzylorda	6 061	7107	6 415	6 485	7 370
Mangystau	7 174	7718	7 261	7 234	7 575
Pavlodar	7 491	7 776	7 543	7 517	8 114
Soltustik Kazakhstan	3 991	4070	4 255	4 156	4 313
Turkistan	11 367	14 264	16 870	17 353	17 084
Ulytau	-	2185	2 302	1 977	2 046
Shygys Kazakhstan	13 620	6 891	7 018	7 404	6 834
Astana city	10 616	13 595	14 313	14 442	15 403
Almaty city	27 872	31 201	30 759	30 473	32 596
Shymkent city	15 936	19 826	20 130	20 182	18 655

### 3. [Methodological explanations](#)

This publication reflects data on the network contingent teaching staff and material and technical base of technical and vocational education organizations of all forms of ownership and departmental affiliation.

The number of organizations of technical and vocational education includes professional lyceums and colleges that train qualified specialists in technical and service labor in the main areas of socially useful professional activity.

All data is grouped by the form of education, by the form of ownership of the educational institution, as well as by sources of financing the learning process.

### 4. [Glossary](#)

Vocational lyceums are educational institutions that implement general educational programs of general secondary education and professional educational programs of technical and vocational education for the training of qualified personnel for technical and service labor.

Colleges – educational institutions that implement general educational programs of general secondary education and professional educational programs of technical and vocational post-secondary education.

Admission to educational institutions - the number of persons admitted to study at a given educational institution in accordance with the approved admission rules. The number of accepted persons does not include persons reinstated for training.

Graduation from educational institutions - the number of persons who have fully completed the course of study at an educational institution and received the appropriate education (specialty).

### 5. [Links to related publications](#) [Form 2-NK «Technical and vocational, post – secondary education»](#)

### 6. [Useful links](#) [Methodological position on statistics](#)

Information and analytical system «Taldau»

---

<b>Responsible for the release:</b> Department of Statistics Population	<b>Director of the Department:</b> N. Khanzhigitov Tel. +7 7172 749061	<b>Performer:</b> A.Salikova Tel. +7 7172 7493-74 E-mail: a.salikova@aspire.gov.kz	<b>Address:</b> 010000, Astana city ave. Mangilik el. 8 House of Ministries, 4 <sup>th</sup> entrance
---	--	---	--

---