

Structural statistics

Date of publication: 23.12.2025

Date of next publication: 20.03.2026

1. Key points

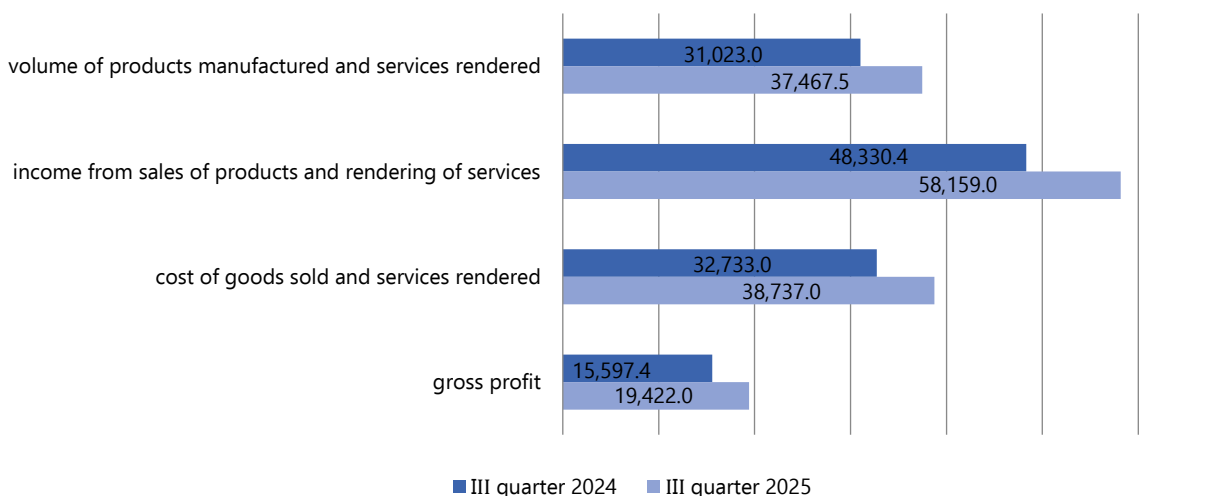
2. Useful links

1. Key points

The volume of manufactured products, work performed and services rendered to large, medium and small enterprises engaged in entrepreneurial activities In the III quarter of 2025 amounted to 37467,5 billion tenge.

Key indicators of financial and economic activity of enterprises

billion tenge



Financial and economic activities of large and medium-sized enterprises

The number of large and medium-sized enterprises with more than 100 employees in the III quarter of 2025 amounted to 4172 units, of which 2634 enterprises are medium-sized. Based on the results of the survey, the balanced financial result of economic entities was determined as a profit in the amount of 5508,5 billion tenge, the level of profitability (loss) of production was 18,7%.

Production costs of which 62,4% - material costs, the share of labor costs and depreciation, respectively, 12,2% and 14,4%.

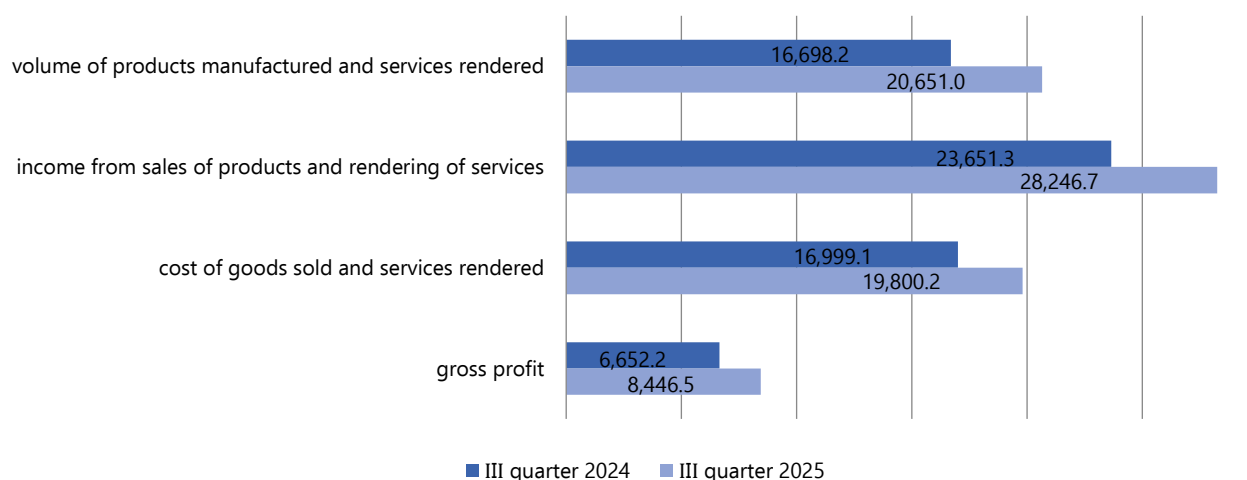
In the III quarter of 2025 the debt on obligations amounted to 89186,3 billion tenge, of which the overdue debt was at the level of 0,5%.

In the III quarter of 2025, accounts receivable amounted to 22766,6 billion tenge, of which overdue debt was 3,0%.

The value of the assets of enterprises amounted to 173926,4 billion tenge. The main share was occupied by long-term assets – 63,1%.

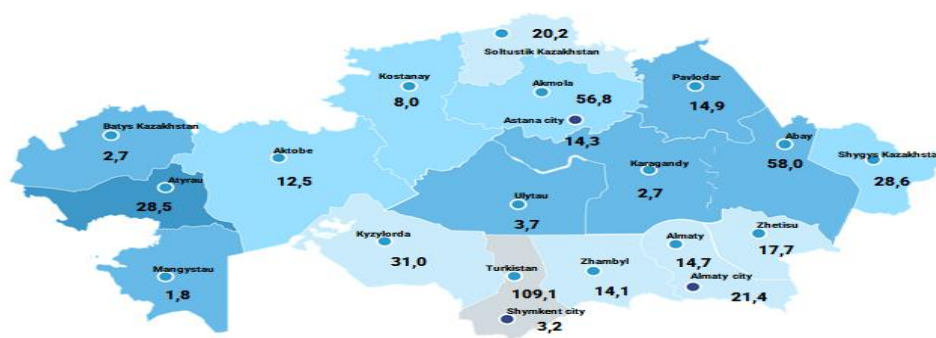
Key indicators of financial and economic activity of large and medium enterprises

billion tenge



Profitability of large and medium enterprises

in percentages



Key indicators of financial and economic activity of large and medium enterprises

billion tenge

	III quarter 2023	III quarter 2024	III quarter 2025
Total number of enterprises, units	4 017	4 054	4 172
of which average, units	2 480	2 525	2 634
Volume of products manufactured and services rendered	14 979,0	16 698,2	20 651,0
of which medium	3 107,6	3 545,4	4 510,3
Income from sales of products and rendering of services*	20 828,9	23 651,3	28 246,7
of which medium	4 975,4	6 058,3	6 976,7
Cost of goods sold and services rendered	14 547,7	16 999,1	19 800,2
of which medium	3 503,3	4 297,6	4 940,3
Gross profit	6 281,2	6 652,2	8 446,5

*Income from the sale of products and the provision of services-does not include the amount of the enterprises income received from the sale of goods and services, including goods purchased for resale in the main and secondary activities. Income from the sale of products and services does not include value added tax, excise, as well as the cost of returned goods, discounts on sales and discounts on price presented to the buyer.

Financial and economic activities of small enterprises

According to the results of the survey of small enterprises for III quarter of 2025, the net financial result of economic entities was determined as a profit in the amount of 5583,9 billion tenge.

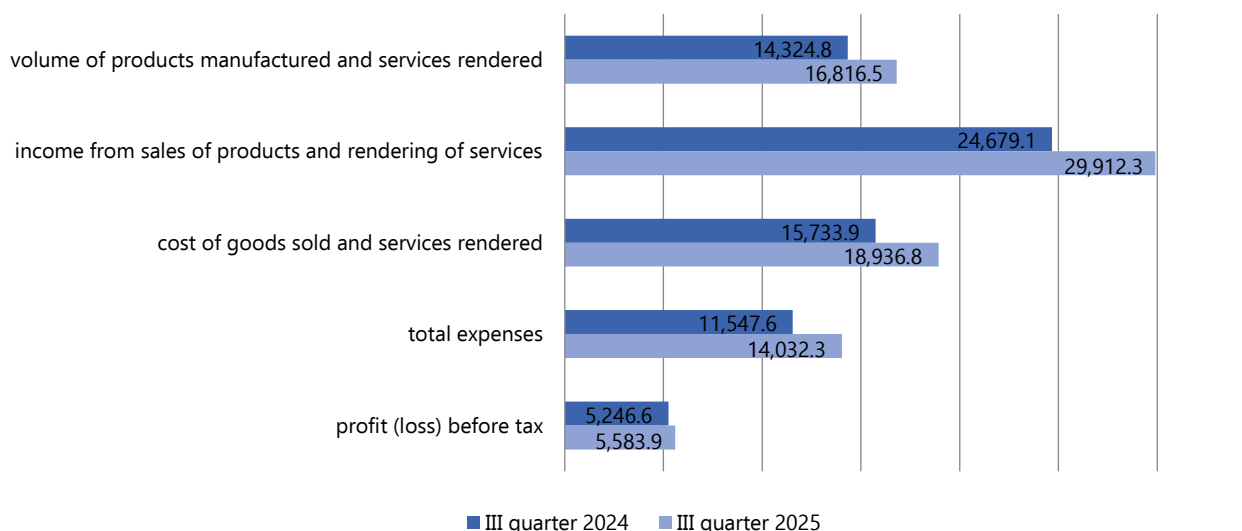
The volume of expenses of small enterprises amounted to 14032,3 billion tenge, of which 31,7%, material costs, the share of labor costs and depreciation, respectively, 12,2% and 5,4 %.

For III quarter of 2025 the payroll of employees of small enterprises in the republic amounted to 1663,3 thousand people, the average monthly salary of one employees was 371294 tenge.

For the III quarter of 2025, income from the sale of products and the provision of services amounted to 29912,3 billion tenge.

Main indicators of small enterprises

billion tenge



Main performance indicators of small enterprises

billion tenge

	III quarter 2023	III quarter 2024	III quarter 2025
Number of small enterprises, units	336 715	339 084	344 831
The number of employees of small enterprises on average per quarter, people	1 625 089	1 624 888	1 663 319
Average monthly wage per employee, tenge	274 034	329 398	371 294
The volume of products manufactured, work performed and services rendered, billion tenge	12 299,6	14 324,8	16 816,5
Income from sales of products and services	22 720,8	24 679,1	29 912,3
Cost of goods sold and services rendered	15 269,9	15 733,9	18 936,8
Grossprofit	7 450,9	8 945,2	10 975,5

2. Useful links

[Structural statistics, Information and analytical system "Taldau".](#)

[Statistical form "Report on the financial and economic activities of the enterprise" \(index - 1-PF, frequency - quarter\)](#)

[Statistical form "Report on the activities of a small enterprise" \(index - 2-MP, frequency - quarter\)](#)

Release Responsible: Department of National Accounts	Director of the Department: A. Nakipbekov Tel. +7 7172 74717	Artist: G.Omarova, A.Akhmadiyeva Tel. +7 7172 749521,749814 E-mail: gul.omarova@aspire.gov.kz E-mail: a.akhmadiyeva@aspire.gov.kz	Address: 010000, Astana city avenue , 8 House of Ministries, entrance 4
--	---	---	--