

On the execution of construction works and commissioning of facilities in January-October 2025

Date of publication: 18.11.2025

Date of next publication: 18.12.2025

1. Key points
2. Volumes of completed construction works
3. Commissioning of residential buildings
4. Glossary
5. Methodological explanations
6. Links to related publications
7. Useful links

1. Key points

In January-October 2025, the volume of construction work increased by 15,1% and amounted to 7263,2 billion tenge.

Of the total volume of construction works in the republic, private construction organizations 92,9%, foreign – 6,6% and state – 0,5% were performed.

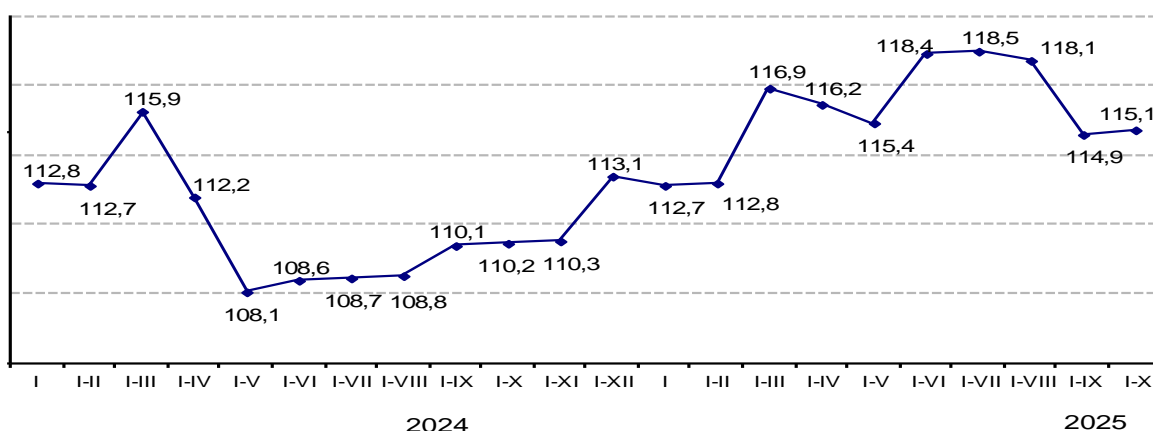
2. Volume of completed construction works

The increase in the volume of construction work in January-October 2025 compared to January-October 2024 is associated with construction and repair of structures (by 19,2%) non-residential buildings (by 10,2%) and residential buildings (by 7,6%).

By types of construction work (services) performed in January-October 2025, the largest share is occupied by construction of roads, railways and subway (24,9%), non-residential buildings (21,6% in the total volume) and residential buildings (12,6%).

Indices of the physical volume of construction work

as a percentage of the corresponding period of the previous year



Dynamic tables:

[The volume of completed construction works \(services\) by months](#)

In the regional context, an increase in the volume of construction work was observed in eighteen regions of the republic. Significant growth was noted in the cities Astana (by 39,4%), Almaty (by 35,4%), of Soltustik Kazakhstan (by 30,1%), Turkistan (by 28,6%), Kostanay (by 27,5%), Pavlodar (by 22,6%), Akmola (by 21,7%) and Almaty regions (by 20,7%).

The volume of completed construction works (services)

	Total, thousand tenge	October 2025 as a percentage to		January-October 2025 as a percentage to January-October 2024	As a percentage of the republican volume
		September 2025	October 2024		
Republic of Kazakhstan	7 263 241 087	51,4	115,4	115,1	100,0
Abay	226 371 802	70,3	96,8	96,8	3,1
Akmola	284 557 426	41,4	94,8	121,7	3,9
Aktobe	327 892 544	43,7	108,0	117,0	4,5
Almaty	341 278 631	44,2	117,6	120,7	4,7

Atyrau	468 656 200	37,6	77,7	71,8	6,5
Batys Kazakhstan	262 328 549	61,8	138,1	109,0	3,6
Zhambyl	271 256 563	24,7	169,3	118,8	3,7
Zhetisu	276 697 929	40,3	99,7	112,4	3,8
Karagandy	526 731 069	126,7	97,5	100,7	7,3
Kostanay	292 042 080	46,4	166,5	127,5	4,0
Kyzylorda	235 352 673	66,4	135,3	117,6	3,3
Mangystau	273 599 037	71,3	64,1	106,7	3,8
Pavlodar	356 816 214	23,3	118,8	122,6	4,9
Soltustik Kazakhstan	198 712 393	32,1	161,5	130,1	2,7
Turkistan	450 619 106	38,3	173,8	128,6	6,2
Ulytau	115 279 952	42,8	107,4	109,4	1,6
Shygys Kazakhstan	325 467 138	91,9	129,6	113,4	4,5
Astana city	1 087 898 956	48,1	122,5	139,4	15,0
Almaty city	706 985 659	59,7	118,2	135,4	9,7
Shymkent city	234 697 166	188,9	178,2	107,0	3,2

Spreadsheets:

[Key indicators of enterprises and organizations engaged in construction activities, including by types of facilities and types of work](#)

[The volume of completed construction works \(services\) by the dimension of enterprises](#)

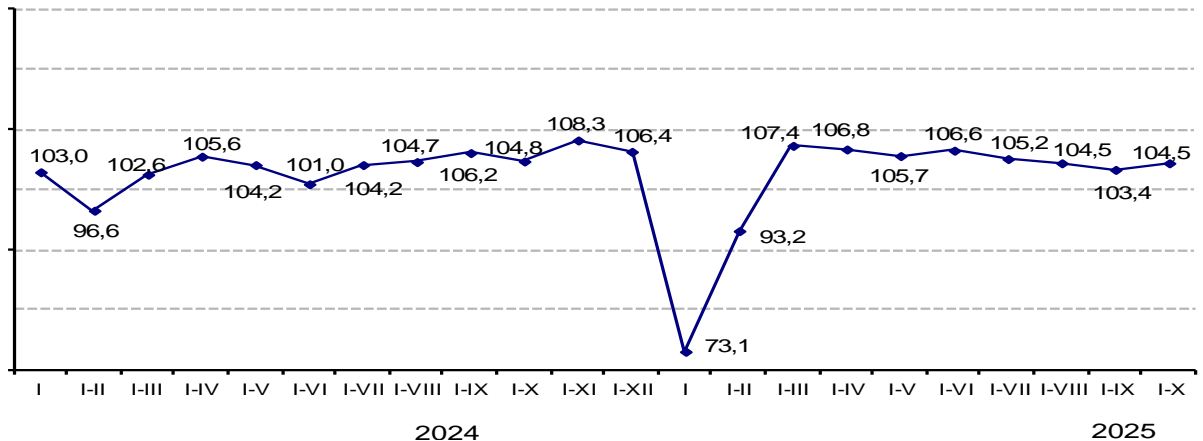
[The volume of completed construction works \(services\) by technological structure](#)

3. Residential building Commissioning

In January-October 2025, the total area of new facilities put into operation amounted to 19748,9 thousand square meters.

Indices of the physical volume of commissioned housing

as a percentage of the corresponding period of the previous year



Dynamic table:

[Commissioning of residential buildings](#)

The total area of housing commissioned increased by 4,5% compared to January-October 2024 and amounted to 14611 thousand sq.m., of which 9279 thousand sq.m. - multi-apartment and 5204,7 thousand sq.m. - individual houses. Most of the housing – 13439 thousand sq.m. or 92% was put into operation by private developers, of which the population is 5507,4 thousand square meters.

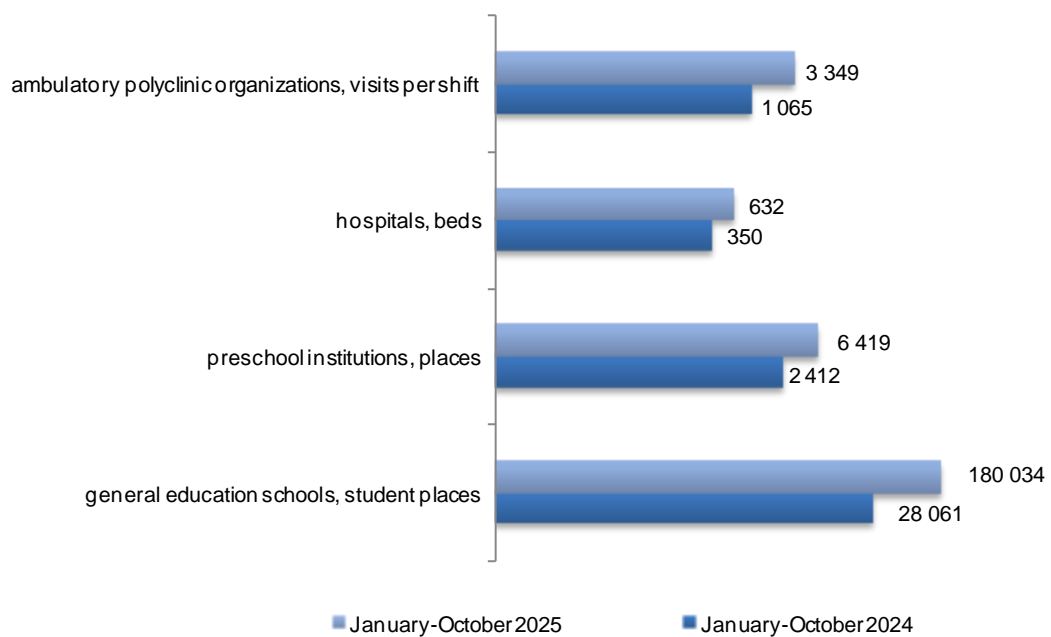
Total area of commissioned residential buildings

	Residential buildings commissioned		Including developers				
	sq. meters of total area	as a percentage by January-October 2024	state property	private property	of them		foreign property
					population	as a percentage by January-October 2024	
Republic of Kazakhstan	14 610 965	104,5	919 506	13 438 993	5 507 376	98,2	252 466
Abay	174 215	65,7	11 119	163 096	86 605	111,6	-
Akmola	468 163	95,0	1 503	463 310	228 989	96,6	3 350
Aktobe	744 356	103,5	41 023	703 333	461 670	115,2	-

Almaty	947 532	113,0	31 887	823 016	653 916	116,3	92 629
Atyrau	558 866	105,1	16 636	542 230	372 149	94,6	-
Batys Kazakhstan	484 416	104,1	50 308	428 274	272 521	101,7	x
Zhambyl	586 735	101,7	40 582	546 153	486 777	105,4	-
Zhetisu	274 290	110,8	47 679	226 611	150 226	112,6	-
Karagandy	493 429	116,4	9 366	484 063	73 991	119,3	-
Kostanay	435 561	102,3	56 743	378 818	83 739	68,8	-
Kyzylorda	766 675	110,0	35 118	731 557	671 253	101,1	-
Mangystau	445 586	59,4	8 236	426 690	228 354	81,6	10 660
Pavlodar	305 858	103,3	32 293	273 565	160 581	111,9	-
Soltustik Kazakhstan	194 351	103,9	31 911	161 686	109 295	99,1	x
Turkistan	931 103	110,2	181 359	749 744	671 178	91,4	-
Ulytau	71 717	104,1	18 976	52 741	41 969	82,8	-
Shygys Kazakhstan	240 445	104,9	46 006	175 924	87 334	92,4	x
Astana city	3 365 796	111,5	217 242	3 133 222	54 535	151,1	15 332
Almaty city	2 139 760	111,0	18 747	2 020 532	298 528	87,1	100 481
Shymkent city	982 111	100,4	22 772	954 428	313 766	72,5	4 911

In the field of education and healthcare in January-October 2025 188 general education schools for 180034 student places, 41 preschool institutions for 6419 places, 2 hospital for 635 places and 82 clinic for 3349 visits per shift were put into operation.

Commissioning of social and cultural facilities



Spreadsheets:

[Main characteristics of commissioned facilities](#)

[The actual cost of construction of commissioned facilities](#)

[Commissioning of residential buildings \(total and usable area of commissioned residential buildings\)](#)

[Commissioning of individual and multi-apartment residential buildings](#)

[Average actual construction costs for 1 sq. meters of the total area of residential buildings](#)

[Commissioning of the total area of housing per 1000 people](#)

[Commissioning of educational and healthcare facilities](#)

4. Glossary

Construction and installation works - construction work on the construction of buildings and structures, expansion, reconstruction and technical re-equipment; work on the installation of power, technological and other equipment.

Construction object - a separate building or structure with all related equipment. Inventory, tools, galleries, flyovers, internal engineering networks and communications, for the construction (reconstruction. expansion) of which an independent object estimate is compiled.

5. Methodological explanations

Construction organizations include all general construction and specialized organizations, including repair and construction organizations. The main activity of construction organizations is to perform work under contracts with customers related to the type of economic activity "Construction" in accordance with the state "General Classifier of types of Economic Activities (GCTEA).

The volume of construction work includes the cost of construction work performed by enterprises engaged in construction activities under concluded construction contracts, which includes construction of new facilities, major and current repairs. Reconstruction, modernization of residential and non-residential buildings, engineering structures.

The index of the physical volume of construction works (services) is determined by the ratio of the volumes of completed construction works of the analyzed period to the previous period in actual prices, taking into account the deflator (price index).

The total area of a residential building (residential building) is calculated as the sum of the total areas of all dwellings and the areas of all non-residential premises, as well as the areas of parts of a residential building that are common property.

More detailed methodological explanations are available at the following links:

[Methodology for the formation of construction statistics indicators](#)

[Methodology for determining the gross output for the industry "Construction"](#)

6. Links to related publications

[Statistical compilation "Investment and construction activities in the Republic of Kazakhstan"](#)

7. Useful links

[Statistical form "Report on completed construction works \(services\)" \(index 1-KS monthly\);](#)

[Statistical form "Report on the commissioning of facilities" \(index 2-KS. monthly\);](#)

[Statistical form "Report on the commissioning of facilities by individual developers" \(index 1-IS. monthly\);](#)

[Information-analytical system "Taldau"/Construction and investments](#)

[Quality Report](#)

Responsible for the release: Department of Production and Environment Statistics	Acting Director of the Department: I.Torgautova Tel. +7 7172 749778	Executor: O.Edel Tel. +7 7172 749313 E-mail: O.Edel@aspire.gov.kz	Address: 010000, Astana city Mangilik el avenue, 8 House of Ministries, Entrance 4
---	--	---	--