

The migration of the population of the Republic of Kazakhstan for January-September 2025

Date of publication: 11.11.2025

Date of next publication: 09.02.2026

1. Key points
2. Dynamic tables
3. Glossary
4. Methodological explanations
5. Useful links

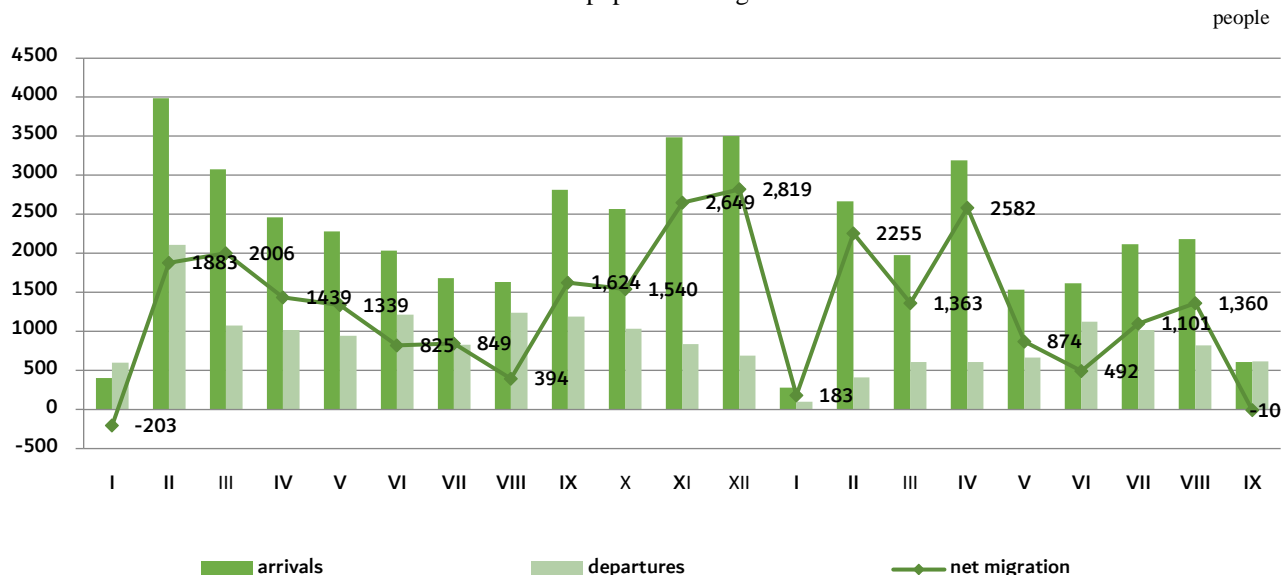
1. Key points

In January-September 2025 the number of arrivals in the country amounted 16175 to people, the number of departures from the country was 5975 people. The net migration amounted to 10200 people;

Compared to the corresponding period in 2024 the number of arrivals in Kazakhstan decreased by 20,6%, the number of decreased from Kazakhstan departures by 41,4%;

The main migration exchange of the country takes place with the CIS countries. The share of arrivals from the CIS countries was 82,7%, the share of departures to these countries was 73,2%.

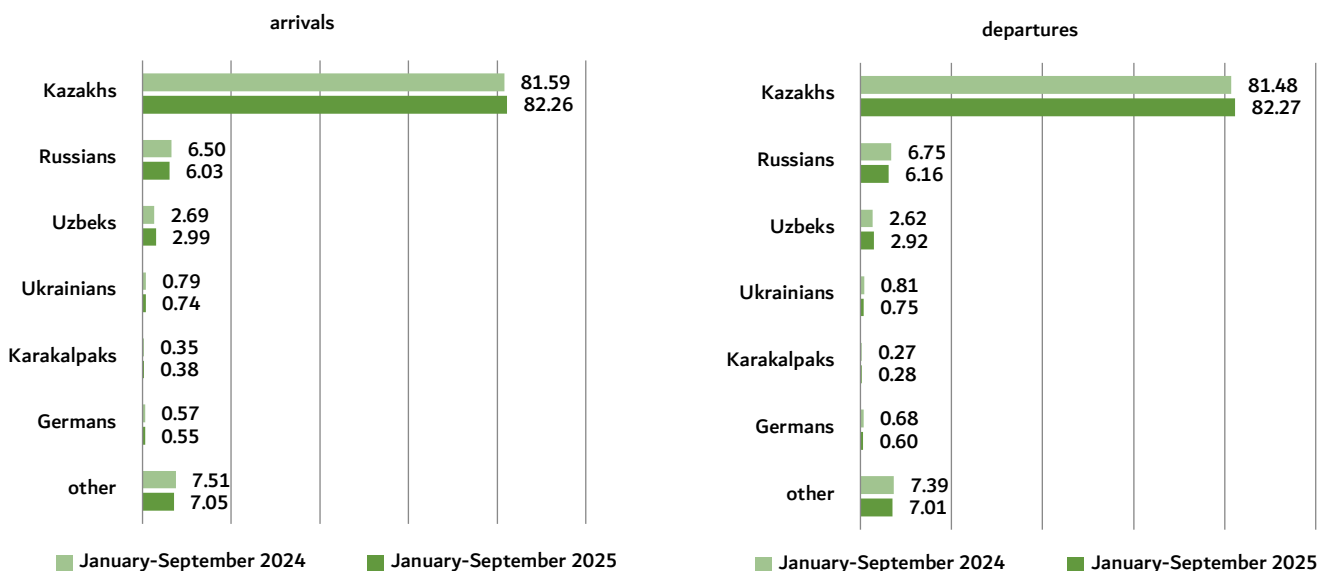
International population migration



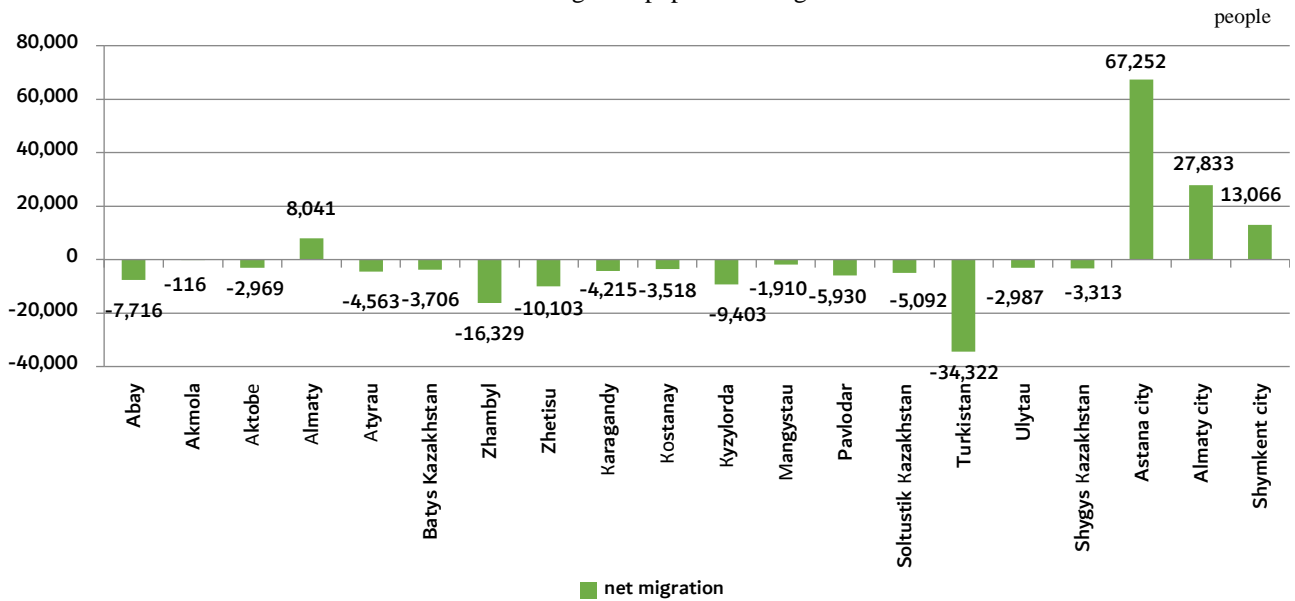
Spreadsheets

[Migration of the population for January-September 2025](#)

The structure of external migration by selected ethnic groups, as a percentage of the total number



Interregional population migration



The number of people moving within the country increased by 22,8% times compared to the corresponding period in 2024. In terms of interregional movements, a positive net population migration has developed in 4 regions of the country: the cities of Astana (67252 people), Almaty (27833 people), Shymkent (13066 people) and Almaty region (8041 people).

2. Dynamic tables

on years:[Arrival of migrants in all flows](#)[Departure of migrants in all flows](#)[Balance of migration for all flows](#)[External migration for all flows - arrival](#)[External migration for all flows - departure](#)[Balance of external migration for all flows](#)[Migration with CIS countries - arrival](#)[Migration with CIS countries - disposal](#)[Balance of migration with CIS countries](#)[Migration with other countries - arrival](#)[Migration with other countries - departure](#)[Balance of migration with other countries](#)[Internal migration for all flows - arrival](#)[Internal migration for all flows - departure](#)[Balance of internal migration for all flows](#)by month:[External migration for all flows - arrival](#)[External migration for all flows - departure](#)[Balance of external migration for all flows](#)[Internal migration for all flows - arrival](#)[Internal migration for all flows - departure](#)[Balance of internal migration for all flows](#)

3. Glossary

Population migration – the movement of people (migrants) across the borders of certain regions with a change of residence;

Number of arrivals – the number of people who entered the region from outside it during the reporting period;

Number of departures – the number of people who left the region outside of it during the reporting period;

Net migration – the difference between the number of arrivals in the region during the reporting period and the number of departures from it.

4. Methodological explanations

Population migration is the movement of people (migrants) across the borders of certain regions with a change of residence.

In the current statistical accounting, the numbers of arrivals and departures are conditionally fixed, but we are talking about the numbers of arrivals and departures.

The main indicators of migration are:

the number of arrivals;

the number of departures;

migration increase (or decrease), net migration, net migration.

Migration intensity indicators characterize the frequency of cases of change of residence in the total population over a certain period. The most commonly used are general annual migration intensity rates per 1.000 population.

5. Usefullinks

[Methodology for calculating the main indicators of population migration](#)

[Population Migration, Quality Report](#)

[Migration of the population, Information and analytical system «Taldau»](#)

Responsible for the release: Department of Population Statistics	Director of the Department: N. Khanzhigitov Tel. +7 7172 749061	Executor: D. Atakulov Tel. +7 (7172) 749805 E-mail:k. d.atakulov@aspire.gov.kz	Address: 010000, Astana city Mangilik el avenue, 8 House of Ministries, Entrance 4
--	---	--	--
