

On the execution of construction works and commissioning of facilities in January-September 2025

Date of publication: 17.10.2025

Date of next publication: 18.11.2025

1. Key points
2. Volumes of completed construction works
3. Commissioning of residential buildings
4. Glossary
5. Methodological explanations
6. Links to related publications
7. Useful links

1. Key points

In January-September 2025, the volume of construction work increased by 14,9% and amounted to 6441,3 billion tenge.

Of the total volume of construction works in the republic, private construction organizations 93,2%, foreign – 6,2% and state – 0,6% were performed.

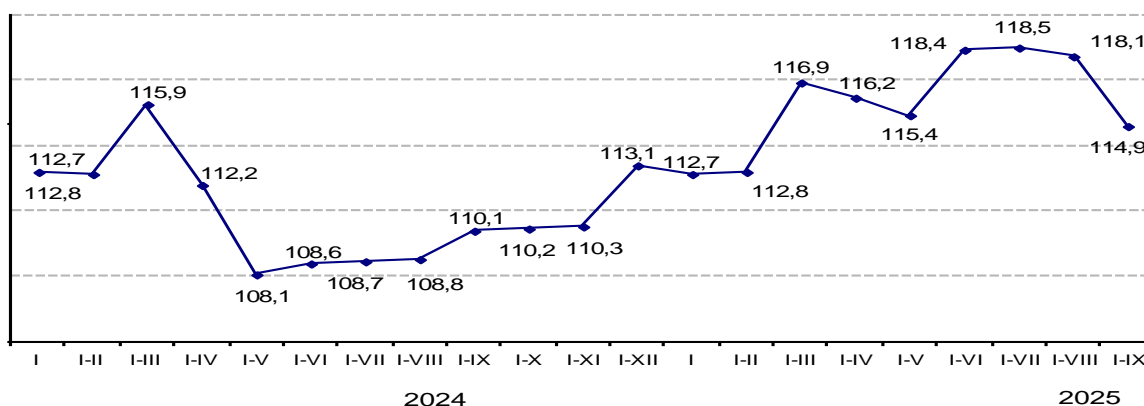
2. Volume of completed construction works

The increase in the volume of construction work in January-September 2025 compared to January-September 2024 is associated with construction and repair of structures (by 19,7%) non-residential buildings (by 9,8%) and residential buildings (by 7,2%).

By types of construction work (services) performed in January-September 2025, the largest share is occupied by construction of roads, railways and subway (23,9%), non-residential buildings (21,8% in the total volume) and residential buildings (12,8%).

Indices of the physical volume of construction work

as a percentage of the corresponding period of the previous year



Dynamic tables:

[The volume of completed construction works \(services\) by months](#)

In the regional context, an increase in the volume of construction work was observed in seventeen regions of the republic. Significant growth was noted regions in the cities Astana (by 41,8%), Almaty (by 37,7%), of Soltustik Kazakhstan (by 27,3%), Akmola (by 26,4%), Turkistan (by 25,5%), Kostanay (by 23,5%), Pavlodar (by 23%) and Almaty regions (by 21,1%).

The volume of completed construction works (services)

	Total, thousand tenge	September 2025 as a percentage to		January-September 2025 as a percentage to January-September 2024	As a percentage of the republican volume
		August 2025	September 2024		
Republic of Kazakhstan	6 441 268 113	204,2	106,4	114,9	100,0
Abay	194 026 154	140,5	59,3	96,9	3,0
Akmola	251 415 870	259,9	133,2	126,4	3,9
Aktobe	292 787 174	222,0	109,6	118,1	4,5
Almaty	303 797 471	195,9	118,0	121,1	4,7
Atyrau	426 634 869	338,0	106,6	71,3	6,6

Batys Kazakhstan	231 009 293	135,0	58,3	106,0	3,6
Zhambyl	254 871 355	253,9	108,9	116,5	4,0
Zhetisu	249 882 512	197,3	85,5	113,9	3,9
Karagandy	456 166 538	69,3	42,8	101,2	7,1
Kostanay	256 024 345	294,8	102,3	123,5	4,0
Kyzylorda	206 845 595	152,9	65,1	115,6	3,4
Mangystau	244 020 718	158,0	83,1	115,9	3,8
Pavlodar	325 921 848	422,2	139,9	123,0	5,1
Soltustik Kazakhstan	178 536 746	263,9	108,0	127,3	2,8
Turkistan	411 977 204	245,8	120,9	125,5	6,4
Ulytau	99 493 224	428,7	140,7	109,7	1,5
Shygyz Kazakhstan	275 377 527	155,2	148,9	110,8	4,3
Astana city	965 112 498	301,4	205,3	141,8	15,0
Almaty city	634 124 971	124,6	142,8	137,7	9,8
Shymkent city	183 242 201	111,4	49,6	96,2	3,3

Spreadsheets:

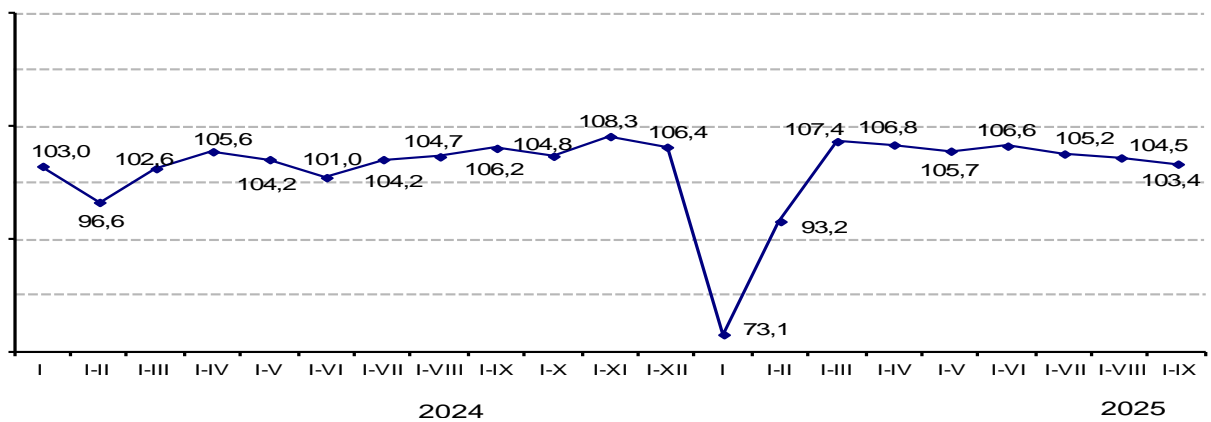
[Key indicators of enterprises and organizations engaged in construction activities, including by types of facilities and types of work](#)
[The volume of completed construction works \(services\) by the dimension of enterprises](#)
[The volume of completed construction works \(services\) by technological structure](#)

3. Residential building Commissioning

In January-September 2025, the total area of new facilities put into operation amounted to 17521,9 thousand square meters.

Indices of the physical volume of commissioned housing

as a percentage of the corresponding period of the previous year



Dynamic table:

[Commissioning of residential buildings](#)

The total area of housing commissioned increased by 3,4% compared to January-September 2024 and amounted to 12851,4 thousand sq.m., of which 8072,2 thousand sq.m. - multi-apartment and 4666 thousand sq.m. - individual houses. Most of the housing – 11812,1 thousand sq.m. or 91,9% was put into operation by private developers, of which the population is 4875,5 thousand square meters.

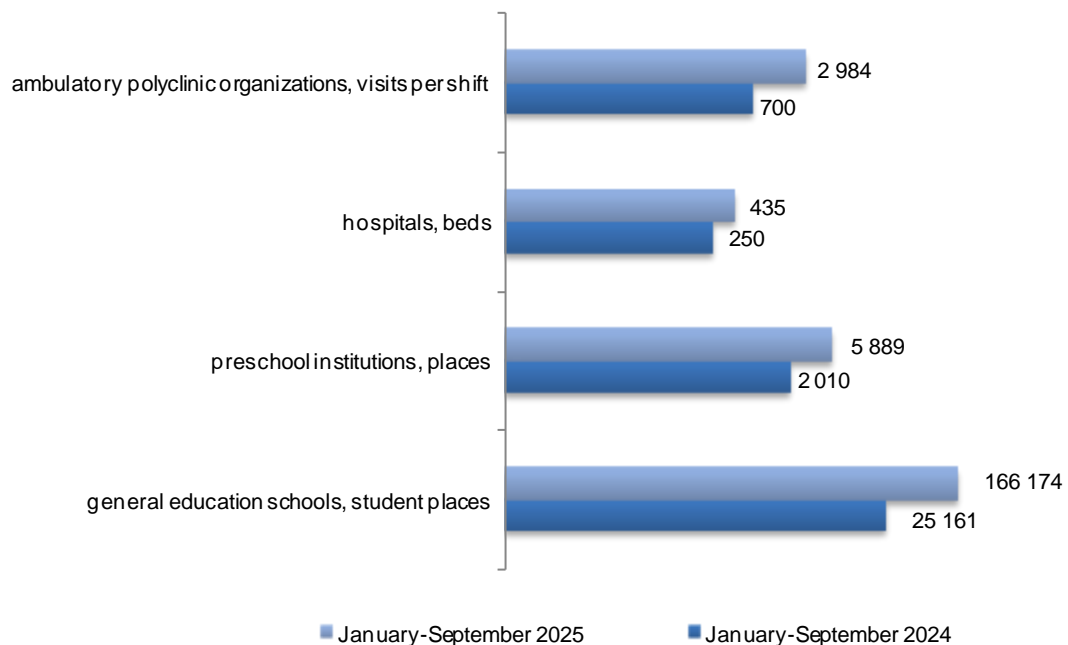
Total area of commissioned residential buildings

	Residential buildings commissioned		Including developers				
	sq. meters of total area	as a percentage by January-September 2024	state property	private property	of them		foreign property
					population	as a percentage by January-September 2024	
Republic of Kazakhstan	12 851 397	103,4	791 752	11 812 090	4 875 508	98,1	247 555
Abay	159 876	67,4	11 119	148 757	72 266	110,4	-
Akmola	429 312	100,1	1 503	424 459	202 617	97,9	3 350
Aktobe	615 372	102,6	39 423	575 949	401 872	129,9	-
Almaty	901 479	116,0	31 887	776 963	621 894	120,2	92 629
Atyrau	475 840	99,3	16 636	459 204	334 404	96,4	-

Batys Kazakhstan	427 818	102,2	50 308	371 676	230 918	94,5	x
Zhambyl	522 200	101,7	36 877	485 323	425 947	103,1	-
Zhetisu	249 462	109,0	47 679	201 783	130 314	107,8	-
Karagandy	405 973	106,8	9 366	396 607	59 468	122,6	-
Kostanay	391 006	103,2	55 679	335 327	71 573	64,3	-
Kyzylorda	677 068	104,8	29 337	647 731	594 754	97,0	-
Mangystau	327 893	45,9	8 236	308 997	177 531	72,6	10 660
Pavlodar	238 337	100,0	32 293	206 044	140 205	105,1	-
Soltustik Kazakhstan	168 362	102,8	16 719	150 889	98 549	100,1	x
Turkistan	854 306	108,4	143 030	711 276	634 381	93,4	-
Ulytau	64 172	124,6	18 976	45 196	34 424	103,4	-
Shygys Kazakhstan	210 445	104,0	46 006	145 924	72 178	93,8	x
Astana city	2 947 261	108,2	155 159	2 776 770	44 970	140,8	15 332
Almaty city	1 989 334	118,2	18 747	1 870 106	277 370	88,3	100 481
Shymkent city	795 881	102,6	22 772	773 109	249 873	69,4	-

In the field of education and healthcare in January-September 2025 164 general education schools for 166174 student places, 39 preschool institutions for 5889 places, 2 hospital for 435 places and 72 clinic for 2984 visits per shift were put into operation.

Commissioning of social and cultural facilities



Spreadsheets:

[Main characteristics of commissioned facilities](#)

[The actual cost of construction of commissioned facilities](#)

[Commissioning of residential buildings \(total and usable area of commissioned residential buildings\)](#)

[Commissioning of individual and multi-apartment residential buildings](#)

[Average actual construction costs for 1 sq. meters of the total area of residential buildings](#)

[Commissioning of the total area of housing per 1000 people](#)

[Commissioning of educational and healthcare facilities](#)

4. Glossary

Construction and installation works - construction work on the construction of buildings and structures, expansion, reconstruction and technical re-equipment; work on the installation of power, technological and other equipment.

Construction object - a separate building or structure with all related equipment. Inventory, tools, galleries, flyovers, internal engineering networks and communications, for the construction (reconstruction. expansion) of which an independent object estimate is compiled.

5. Methodological explanations

Construction organizations include all general construction and specialized organizations, including repair and construction organizations. The main activity of construction organizations is to perform work under contracts with customers related to the type of economic activity "Construction" in accordance with the state "General Classifier of types of Economic Activities (GCTEA).

The volume of construction work includes the cost of construction work performed by enterprises engaged in construction activities under concluded construction contracts, which includes construction of new facilities, major and current repairs. Reconstruction, modernization of residential and non-residential buildings, engineering structures.

The index of the physical volume of construction works (services) is determined by the ratio of the volumes of completed construction works of the analyzed period to the previous period in actual prices, taking into account the deflator (price index).

The total area of a residential building (residential building) is calculated as the sum of the total areas of all dwellings and the areas of all non-residential premises, as well as the areas of parts of a residential building that are common property.

More detailed methodological explanations are available at the following links:

[Methodology for the formation of construction statistics indicators](#)

[Methodology for determining the gross output for the industry "Construction"](#)

6. Links to related publications

[Statistical compilation "Investment and construction activities in the Republic of Kazakhstan"](#)

7. Useful links

[Statistical form "Report on completed construction works \(services\)" \(index 1-KS monthly\);](#)

[Statistical form "Report on the commissioning of facilities" \(index 2-KS. monthly\);](#)

[Statistical form "Report on the commissioning of facilities by individual developers" \(index 1-IS. monthly\);](#)

[Information-analytical system "Taldau"/Construction and investments](#)

[Quality Report](#)

Responsible for the release: Department of Production and Environment Statistics	Acting Director of the Department: I.Torgautova Tel. +7 7172 749778	Executor: O.Edel Tel. +7 7172 749313 E-mail: O.Edel@aspire.gov.kz	Address: 010000, Astana city Mangilik el avenue, 8 House of Ministries, Entrance 4
---	--	---	--