

1. Key points

[SME in the context of organizational and legal forms](#)

[SME by type of economic activity](#)

2. Contribution of SME to the national economy

3. Glossary

4. Methodological notes

5. Links to related publications

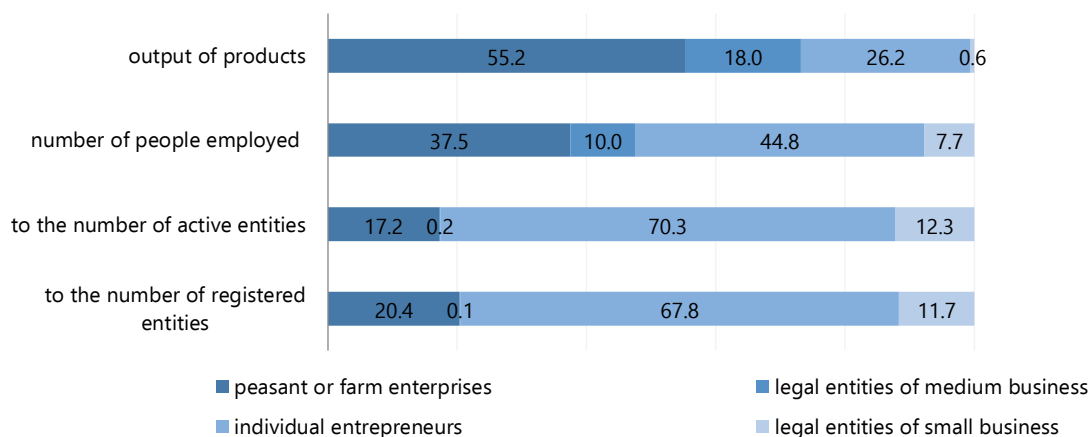
6. Useful links

1. Key points

The number of registered SME entities as of July 1, 2025 amounted to 2328,8 thousand units;
SME entities as of July 1, 2025 amounted to 2125,0 thousand units;
The number of people employed in SME as of July 1, 2025 amounted to 4434,5 thousand people;
The output of products by SME entities in January-June 2025 amounted to 42707,8 billion tenge.

The structure of the main performance indicators of SME entities for January-June of 2025

in percentages



In the total number of operating SME entities, the share of individual entrepreneurs was 70,8%, legal entities of small business –17,1%, peasant or farm enterprises – 12,0%, legal entities of medium business – 0,1%.

SME in the context of organizational and legal forms

In terms of organizational and legal forms, the largest number of registered entities are individual entrepreneurs – 1,6 million units, of which 1,5 million units are active.

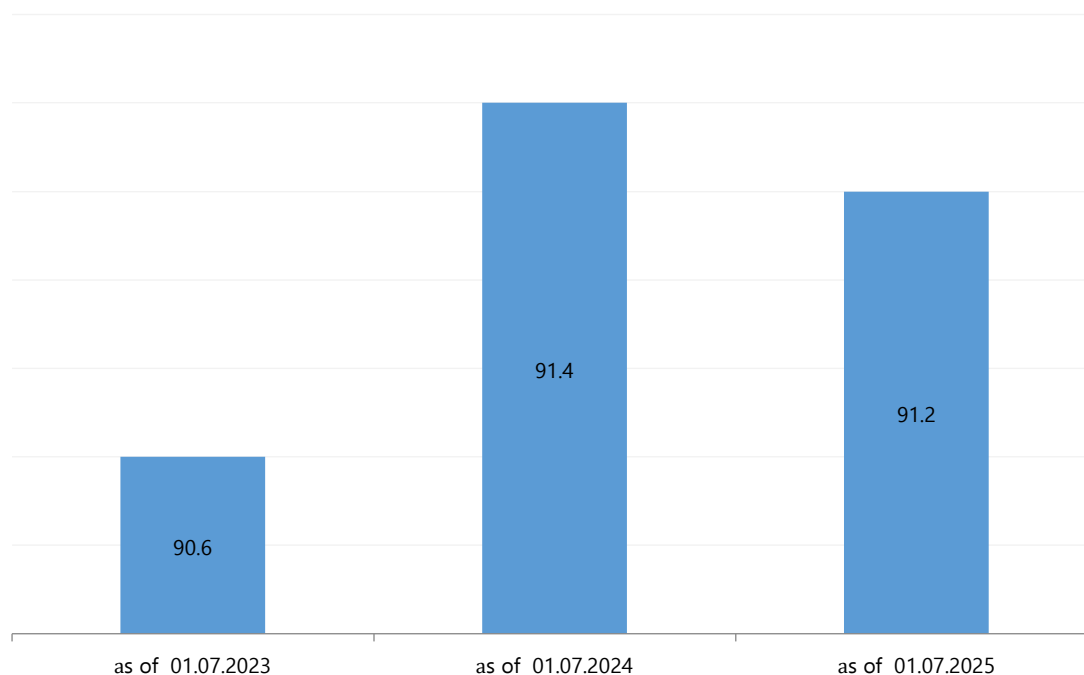
The largest number of employed falls on small enterprises – 1,7 million people and individual entrepreneurs – 2,0 million units.

The output of small enterprises amounted to 24,5 trillion. tenge, which is 57,3% of the total output of all SME entities.

	July 1, 2025	July 1, 2024
Registered small and medium enterprises, units	2 328 798	2 219 058
including:		
small enterprises	473 502	462 568
medium enterprises	3 057	3 013
individual entrepreneurs	1 589 357	1 480 033
peasant or farms enterprises	262 882	273 444
Operating small and medium enterprises, units	2 125 003	2 028 794
including:		
small enterprises	362 675	359 363
medium enterprises	2 980	2 928
individual entrepreneurs	1 504 589	1 400 080
peasant or farms enterprises	254 759	266 423
Number of people employed in small and medium enterprises, people	4 434 468	4 266 952
including:		
In small enterprises	1 711 195	1 688 132
In medium enterprises	433 809	414 822
at individual entrepreneurs	1 959 860	1 821 432
In peasant or farms enterprises	329 604	342 566
Output of products by small and medium enterprises, million tenge	42 707 762	34 266 817
including:		
small enterprises	24 465 713	21 593 496
medium enterprises	7 625 058	5 918 531
individual entrepreneurs	10 294 643	6 488 493
peasant or farms enterprises	322 348	266 297

Share of active in the total number of registered SME entities

in percentages



The share of operating in the total number of registered SME entities amounted to 91,2%, which is 0,2 p.p. above the level of the previous year. The largest share in the regional context prevails in Turkistan (97,9%) Kyzylorda (96,1%) and Kostanay (94,7%) regions. The smallest share was recorded in Astana (86,5%) city.

Main performance indicators of SME entities

	On July 1, 2025	On July 1, 2024
--	-----------------	-----------------

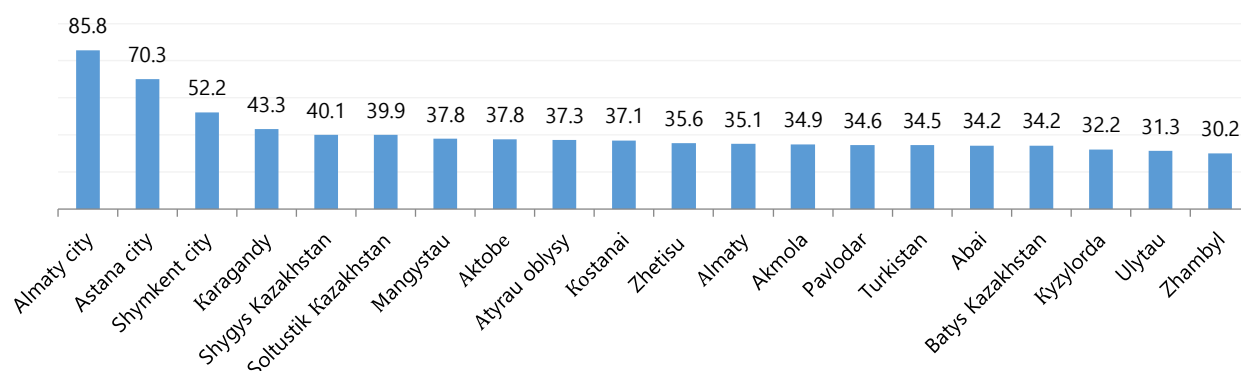
	to the number of registered SME entities, units init	to the number of active SME entities, units init	to the number of registered SME entities, units init	to the number of active SME entities, units init
Republic of Kazakhstan	2 328 798	2 125 003	2 219 058	2 028 794
Abay	58 996	54 897	58 094	53 830
Akmola	65 590	60 684	63 976	58 537
Aktobe	93 161	87 133	92 347	83 877
Almaty	159 501	149 985	146 745	139 360
Atyrau	69 335	64 323	68 439	62 957
Batys Kazakhstan	63 590	58 593	62 720	58 009
Zhambyl	118 711	106 654	118 523	105 272
Zhetisu	65 234	61 365	63 870	59 658
Karagandy	111 895	99 181	111 252	101 015
Kostanay	71 715	67 949	69 089	65 019
Kyzylorda	67 552	64 926	68 068	64 478
Mangystau	84 180	78 164	83 863	77 265
Pavlodar	63 724	56 607	61 888	56 036
Soltustik Kazakhstan	39 048	35 906	38 564	35 745
Turkistan	217 337	212 697	212 989	207 937
Ulytau	19 475	18 192	19 378	18 303
Shygys Kazakhstan	69 225	62 810	69 656	62 273
Astana city	298 720	258 464	266 499	234 429
Almaty city	441 476	387 327	398 385	353 852
Shymkent city	150 333	139 146	144 713	130 942

Continuation

	on July 1, 2025	for January-June 2025	on July 1, 2024	for January- June 2024
	number of people employed in SME, people	in the output of products by SME entities, million tons	number of people employed in SME, people	in the output of products by SME entities, million tons
Republic of Kazakhstan	4 434 468	42 707 762	4 266 952	34 266 817
Abay	107 279	562 307	103 952	446 871
Akmola	147 016	1 001 003	145 237	804 628
Aktobe	183 330	1 236 373	172 186	925 494
Almaty	272 665	2 150 447	246 798	1 612 706
Atyrau	138 807	2 448 279	146 031	2 430 347
Batys Kazakhstan	122 171	1 347 796	129 908	1 200 592
Zhambyl	165 353	765 505	164 607	595 974
Zhetisu	107 331	566 297	104 723	491 458
Karagandy	236 227	1 973 819	231 677	1 222 506
Kostanay	167 613	1 113 791	160 664	899 911
Kyzylorda	113 095	608 524	116 832	432 945
Mangystau	147 427	1 150 846	147 435	1 020 784
Pavlodar	140 184	914 202	139 041	749 674
Soltustik Kazakhstan	106 756	672 299	109 296	476 302
Turkistan	296 210	1 362 726	287 368	916 258
Ulytau	30 896	160 609	30 081	134 098
Shygys Kazakhstan	152 753	1 111 538	154 209	828 120
Astana city	541 473	8 326 824	508 567	6 664 140
Almaty city	1 007 445	13 207 337	941 827	10 915 145
Shymkent city	250 437	2 027 240	226 513	1 498 864

Dynamic tables:[Number of registered SME entities by region](#)[Number of active SME entities by region](#)[Number of people employed in SME by regions](#)[Output of products by SME by region](#)**Share of employed in SME in the economically active population
for January-June of 2025**

in percentages



SMEs account for 45,5% of the total economically active population of the country. The largest share in the regional context prevails in Almaty and Astana. The smallest share was recorded in the Zhambyl region.

SME by type of economic activity

The number of registered SME entities as of July 1, 2025 amounted to 2328,8 thousand units and increased by 4,9% compared to the corresponding date in 2024—2219,1 thousand units.

The number of operating SME entities as of July 1, 2025 amounted to 2125,0 thousand units and increased by 4,7% compared to the same period in 2024—2028,8 thousand units.

The number of people employed in SME as of July 1, 2025 amounted to 4434,5 thousand people, which is 3,9% more.

The output of products by SME entities for January-June 2025 amounted to 42707,8 billion tenge and increased by 12,9% compared to the corresponding January-June 2024 (based on the CPI).

Main performance indicators of SME entities by type of economic activity

	Number of registered SME entities, units		Number of active SME entities, units		Number of people employed in SME, pers.		Output of products by SME entities, million tenge	
	as of July 1, 2025	as of July 1, 2024	as of July 1, 2025	as of July 1, 2024	as of July, 2025	as of July 1, 2024	for January-June 2025	for January-June 2024
Total	2 328 798	2 219 058	2 125 003	2 028 794	4 434 468	4 266 952	42 707 762	34 266 817
Agriculture, forestry and fisheries	297 936	312 665	284 619	299 577	456 727	474 200	1 625 568	1 173 285
Industry	131 695	132 187	119 097	119 820	454 311	433 075	7 145 657	5 848 405
Mining industry and quarrying	6 377	6 049	5 403	5 037	44 041	41 727	1 624 647	1 601 496
Processing industry	118 477	119 384	107 767	109 035	372 746	354 156	4 992 690	3 720 766
Supply of electricity, gas, steam, hot water and air conditioning	2 345	2 370	2 014	2 026	13 756	16 229	374 938	402 069
Water supply; collection, treatment and disposal of waste, activities for the elimination of pollution	4 496	4 384	3 913	3 722	23 768	20 963	153 382	124 074
Construction	133 449	123 336	111 500	101 766	356 516	336 744	6 392 252	4 797 440
Wholesale and retail trade; car and motorcycle repair	818 670	793 659	739 854	723 121	1 330 766	1 286 239	12 629 477	10 260 219
Transport and warehousing	176 502	111 873	167 240	102 008	302 160	228 809	2 987 638	2 465 872
Provision of accommodation and food services	59 390	55 548	54 240	50 618	167 664	149 377	1 089 742	935 391
Information and communication	37 547	35 450	33 072	31 479	96 636	97 042	1 367 005	1 274 261
Financial and insurance activities	7 197	7 424	4 991	5 115	20 374	26 378	664 462	463 990
Operations with real estate	115 459	109 585	109 419	103 669	201 137	199 956	1 848 830	1 453 068
Professional, scientific and technical activities	66 112	64 196	57 410	55 982	157 279	155 542	1 848 696	1 446 073
Activities in the field of administrative and support services	68 144	63 102	61 613	57 073	197 048	200 145	1 211 658	1 324 149
Education	51 158	46 022	47 801	43 079	166 246	159 971	625 103	494 756
Public health and social services	21 320	20 201	19 851	18 868	96 231	92 287	588 767	439 137
Arts, entertainment and recreation	21 668	20 148	19 466	18 162	42 640	39 340	739 749	577 281
Provision of other types of services	322 551	323 662	294 830	298 457	388 733	387 847	1 943 158	1 313 490

Dynamic tables:

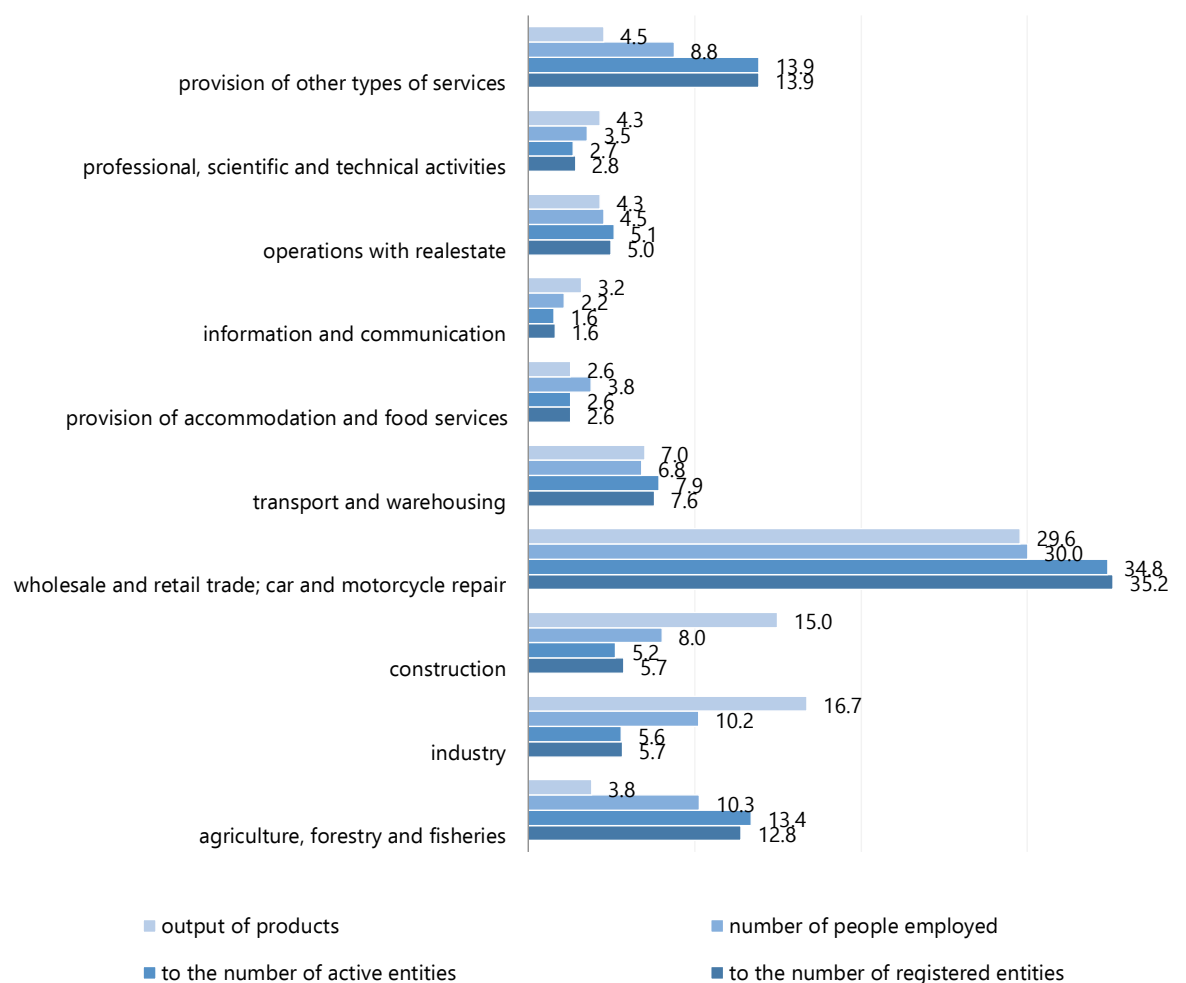
[Number of registered SME entities by FEA](#)

[Number of active SME by FEA](#)

[Number of people employed in SME by FEA](#)

[Output of products by SME by FEA](#)

**The structure of the main performance indicators of SME entities in the context of FEA
for January-June of 2025**



The largest share of the number of entities, the number of employees and output prevails in the industry “Wholesale and retail trade; repair of cars and motorcycles»

2. Contribution of SME to the national economy

According to official statistics, the share of SMEs in GDP in January-June 2025 in the republic amounted to 39,8% and increased by 1,6 percentage points compared to the corresponding period last year.

Share of SME in GDP (GRP)

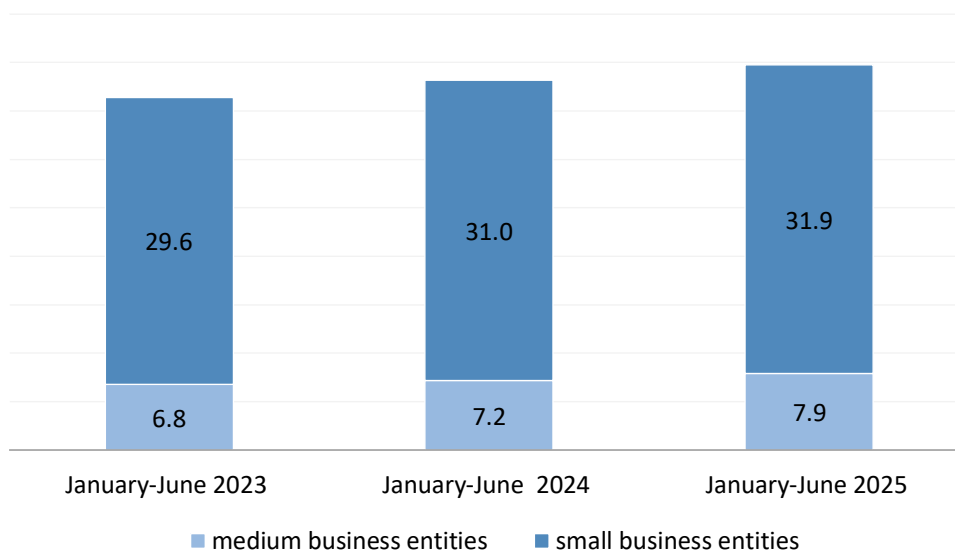
	for January-June 2025		for January-June 2024	
	GVA SME, million tenge	share in GDP (GRP), in percentages	GVA SME, million tenge	share in GDP (GRP), in percentages
Republic of Kazakhstan	24 404 364,2	39,8	20 009 911,2	38,2
Abay	243 692,4	18,0	233 051,2	17,9
Akmola	551 265,1	30,8	494 041,6	30,8
Aktobe	686 133,6	27,6	616 379,0	26,9
Almaty	1 329 466,2	45,1	1 080 513,7	44,9
Atyrau	1 585 572,0	21,2	1 399 523,1	21,0
Batys Kazakhstan	810 604,9	36,7	773 181,9	36,0
Zhambyl	348 181,0	22,5	329 407,7	23,5
Zhetisu	282 028,5	29,5	259 278,5	33,2
Karagandy	683 085,0	18,7	587 876,7	17,8
Kostanay	567 668,2	28,2	490 618,1	27,7
Kyzylorda	279 973,2	20,1	265 131,2	20,4
Mangystau	770 732,1	31,2	695 967,0	31,4
Pavlodar	470 101,7	21,9	392 079,5	21,6
Soltustik Kazakhstan	333 568,6	31,6	299 117,6	31,0
Turkistan	594 636,7	28,9	511 179,5	29,1

Ulytau	70 105,9	6,9	58 466,7	7,3
Shygy's Kazakhstan	579 135,6	26,2	465 403,4	24,4
Astana city	4 913 799,1	72,3	3 932 498,2	72,1
Almaty city	8 015 738,8	59,2	6 103 972,0	57,3
Shymkent city	1 288 875,9	57,6	1 022 224,6	56,4

Dynamic tables:

The gross value added of SMEs

Share of SME in GDP by small and medium enterprises



In the context of the categories of entities, 31,9% is the share of small business and 7,9% is the share of medium business.

3 . Glossary

Individual entrepreneurship - an independent, initiative activity of citizens of the Republic of Kazakhstan, kandas, aimed at obtaining net income, based on the property of individuals themselves and carried out on behalf of individuals, at their risk and under their property responsibility.

A peasant or farm enterprise - a labor association of people in which the implementation of individual entrepreneurship is inextricably linked with the use of agricultural land for the production of agricultural products, as well as the processing and marketing of these products.

Type of economic activity - an activity in which equipment, labor, production processes, information networks and products are combined, which leads to the creation of homogeneous products (goods, services). The type of economic activity is characterized by costs, the production process and the products produced. Each registered small business entity is assigned the type of economic activity that provides the greatest increase in value added, i.e. is basic.

Output - the cost of all manufactured products and services rendered at producer prices.

4 . Methodological notes

Small and medium enterprises include legal entities, individual entrepreneurs and peasant or farm enterprises, whose activities are regulated by the Entrepreneurial Code of the Republic of Kazakhstan.

Small business entities include individual entrepreneurs without forming a legal entity and legal entities engaged in entrepreneurship, with an average annual number of employees of not more than one hundred people and an average annual income of not more than three hundred thousand times the monthly calculation index established by the law on the republican budget and effective as of January 1 of the corresponding financial year.

Medium enterprises include individual entrepreneurs and legal entities engaged in entrepreneurship, not related to small and large enterprises.

5 . Links to related publications

[Small and medium enterprises in the Republic of Kazakhstan \(spreadsheets\)](#)

6 . Useful links

[Methodology for calculating the indicators of small and medium enterprises](#)

[Small and medium business, Information and analytical system "Taldau"](#)

Responsible for release: Department of National Accounts	Director of the Department: A.Nakipbekov Tel. +7 7172 749717	Executor: S.Zhunusova,N.Kozhanov Tel. +7 7172 749330, +7 7172 749814 E-mail: sa.zhunusova@aspire.gov.kz n.kozhanov@aspire.gov.kz	Address: 010000, Astana city Mangilik el avenue, 8 House of Ministries, Entrance 4
--	---	---	--
