

Foreign trade turnover of the Republic of Kazakhstan

Date of publication: 15.10.2025

Date of next publication: 17.11.2025

1. [Key points](#)

[Foreign trade in goods](#)

[Mutual trade with the EAEU countries](#)

2. [Dynamics of foreign trade turnover](#)

3. [Glossary](#)

4. [Methodological notes](#)

5. [Links to related publications](#)

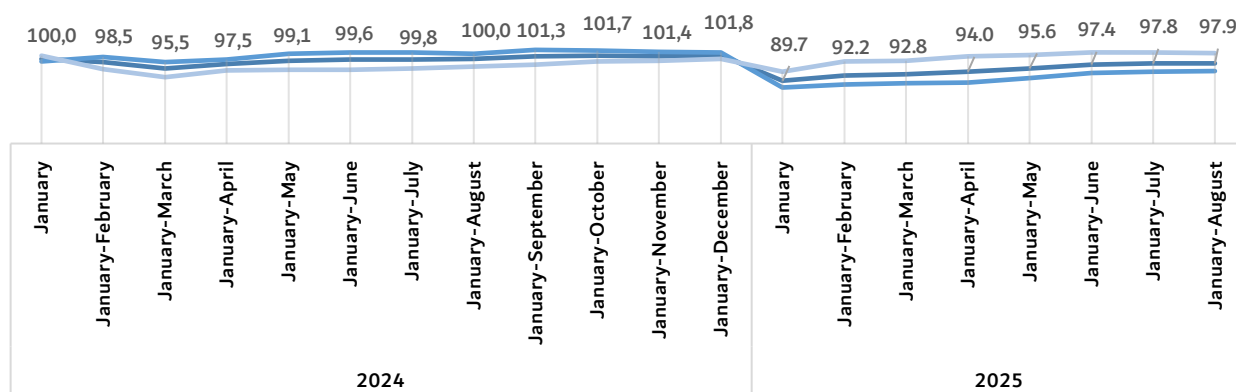
6. [Useful links](#)

1. Key points

The foreign trade turnover of Kazakhstan in January-August 2025 amounted to 90248,3 million US dollars and decreased by 2,1% compared to January-August 2024 in nominal terms, including exports – 50188 million US dollars (in nominal terms by 5,7% less), imports – 40060,2 million US dollars (2,8% more in nominal terms).

Dynamics of foreign trade turnover of the Republic of Kazakhstan

as a percentage of the corresponding period of the previous year



Mutual trade of Kazakhstan with the EAEU countries

In January-August 2025 the mutual trade of the Republic of Kazakhstan with EAEU countries amounted to 19172,3 million US dollars, which in nominal terms is 3,5% less than in January-August 2024.

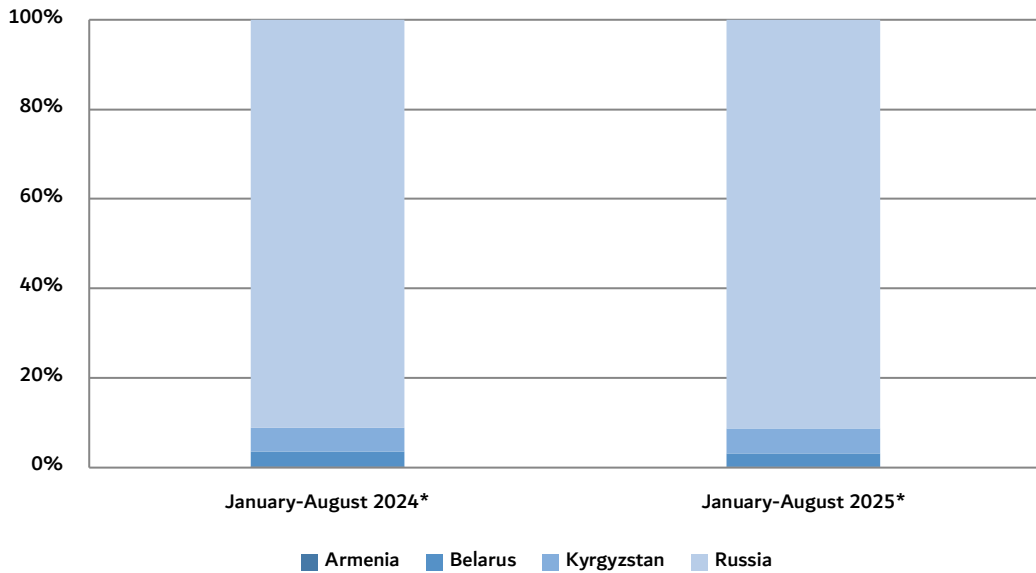
In January-August 2025 export of goods amounted to 6492,8 million US dollars (decreased on 9,3%), import – 12679,5 million US dollars (decreased on 0,2%).

In general volume of external trade turnover of the Republic of Kazakhstan with the countries of the EAEU falls to the Russian Federation–88,8%, then follows the Kyrgyz Republic–7,2%, the Republic of Belarus–3,9%, the Republic of Armenia–0,2%.

2. Dynamics of foreign trade turnover

The share of countries in the total volume of foreign trade turnover of the Republic of Kazakhstan with the EAEU countries

in percentages

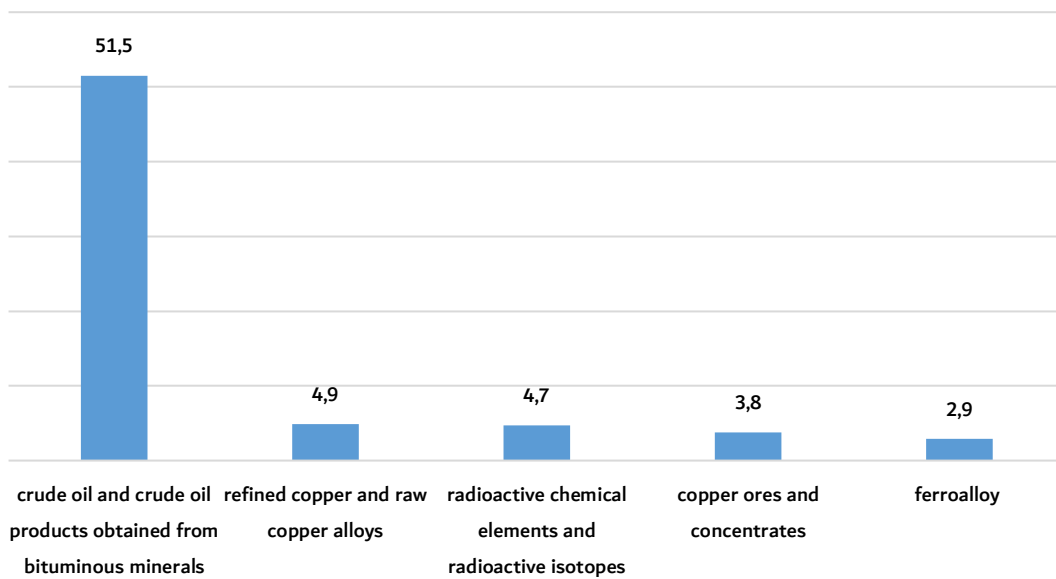


The main share of goods in the export of the Republic of Kazakhstan in January-August 2025 falls on such goods as: crude oil and crude oil products obtained from bituminous minerals (51,5%), refined copper and raw copper alloys (4,9%), radioactive chemical elements and radioactive isotopes (4,7%), copper ores and concentrates (3,8%), ferroalloy (2,9%).

In terms of imports of the Republic of Kazakhstan, the passenger cars (4,3%), medicinal products (3,1%), body for motor vehicles (2,3%), telephone sets (2,2%), parts and accessories of motor vehicles (2,1%).

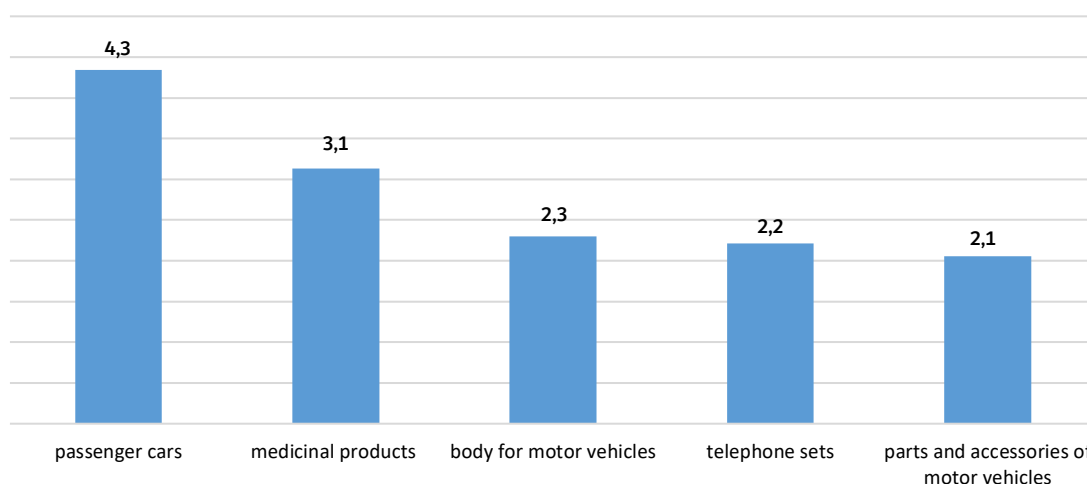
Export from Kazakhstan 50188 million US dollars

in percentages



Import to Kazakhstan 40060,2 million US dollars

in percentages

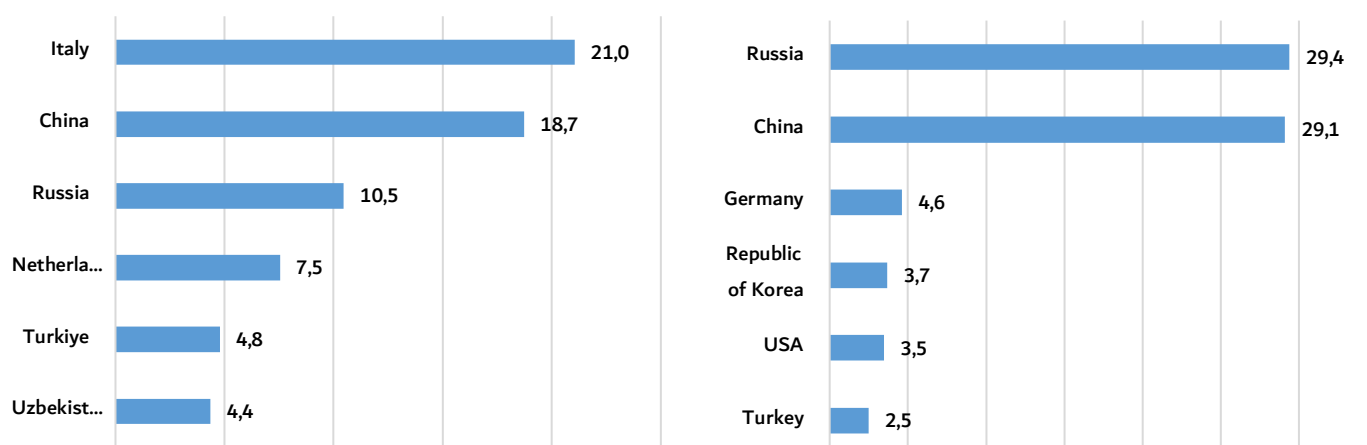


The main export partner countries of the Republic of Kazakhstan are: Italy (21%), China (18,7%), Russia (10,5%), Netherlands (7,5%), Turkey (4,8%), Uzbekistan (4,4%).

The main countries partners of the Republic of Kazakhstan in imports are: Russia (29,4%), China (29,1%), Germany (4,6%), Republic of Korea (3,7%), USA (3,5%), Turkey (2,5%).

Countries partners

as a percentage of the total



3. Glossary

Foreign trade in goods - the import and export of goods between a Member State and third countries.

Mutual trade in goods - import and export of goods between Member States.

Export of goods - the export from the territory of one Member State to the territory of another Member State of goods that reduce the stock of material resources of the Member State.

Import of goods - importation into the territory of a Member State from the territory of another Member State of goods that are added to the stocks of material resources of the Member State.

4. Methodological notes

Mutual trade statistics are formed on the basis of statistical reporting data 1-TS "Report on mutual trade in goods with the member states of the Eurasian Economic Union" by the Bureau of National Statistics of the Agency for Strategic Planning and Reforms of the Republic of Kazakhstan in accordance with the provisions contained in the official publication of the UN Statistics Division " Statistics of International Trade in Goods: A Guide for Compilers" and the Unified Methodology for Maintaining Statistics of Mutual Trade and Customs Statistics of Foreign Trade in Goods of the Member States of the Eurasian Economic Union, approved by the Decision of the Board of the Eurasian Economic Commission dated December 25, 2018 No. 210.

The Commodity Nomenclature of Foreign Economic Activity of the Eurasian Economic Union is used as a classifier of goods.

Accounting for goods in the statistics of mutual trade in goods is carried out mainly on the basis of a common trade system, which involves accounting for all goods transferred between Member States that are added to the stocks of material resources of the Member States as a result of their importation into the territory of one Member State from the territory of another Member State or reduce the stocks of material resources of the Member States as a result of their export from the territory of one Member State to the territory of another Member State.

5. Spreadsheets

[Foreign trade turnover of the Republic of Kazakhstan](#)

[The structure of export and import of goods](#)

[The structure of exports and imports of goods of the Republic of Kazakhstan with the EAEU](#)

[The main indicators of foreign trade](#)

[Export and import of meat and meat products](#)

[Regions of the Republic of Kazakhstan according to the statistics of mutual trade](#)

[RK by 4, 6, 10 CNFEA signs of the EAEU in the context of product-country for 2025](#)

[RK by 4, 6, 10 CNFEA signs of the EAEU in the context of the country-commodity for 2025](#)

[The main indicators of mutual trade of the Republic of Kazakhstan by regions in 2025](#)

[Foreign trade turnover of the Republic of Kazakhstan by regions](#)

[Dynamics of foreign trade turnover](#)

[Agro-Industrial complex](#)

[Export and import of services in the Republic of Kazakhstan](#)

[Export and import of Kazakhstan for food products](#)

[Export and import of processed agricultural products](#)

[Export and import of livestock products](#)

[Export and import of crop products](#)

[On foreign and mutual trade of the Republic of Kazakhstan in goods by countries](#)

[Results of the WTO RK](#)

[Commodity structure of exports and imports](#)

**January-August 2025 – preliminary data.*

Responsible for release: Department of Services and Energy Statistics	Director of the Department: M. Missyura Tel.: +7 7172 74 90 60	Executor: G.Zhursynbekova Tel.:+7 7172 74 93 96 E-mail: g.zhursinbekova@aspire.gov.kz	Address: 010000, Astana city Mangilik el avenue, 8 House of Ministries, entrance 4
--	---	---	---

©Agency for Strategic Planning and Reforms of the Republic of Kazakhstan Bureau of National statistic