

Youth of Kazakhstan

2020-2024



**Agency for Strategic planning and reforms of the Republic of Kazakhstan
Bureau of National statistics**

Youth of Kazakhstan

2020-2024

Statistical compilation

Astana 2025

Youth of Kazakhstan / Statistical compilation / in English / 136 pages.

Agency for strategic planning and reforms of the Republic of Kazakhstan
Bureau of National Statistics

The electronic version is available on the Internet-resource of the Bureau of National Statistics of the Agency for Strategic Planning and Reforms of the Republic of Kazakhstan www.stat.gov.kz.

Address: 010000, Republic of Kazakhstan
Astana city, Mangilik el avenue, 8
House of Ministries, Entrance 4
Agency for Strategic Planning and Reforms
of the Republic of Kazakhstan
Bureau of National Statistics
Unified contact center: 1446
Electronic address: e.stat@aspire.gov.kz
Internet-resource: <http://stat.gov.kz>

Conventional designations:

-- no case

0.0 - insignificant value

... - no data available

In some cases, minor discrepancies between the total and the sum of the terms are explained by the rounding of the data.

Foreword

This statistical compilation «Youth of Kazakhstan» presents the main statistical indicators on the change in Number of young people, age and gender composition, data on fertility and mortality, marriage and divorce rates, migration, and also reflects information on delinquency, health, education and the situation on the labor market among young people in the Republic of Kazakhstan for 2020-2024.

Content

1. Number and composition of youth.....	6
2. Marriages and divorces.....	11
3. Fertility.....	28
4. Mortality.....	57
5. Migration.....	76
6. Health.....	107
7. Labor market.....	119
9. Education.....	124
10. Civil service.....	133
Methodological notes.....	134

1. Number and composition of youth

1.1 Number of youth

at the beginning of the year

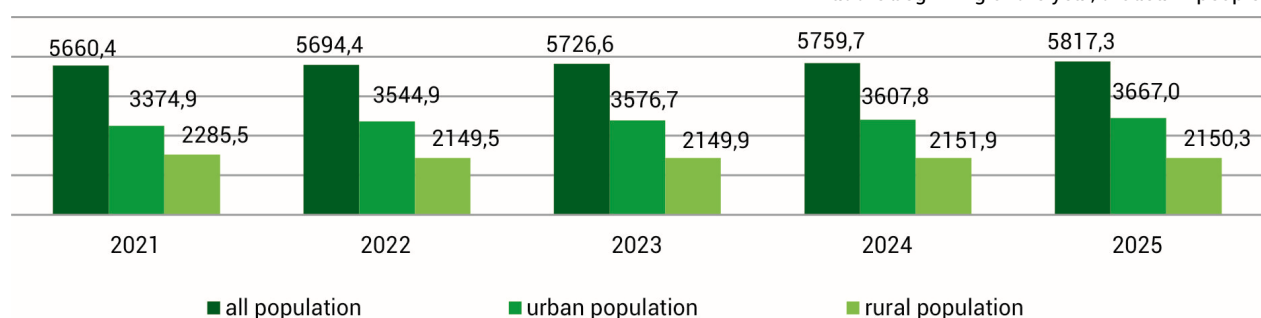
	Number of population aged 14-34, people				
	2021	2022	2023	2024	2025
Republic of Kazakhstan	5 660 361	5 694 358	5 726 559	5 759 695	5 817 339
Abay	179 902	155 734	153 428	152 091	150 217
Akmola	208 007	214 344	212 226	210 601	209 209
Aktobe	273 548	267 103	266 789	266 835	267 724
Almaty	396 360	422 422	426 116	429 296	436 134
Atyrau	199 560	205 616	206 413	207 591	208 751
Batys Kazakhstan	192 354	189 459	187 635	186 578	185 516
Zhambyl	333 713	351 501	354 039	355 783	357 175
Zhetisu	184 807	190 259	187 942	186 895	186 132
Karagandy	331 767	313 676	309 257	306 187	303 400
Kostanay	250 123	225 019	220 122	216 399	213 309
Kyzylorda	248 619	243 083	244 865	246 457	248 279
Mangystau	220 853	226 691	231 137	234 986	240 031
Pavlodar	205 780	198 139	194 933	192 302	189 671
Soltustik Kazakhstan	143 748	137 554	134 244	131 332	128 098
Turkistan	633 411	643 580	654 362	663 261	671 452
Ulytau	65 578	61 628	61 042	60 688	60 364
Shygys Kazakhstan	191 948	180 181	176 692	173 353	170 803
Astana city	372 622	427 020	440 600	455 707	481 630
Almaty city	672 564	665 349	682 979	695 624	712 368
Shymkent city	355 097	376 000	381 738	387 729	397 076

Continuation

	As a percentage of total population				
	2021	2022	2023	2024	2025
Republic of Kazakhstan	30,0	29,2	29,0	28,7	28,7
Abay	28,1	25,5	25,1	25,0	24,9
Akmola	28,3	27,3	26,9	26,7	26,6
Aktobe	30,6	29,1	28,7	28,4	28,2
Almaty	28,1	28,6	28,3	28,0	28,0
Atyrau	30,4	30,2	29,8	29,5	29,4
Batys Kazakhstan	29,1	27,7	27,3	26,9	26,7
Zhambyl	29,3	29,1	29,1	29,1	29,2
Zhetisu	27,9	27,2	26,9	26,8	26,8
Karagandy	28,9	27,6	27,3	27,0	26,8
Kostanay	29,0	26,9	26,4	26,1	25,8
Kyzylorda	30,5	29,5	29,4	29,3	29,3
Mangystau	30,7	30,4	30,1	29,9	29,8
Pavlodar	27,4	26,2	25,8	25,5	25,3
Soltustik Kazakhstan	26,5	25,5	25,1	24,8	24,5
Turkistan	31,0	30,8	30,9	31,0	31,2
Ulytau	28,9	27,9	27,6	27,4	27,3
Shygys Kazakhstan	26,5	24,6	24,2	23,8	23,6
Astana city	31,3	33,0	32,5	31,9	31,5
Almaty city	33,9	31,7	31,6	31,2	31,1
Shymkent city	33,1	32,3	32,0	31,7	31,6

Number of youth

at the beginning of the year, thousand people



1.2 Number of youth by gender

at the beginning of the year, people

	Total					Men					Women				
	2021	2022	2023	2024	2025	2021	2022	2023	2024	2025	2021	2022	2023	2024	2025
	All population														
Republic of Kazakhstan	5 660 361	5 694 358	5 726 559	5 759 695	5 817 339	2 859 320	2 896 665	2 915 949	2 937 192	2 969 485	2 801 041	2 797 693	2 810 610	2 822 503	2 847 854
Abay	179 902	155 734	153 428	152 091	150 217	92 558	80 744	79 749	79 274	78 209	87 344	74 990	73 679	72 817	72 008
Akmola	208 007	214 344	212 226	210 601	209 209	108 264	111 236	110 212	109 583	109 285	99 743	103 108	102 014	101 018	99 924
Aktobe	273 548	267 103	266 789	266 835	267 724	137 120	136 736	136 770	137 154	137 637	136 428	130 019	130 019	129 681	130 087
Almaty	396 360	422 422	426 116	429 296	436 134	203 584	217 279	219 897	222 041	226 511	192 776	205 143	206 219	207 255	209 623
Atyrau	199 560	205 616	206 413	207 591	208 751	101 871	104 849	105 395	106 261	107 206	97 689	100 767	101 018	101 330	101 545
Batys Kazakhstan	192 354	189 459	187 635	186 578	185 516	98 602	97 610	96 938	96 648	96 227	93 752	91 849	90 697	89 930	89 289
Zhambyl	333 713	351 501	354 039	355 783	357 175	172 436	180 729	182 658	184 048	185 264	161 277	170 772	171 381	171 735	171 911
Zhetisu	184 807	190 259	187 942	186 895	186 132	97 190	98 391	97 348	96 891	96 716	87 617	91 868	90 594	90 004	89 416
Karagandy	331 767	313 676	309 257	306 187	303 400	168 266	160 966	159 073	157 827	156 492	163 501	152 710	150 184	148 360	146 908
Kostanay	250 123	225 019	220 122	216 399	213 309	127 744	116 999	114 701	112 863	111 308	122 379	108 020	105 421	103 536	102 001
Kyzylorda	248 619	243 083	244 865	246 457	248 279	129 282	125 996	127 216	128 293	129 644	119 337	117 087	117 649	118 164	118 635
Mangystau	220 853	226 691	231 137	234 986	240 031	112 652	115 382	117 609	119 741	122 558	108 201	111 309	113 528	115 245	117 473
Pavlodar	205 780	198 139	194 933	192 302	189 671	105 029	101 791	100 335	99 254	97 954	100 751	96 348	94 598	93 048	91 717
Soiltustik Kazakhstan	143 748	137 554	134 244	131 332	128 098	75 640	71 975	70 333	68 869	67 207	68 108	65 579	63 911	62 463	60 891
Turkistan	633 411	643 580	654 362	663 261	671 452	334 748	338 292	344 484	350 023	354 227	298 663	305 288	309 878	313 238	317 225
Ulytau	65 578	61 628	61 042	60 688	60 364	34 160	31 857	31 522	31 203	31 146	31 418	29 771	29 520	29 485	29 218
Shygyys Kazakhstan	191 948	180 181	176 692	173 353	170 803	98 263	94 109	92 402	90 788	89 511	93 685	86 072	84 290	82 565	81 292
Astana city	372 622	427 020	440 600	455 707	481 630	178 239	207 604	213 403	220 485	232 365	194 383	219 416	227 197	235 222	249 265
Almaty city	672 564	665 349	682 979	695 624	712 368	310 870	319 609	327 938	334 670	343 132	361 694	345 740	355 041	360 954	369 236
Shymkent city	355 097	376 000	381 738	387 729	397 076	172 802	184 511	187 966	191 276	196 886	182 295	191 489	193 772	196 453	200 190
	Urban population														
Republic of Kazakhstan	3 374 865	3 544 859	3 576 656	3 607 812	3 666 998	1 654 577	1 761 005	1 777 693	1 795 484	1 826 127	1 720 288	1 783 854	1 798 963	1 812 328	1 840 871
Abay	115 257	96 373	95 884	95 538	95 381	57 386	49 132	49 110	49 101	48 926	57 871	47 241	46 774	46 437	46 455
Akmola	101 844	119 866	119 142	118 689	118 783	51 556	60 529	60 214	60 222	60 426	50 288	59 337	58 928	58 467	58 357
Aktobe	194 151	198 237	198 840	199 471	201 849	95 131	99 399	99 816	100 370	101 639	99 020	98 838	99 024	99 101	100 210
Almaty	45 530	80 721	81 043	81 409	81 794	23 328	41 610	41 766	41 977	42 217	22 202	39 111	39 277	39 432	39 577
Atyrau	106 790	111 941	111 971	112 712	112 844	53 404	55 706	55 825	56 349	56 679	53 386	56 235	56 146	56 363	56 165
Batys Kazakhstan	98 521	105 623	104 696	104 285	105 297	48 615	52 625	52 379	52 286	52 932	49 906	52 998	52 317	51 999	52 365
Zhambyl	126 062	146 899	147 955	148 610	150 118	63 495	73 559	74 228	74 807	75 750	62 567	73 340	73 727	73 803	74 368
Zhetisu	71 993	83 896	83 271	82 837	83 035	37 003	42 215	41 830	41 693	41 891	34 990	41 681	41 441	41 144	41 144
Karagandy	266 493	254 302	251 495	249 881	248 686	133 005	128 620	127 514	126 969	126 486	133 488	125 682	123 981	122 912	122 200
Kostanay	145 638	137 946	136 053	134 320	133 451	72 368	70 028	69 197	68 426	67 875	73 270	67 918	66 856	65 894	65 576
Kyzylorda	106 178	111 193	111 556	111 829	113 052	54 579	56 064	56 430	56 651	57 467	51 599	55 129	55 126	55 178	55 585
Mangystau	89 258	99 246	101 477	103 438	105 997	45 299	49 456	50 253	51 076	52 272	43 959	49 790	51 224	52 362	53 725
Pavlodar	144 626	139 847	137 598	135 589	134 177	72 097	70 446	69 509	68 712	68 008	72 529	69 401	68 089	66 877	66 169
Soiltustik Kazakhstan	71 126	68 020	67 013	65 857	64 998	35 147	34 677	34 332	33 896	33 583	35 979	33 343	32 681	31 961	31 415
Turkistan	114 578	154 386	157 861	161 059	164 604	61 945	79 236	81 274	83 005	84 644	52 633	75 150	76 587	78 054	79 960
Ulytau	49 787	48 460	48 067	47 844	47 545	25 780	24 735	24 510	24 358	24 277	24 007	23 725	23 557	23 486	23 268
Shygyys Kazakhstan	126 750	119 534	117 417	115 384	114 313	62 528	61 244	60 199	59 155	58 672	64 222	58 290	57 218	56 229	55 641

	Total										Men					Women				
	2021	2022	2023	2024	2025	2021	2022	2023	2024	2025	2021	2022	2023	2024	2025	2021	2022	2023	2024	2025
Astana city	372 622	427 020	440 600	455 707	481 630	178 239	207 604	213 403	220 485	232 365	194 383	219 416	227 197	235 222	249 265	194 383	219 416	227 197	235 222	249 265
Almaty city	672 564	665 349	682 979	695 624	712 368	310 870	319 609	327 938	334 670	343 132	361 694	345 740	355 041	360 954	369 236	361 694	345 740	355 041	360 954	369 236
Shymkent city	355 097	376 000	381 738	387 729	397 076	172 802	184 511	187 966	191 276	196 886	182 295	191 489	193 772	196 453	200 190	182 295	191 489	193 772	196 453	200 190
Republic of Kazakhstan	2 285 496	2 149 499	2 149 903	2 151 883	2 150 341	1 204 743	1 135 660	1 138 256	1 141 708	1 143 358	1 080 753	1 013 839	1 011 647	1 010 175	1 006 983	1 080 753	1 013 839	1 011 647	1 010 175	1 006 983
Abay	64 645	59 361	57 544	56 553	54 836	35 172	31 612	30 639	30 173	29 283	29 473	27 749	26 905	26 380	25 553	29 473	27 749	26 905	26 380	25 553
Akmola	106 163	94 478	93 084	91 912	90 426	56 708	50 707	49 998	49 361	48 859	49 455	43 771	43 086	42 551	41 567	49 455	43 771	43 086	42 551	41 567
Aktobe	79 397	68 866	67 949	67 364	65 875	41 989	37 337	36 954	36 784	35 998	37 408	31 529	30 995	30 580	29 877	37 408	31 529	30 995	30 580	29 877
Almaty	350 830	341 701	345 073	347 887	354 340	180 256	175 669	178 131	180 064	184 294	170 574	166 032	166 942	167 823	170 046	170 574	166 032	166 942	167 823	170 046
Atyrau	92 770	93 675	94 442	94 879	95 907	48 467	49 143	49 570	49 912	50 527	44 303	44 532	44 872	44 967	45 380	44 303	44 532	44 872	44 967	45 380
Batys Kazakhstan	93 833	83 836	82 939	82 293	80 219	49 987	44 985	44 559	44 362	43 295	43 846	38 851	38 380	37 931	36 924	43 846	38 851	38 380	37 931	36 924
Zhambyl	207 651	204 602	206 084	207 173	207 057	108 941	107 170	108 430	109 241	109 514	98 710	97 432	97 654	97 932	97 543	98 710	97 432	97 654	97 932	97 543
Zhetisu	112 814	106 363	104 671	104 058	103 097	60 187	56 176	55 518	55 198	54 825	52 627	50 187	49 153	48 860	48 272	52 627	50 187	49 153	48 860	48 272
Karagandy	65 274	59 374	57 762	56 306	54 714	35 261	32 346	31 559	30 858	30 006	30 013	27 028	26 203	25 448	24 708	30 013	27 028	26 203	25 448	24 708
Kostanay	104 485	87 073	84 069	82 079	79 858	55 376	46 971	45 504	44 437	43 433	49 109	40 102	38 565	37 642	36 425	43 433	40 102	38 565	37 642	36 425
Kyzylorda	142 441	131 890	133 309	134 628	135 227	74 703	69 932	70 786	71 642	72 177	67 738	61 958	62 523	62 986	63 050	67 738	61 958	62 523	62 986	63 050
Mangystau	131 595	127 445	129 660	131 548	134 034	67 353	65 926	67 356	68 665	70 286	64 242	61 519	62 304	62 883	63 748	64 242	61 519	62 304	62 883	63 748
Pavlodar	61 154	58 292	57 335	56 713	55 494	32 932	31 345	30 826	30 542	29 946	28 222	26 947	26 509	26 171	25 548	28 222	26 947	26 509	26 171	25 548
Soltustik Kazakhstan	72 622	69 534	67 231	65 475	63 100	40 493	37 298	36 001	34 973	33 624	31 129	32 236	31 230	30 502	29 476	33 624	31 129	32 236	31 230	30 502
Turkistan	518 833	489 194	496 501	502 202	506 848	272 803	259 056	263 210	267 018	269 584	246 030	230 138	233 291	235 184	237 265	246 030	230 138	233 291	235 184	237 265
Ulytau	15 791	13 168	12 975	12 844	12 819	8 380	7 122	7 012	6 845	6 869	7 411	6 046	5 963	5 950	5 950	7 411	6 046	5 963	5 950	5 950
Shygyys Kazakhstan	65 198	60 647	59 275	57 969	56 490	35 735	32 865	32 203	31 633	30 839	29 463	27 782	27 072	26 336	25 651	30 839	27 782	27 072	26 336	25 651

1.3 Number of youth by age and gender

at the beginning of the year, people

Age	Total										Men					Women				
	2021	2022	2023	2024	2025	2021	2022	2023	2024	2025	2021	2022	2023	2024	2025	2021	2022	2023	2024	2025
14-34	5 660 361	5 694 358	5 726 559	5 759 695	5 817 339	2 859 320	2 896 665	2 915 949	2 937 192	2 969 485	2 801 041	2 797 693	2 810 610	2 822 503	2 847 854	2 801 041	2 797 693	2 810 610	2 822 503	2 847 854
14	285 618	327 236	359 635	354 310	363 463	146 893	167 869	184 549	182 613	186 487	138 725	159 367	175 086	171 697	176 976	138 725	159 367	175 086	171 697	176 976
15	266 788	299 068	326 812	359 480	354 207	136 896	153 248	167 619	184 495	182 512	129 892	145 820	159 193	174 985	171 695	129 892	145 820	159 193	174 985	171 695
16	263 753	276 836	299 016	326 998	360 214	136 067	141 953	153 223	167 709	184 850	127 686	134 883	145 793	159 289	175 364	127 686	134 883	145 793	159 289	175 364
17	242 262	270 915	276 707	298 991	327 119	124 191	138 993	141 905	153 199	167 742	118 071	131 922	134 802	145 792	159 377	118 071	131 922	134 802	145 792	159 377
18	230 153	248 858	270 749	276 706	299 118	117 584	127 463	138 867	141 911	153 287	112 569	121 395	131 882	134 795	145 831	112 569	121 395	131 882	134 795	145 831
19	219 250	235 371	248 810	270 842	277 097	112 408	119 837	127 406	138 898	142 128	106 842	115 534	121 404	131 944	134 969	106 842	115 534	121 404	131 944	134 969
20	221 847	224 191	235 390	248 901	271 215	113 309	114 523	119 814	127 440	139 125	108 538	109 668	115 576	121 461	132 090	108 538	109 668	115 576	121 461	132 090
21	215 680	221 987	224 179	235 525	249 226	110 699	112 867	114 493	119 885	127 599	104 981	109 120	109 686	115 640	121 627	104 981	109 120	109 686	115 640	121 627
22	221 593	217 984	222 032	224 417	235 936	113 450	111 517	112 866	114 605	120 132	108 143	106 467	109 166	109 812	115 804	108 143	106 467	109 166	109 812	115 804
23	223 103	223 823	217 998	222 321	224 803	113 572	114 583	111 478	113 032	114 819	109 531	109 240	106 520	109 289	109 984	109 531	109 240	106 520	109 289	109 984
24	240 585	227 954	223 839	218 253	222 715	122 587	115 683	114 545	111 625	113 240	117 998	112 271	109 294	106 628	109 475	117 998	112 271	109 294	106 628	109 475
25	255 662	242 236	228 010	224 103	218 647	130 212	123 162	115 704	114 703	111 878	125 450	119 074	112 306	109 400	106 769	125 450	119 074	112 306	109 400	106 769
26	274 521	258 715	242 208	228 303	224 563	139 753	131 659	123 100	115 870	114 973	134 768	127 056	119 108	112 433	109 590	134 768	127 056	119 108	112 433	109 590

Continuation

Age	Total										Men					Women				
	2021	2022	2023	2024	2025	2021	2022	2023	2024	2025	2021	2022	2023	2024	2025	2021	2022	2023	2024	2025
27	281 481	278 557	258 697	242 508	228 709	143 075	141 675	131 616	123 265	116 133	138 406	136 882	127 081	119 243	112 576					
28	294 788	279 703	278 511	258 987	242 926	149 208	142 230	141 642	131 788	123 543	145 580	137 473	136 869	127 199	119 383					
29	305 359	292 957	279 499	278 723	259 475	152 416	148 336	142 092	141 786	132 103	152 943	144 621	137 407	136 937	127 372					
30	323 248	300 940	292 717	279 720	279 017	159 330	151 957	148 210	142 245	141 983	163 918	148 983	144 507	137 475	137 034					
31	325 070	305 189	300 664	292 827	280 065	160 125	154 225	151 785	148 269	142 490	164 945	150 964	148 879	144 558	137 575					
32	329 475	312 882	304 735	300 760	293 074	161 349	158 331	153 978	151 861	148 432	168 126	154 551	150 757	148 899	144 642					
33	323 794	324 720	312 316	304 730	300 900	159 821	163 431	157 991	153 994	151 952	163 973	161 289	154 325	150 736	148 948					
34	316 331	324 236	324 035	312 290	304 850	156 375	163 123	163 066	157 999	154 077	159 956	161 113	160 969	154 291	150 773					
14-18	1 288 574	1 422 913	1 532 919	1 616 485	1 704 121	661 631	729 526	786 163	829 927	874 878	626 943	693 387	746 756	786 558	829 243					
19-23	1 101 473	1 123 356	1 148 409	1 202 006	1 258 277	563 438	573 327	586 057	613 860	643 803	538 035	550 029	562 352	588 146	614 474					
24-29	1 652 396	1 580 122	1 510 764	1 450 877	1 397 035	837 251	802 745	768 699	739 037	711 870	815 145	777 377	742 065	711 840	685 165					
30-34	1 617 918	1 567 967	1 534 467	1 490 327	1 457 906	797 000	791 067	775 030	754 368	738 934	820 918	776 900	759 437	735 959	718 972					
14-34	3 374 865	3 544 859	3 576 656	3 607 812	3 666 998	1 654 577	1 761 005	1 777 693	1 795 484	1 826 127	1 720 288	1 783 854	1 798 963	1 812 328	1 840 871					
14	150 470	184 438	203 043	202 598	209 411	77 351	94 427	103 878	104 289	107 284	73 119	90 011	99 165	98 309	102 127					
15	140 775	168 393	185 480	204 406	204 435	72 102	86 135	94 876	104 515	105 110	68 673	82 258	90 604	99 891	99 325					
16	138 093	158 012	170 027	186 881	206 440	71 015	81 253	87 019	95 550	105 513	67 078	76 759	83 008	91 331	100 927					
17	126 384	157 192	159 760	171 453	188 759	65 187	80 203	82 171	87 817	96 455	61 197	76 989	83 636	92 304	97 304					
18	121 375	151 147	160 462	162 215	174 905	62 531	77 402	81 951	83 448	89 643	58 844	73 745	78 511	78 767	85 262					
19	115 908	145 124	154 109	163 349	166 236	59 736	74 103	78 681	83 241	85 311	56 172	71 021	75 428	80 108	80 925					
20	122 289	136 462	148 161	157 143	167 580	61 710	69 014	75 234	79 840	84 855	60 579	67 448	72 927	77 303	82 725					
21	123 296	137 042	140 183	152 090	161 990	61 869	68 098	70 204	76 436	81 433	61 427	68 944	69 979	75 654	80 557					
22	128 257	134 707	140 323	143 584	156 548	63 479	66 716	69 112	71 223	77 847	64 778	67 991	71 211	72 361	78 701					
23	130 153	138 561	137 083	143 194	147 274	63 608	68 070	67 445	70 184	72 524	66 545	70 491	69 638	73 010	74 750					
24	141 884	141 836	140 700	139 156	146 379	69 466	68 884	68 901	68 276	71 430	72 418	72 952	71 799	70 880	74 949					
25	151 078	152 031	144 064	142 944	141 843	73 905	74 107	69 833	69 822	69 477	77 173	77 924	74 231	73 122	72 366					
26	162 036	163 075	154 063	146 095	145 618	79 653	79 496	74 981	70 685	71 116	82 383	83 579	79 082	75 410	74 502					
27	169 478	177 893	165 046	156 312	148 781	82 549	87 251	80 333	76 043	71 999	86 929	90 642	84 713	80 269	76 782					
28	187 649	180 106	180 020	167 327	159 102	91 049	88 194	88 194	81 461	77 419	95 600	91 912	91 826	85 866	81 683					
29	200 219	190 871	181 812	182 096	170 056	94 859	93 558	88 920	89 291	82 953	105 360	97 313	92 892	92 805	87 103					
30	220 690	196 402	192 511	183 529	184 532	103 053	96 177	94 266	89 765	89 522	117 637	100 225	98 245	93 764	94 010					
31	220 010	199 270	197 882	194 215	185 840	103 769	97 533	96 841	95 112	91 058	116 241	101 737	101 041	99 103	94 782					
32	217 653	205 413	200 561	199 504	196 015	102 525	101 168	98 164	97 583	96 048	115 128	104 245	102 397	101 921	99 967					
33	208 705	213 861	206 541	201 971	201 429	99 891	104 742	101 569	98 799	98 479	108 814	109 119	104 972	103 172	102 950					
34	198 463	213 023	214 825	207 750	203 825	95 270	104 474	105 120	102 104	99 651	103 193	108 549	109 705	105 646	104 174					
14-18	677 097	819 182	878 772	927 553	983 950	348 186	419 420	449 895	475 619	504 005	328 911	399 762	428 877	451 934	479 945					
19-23	619 903	691 896	719 859	759 360	799 628	310 402	346 001	360 676	380 924	401 970	309 501	345 895	359 183	378 436	397 658					
24-29	1 012 344	1 005 812	965 705	933 930	911 779	491 481	491 490	471 162	455 578	444 394	520 863	514 322	494 543	478 352	467 385					
30-34	1 065 521	1 027 969	1 012 320	986 969	971 641	504 508	504 094	495 960	483 363	475 758	561 013	523 875	516 360	503 606	495 883					
14-34	2 285 496	2 149 499	2 149 903	2 151 883	2 150 341	1 204 743	1 356 660	1 382 256	1 417 708	1 443 358	1 080 753	1 013 839	1 011 647	1 010 175	1 006 983					
14	135 148	142 798	156 592	151 712	154 052	69 542	73 442	80 671	78 324	79 203	65 606	69 356	75 921	73 388	74 849					

Age	Total					Men					Women				
	2021	2022	2023	2024	2025	2021	2022	2023	2024	2025	2021	2022	2023	2024	2025
15	126 013	130 675	141 332	155 074	149 772	64 794	67 113	72 743	79 980	77 402	61 219	63 562	68 589	75 094	72 370
16	125 660	118 824	128 989	140 117	153 774	65 052	60 700	66 204	72 159	79 337	60 608	58 124	62 785	67 958	74 437
17	115 878	113 723	116 947	127 538	138 360	59 004	58 790	59 734	65 382	71 287	56 874	54 933	57 213	62 156	67 073
18	108 778	97 711	110 287	114 491	124 213	55 053	50 061	56 916	58 463	63 644	53 725	47 650	53 371	56 028	60 569
19	103 342	90 247	94 701	107 493	110 861	52 672	45 734	48 725	55 657	56 817	50 670	44 513	45 976	51 836	54 044
20	99 558	87 729	87 229	91 758	103 635	51 599	45 509	44 580	47 600	54 270	47 959	42 220	42 649	44 158	49 365
21	92 384	84 945	83 996	83 435	87 236	48 830	44 769	44 289	43 449	46 166	43 554	40 176	39 707	39 986	41 070
22	93 336	83 277	81 709	80 833	79 388	49 971	44 801	43 754	43 382	42 285	43 365	38 476	37 955	37 451	37 103
23	92 950	85 262	80 915	79 127	77 529	49 964	46 513	44 033	42 848	42 295	42 986	38 749	36 882	36 279	35 234
24	98 701	86 118	83 139	79 097	76 336	53 121	46 799	45 644	43 349	41 810	45 580	39 319	37 495	35 748	34 526
25	104 584	90 205	83 946	81 159	76 804	56 307	49 055	45 871	44 881	42 401	48 277	41 150	38 075	36 278	34 403
26	112 485	95 640	88 145	82 208	78 945	60 100	52 163	48 119	45 185	43 857	52 385	43 477	40 026	37 023	35 088
27	112 003	100 664	93 651	86 196	79 928	60 526	54 424	51 283	47 222	44 134	51 477	46 240	42 368	38 974	35 794
28	107 139	99 597	98 491	91 660	83 824	58 159	54 036	53 448	50 327	46 124	48 980	45 561	45 043	41 333	37 700
29	105 140	102 086	97 687	96 627	89 419	57 557	54 778	53 172	52 495	49 150	47 583	47 308	44 515	44 132	40 269
30	102 558	104 538	100 206	96 191	94 485	56 277	55 780	53 944	52 480	51 461	46 281	48 758	46 262	43 711	43 024
31	105 060	105 919	102 782	98 612	94 225	56 356	56 692	54 944	53 157	51 432	48 704	49 227	47 838	45 455	42 793
32	111 822	107 469	104 174	101 256	97 059	58 824	57 163	55 814	54 278	52 384	52 998	50 306	48 360	46 978	44 675
33	115 089	110 859	105 775	102 759	99 471	59 930	58 689	56 422	55 195	53 473	55 159	52 170	49 353	47 564	45 998
34	117 868	111 213	109 210	104 540	101 025	61 105	58 649	57 946	55 895	54 426	56 763	52 564	51 264	48 645	46 599
14-18	611 477	603 731	654 147	688 932	720 171	313 445	310 106	336 268	354 308	370 873	298 032	293 625	317 879	334 624	349 298
19-23	481 570	431 460	428 550	442 646	458 649	253 036	227 326	225 381	232 936	241 833	228 534	204 134	203 169	209 710	216 816
24-29	640 052	574 310	545 059	516 947	485 256	345 770	311 255	297 537	283 459	267 476	294 282	263 055	247 522	233 488	217 780
30-34	552 397	539 998	522 147	503 358	486 265	292 492	286 973	279 070	271 005	263 176	259 905	253 025	243 077	232 353	223 089

2. Marriages and divorces

2.1 Marriages by age and marital status of youth

Republic of Kazakhstan

people

	Grooms					Brides				
	2020	2021	2022	2023	2024	2020	2021	2022	2023	2024
Got married										
Total	107 349	111 728	100 642	93 488	95 018	113 121	118 547	107 060	99 463	100 788
under 18 years old	72	57	72	62	64	919	862	866	708	616
18-19	2 144	2 283	2 481	2 596	2 987	15 258	16 846	16 453	15 754	16 849
20-24	37 977	38 726	35 503	33 921	35 763	56 342	56 784	50 528	47 246	48 889
25-29	46 548	47 609	41 207	36 882	35 739	27 427	28 670	24 765	22 250	21 391
30-34	20 608	23 053	21 379	20 027	20 465	13 175	15 385	14 448	13 505	13 043
Never been married										
Total	98 487	101 548	90 830	84 045	85 400	102 706	106 304	95 090	87 625	88 679
under 18 years old	72	57	72	62	64	918	857	861	700	613
18-19	2 114	2 264	2 477	2 586	2 980	15 017	16 635	16 370	15 674	16 761
20-24	37 480	38 179	34 962	33 371	35 122	54 942	55 172	48 892	45 547	47 013
25-29	43 550	44 276	38 038	33 824	32 663	23 475	24 141	20 496	17 999	17 063
30-34	15 271	16 772	15 281	14 202	14 571	8 354	9 499	8 471	7 705	7 229
Widowed										
Total	195	231	152	149	136	410	430	361	362	318
under 18 years old	-	-	-	-	-	-	-	1	-	-
18-19	1	-	-	1	-	10	8	4	4	-
20-24	42	34	9	11	9	80	57	35	37	26
25-29	63	73	39	41	36	114	136	102	102	93
30-34	89	124	104	96	91	206	229	219	219	199
Divorced										
Total	8 523	9 803	9 581	9 208	9 468	9 643	11 463	11 467	11 352	11 756
under 18 years old	-	-	-	-	-	-	-	2	4	2
18-19	7	1	3	5	7	31	33	55	60	80
20-24	407	456	520	517	628	1 224	1 449	1 555	1 616	1 837
25-29	2 880	3 205	3 095	2 982	3 034	3 797	4 346	4 128	4 121	4 227
30-34	5 229	6 141	5 963	5 704	5 799	4 591	5 635	5 727	5 551	5 610
Unspecified marital status										
Total	144	146	79	86	14	362	350	142	124	35
under 18 years old	-	-	-	-	-	1	5	2	4	1
18-19	22	18	1	4	-	200	170	24	16	8
20-24	48	57	12	22	4	96	106	46	46	13
25-29	55	55	35	35	6	41	47	39	28	8
30-34	19	16	31	25	4	24	22	31	30	5

Abay

people

	Grooms					Brides				
	2020	2021	2022	2023	2024	2020	2021	2022	2023	2024
Got married										
Total	3 171	2 974	2 782	2 570	2 666	3 344	3 182	2 951	2 720	2 833
under 18 years old	6	2	1	1	4	34	31	34	27	22
18-19	43	46	60	65	80	363	362	370	387	411
20-24	1 170	1 019	992	955	1 047	1 719	1 527	1 405	1 299	1 410
25-29	1 332	1 246	1 111	997	999	793	787	683	626	609
30-34	620	661	618	552	536	435	475	459	381	381
Never been married										
Total	2 913	2 644	2 490	2 297	2 375	2 990	2 776	2 554	2 331	2 409
under 18 years old	6	2	1	1	4	34	31	34	26	22
18-19	43	46	60	65	80	361	362	367	384	410
20-24	1 157	1 006	971	936	1 036	1 679	1 480	1 339	1 246	1 349
25-29	1 245	1 141	1 015	925	898	666	637	554	476	456
30-34	462	449	443	370	357	250	266	260	199	172
Widowed										
Total	10	8	8	6	2	13	8	18	13	10
under 18 years old	-	-	-	-	-	-	-	-	-	-

Continuation

	Grooms					Brides				
	2020	2021	2022	2023	2024	2020	2021	2022	2023	2024
18-19	-	-	-	-	-	-	-	1	-	-
20-24	-	-	1	2	-	-	1	3	2	-
25-29	5	2	3	1	-	5	1	5	5	4
30-34	5	6	4	3	2	8	6	9	6	6
Divorced										
Total	245	322	282	255	288	340	398	377	372	414
under 18 years old	-	-	-	-	-	-	-	-	1	-
18-19	-	-	-	-	-	2	-	2	3	1
20-24	12	13	20	12	11	40	46	62	49	61
25-29	80	103	92	68	101	122	149	124	144	149
30-34	153	206	170	175	176	176	203	189	175	203
Unspecified marital status										
Total	3	-	2	12	1	1	-	2	4	-
under 18 years old	-	-	-	-	-	-	-	-	-	-
18-19	-	-	-	-	-	-	-	-	-	-
20-24	1	-	-	5	-	-	-	1	2	-
25-29	2	-	1	3	-	-	-	-	1	-
30-34	-	-	1	4	1	1	-	1	1	-

Akmola

people

	Grooms					Brides				
	2020	2021	2022	2023	2024	2020	2021	2022	2023	2024
Got married										
Total	3 371	3 428	3 566	3 251	3 185	3 551	3 672	3 808	3 454	3 412
under 18 years old	3	4	5	4	7	46	48	41	37	36
18-19	74	77	107	94	115	427	457	497	493	482
20-24	1 218	1 214	1 205	1 138	1 162	1 717	1 675	1 687	1 541	1 535
25-29	1 386	1 406	1 450	1 233	1 176	877	909	934	811	810
30-34	690	727	799	782	725	484	583	649	572	549
Never been married										
Total	3 029	3 070	3 160	2 859	2 773	3 073	3 129	3 211	2 875	2 843
under 18 years old	3	4	5	4	7	46	47	41	35	36
18-19	74	77	107	93	115	422	455	495	488	478
20-24	1 205	1 190	1 188	1 113	1 125	1 645	1 596	1 616	1 453	1 459
25-29	1 258	1 278	1 308	1 094	1 039	695	710	730	613	600
30-34	489	521	552	555	487	265	321	329	286	270
Widowed										
Total	7	6	8	5	7	23	21	20	18	21
under 18 years old	-	-	-	-	-	-	-	-	-	-
18-19	-	-	-	-	-	1	-	-	-	-
20-24	1	1	-	-	1	3	1	4	3	-
25-29	1	1	2	-	2	6	12	4	6	10
30-34	5	4	6	5	4	13	8	12	9	11
Divorced										
Total	332	347	395	376	405	441	514	567	547	548
under 18 years old	-	-	-	-	-	-	-	-	-	-
18-19	-	-	-	-	-	1	-	1	4	4
20-24	11	22	17	22	36	61	76	65	79	76
25-29	126	124	137	135	135	175	184	198	190	200
30-34	195	201	241	219	234	204	254	303	274	268
Unspecified marital status										
Total	3	5	3	11	-	14	8	10	14	-
under 18 years old	-	-	-	-	-	-	1	-	2	-
18-19	-	-	-	1	-	3	2	1	1	-
20-24	1	1	-	3	-	8	2	2	6	-
25-29	1	3	3	4	-	1	3	2	2	-
30-34	1	1	-	3	-	2	-	5	3	-

Aktobe

people

	Grooms					Brides				
	2020	2021	2022	2023	2024	2020	2021	2022	2023	2024
Got married										
Total	5 517	5 393	4 585	4 326	4 147	5 740	5 672	4 827	4 519	4 360
under 18 years old	4	-	6	5	4	42	47	47	35	32
18-19	142	103	144	155	167	705	685	714	722	729
20-24	2 158	2 024	1 661	1 604	1 650	2 988	2 781	2 244	2 160	2 159
25-29	2 283	2 228	1 847	1 682	1 506	1 385	1 445	1 166	999	916
30-34	930	1 038	927	880	820	620	714	656	603	524
Never been married										
Total	4 997	4 851	4 103	3 863	3 722	5 177	5 035	4 198	3 920	3 794
under 18 years old	4	-	6	5	4	42	47	46	35	31
18-19	142	103	144	155	167	702	683	709	718	726
20-24	2 128	1 988	1 633	1 573	1 618	2 906	2 698	2 175	2 075	2 060
25-29	2 101	2 036	1 688	1 530	1 366	1 177	1 199	921	784	691
30-34	622	724	632	600	567	350	408	347	308	286
Widowed										
Total	12	14	8	7	5	24	22	21	19	16
under 18 years old	-	-	-	-	-	-	-	-	-	-
18-19	-	-	-	-	-	-	-	-	-	-
20-24	5	4	-	1	-	2	1	2	1	1
25-29	2	3	1	4	-	8	9	5	7	4
30-34	5	7	7	2	5	14	12	14	11	11
Divorced										
Total	508	527	471	454	420	538	610	604	577	549
under 18 years old	-	-	-	-	-	-	-	1	-	-
18-19	-	-	-	-	-	2	-	4	3	3
20-24	25	32	28	30	32	80	81	66	82	98
25-29	180	188	156	146	140	200	235	240	208	221
30-34	303	307	287	278	248	256	294	293	284	227
Unspecified marital status										
Total	-	1	3	2	-	1	5	4	3	1
under 18 years old	-	-	-	-	-	-	-	-	-	1
18-19	-	-	-	-	-	1	2	1	1	-
20-24	-	-	-	-	-	-	1	1	2	-
25-29	-	1	2	2	-	-	2	-	-	-
30-34	-	-	1	-	-	-	-	2	-	-

Almaty

people

	Grooms					Brides				
	2020	2021	2022	2023	2024	2020	2021	2022	2023	2024
Got married										
Total	7 113	7 434	8 394	7 794	8 193	7 628	8 046	8 981	8 432	8 733
under 18 years old	3	2	2	1	3	81	77	80	71	66
18-19	156	158	197	209	284	1 137	1 231	1 429	1 347	1 532
20-24	2 424	2 463	2 829	2 785	3 122	3 613	3 722	4 113	4 014	4 197
25-29	3 009	3 106	3 404	3 045	2 970	1 810	1 887	2 077	1 830	1 777
30-34	1 521	1 705	1 962	1 754	1 814	987	1 129	1 282	1 170	1 161
Never been married										
Total	6 580	6 895	7 630	7 071	7 482	7 045	7 408	8 129	7 568	7 824
under 18 years old	3	2	2	1	3	81	77	80	70	65
18-19	152	158	197	208	283	1 123	1 229	1 417	1 337	1 523
20-24	2 393	2 431	2 789	2 743	3 062	3 535	3 637	4 001	3 878	4 049
25-29	2 824	2 943	3 154	2 817	2 751	1 606	1 672	1 762	1 520	1 458
30-34	1 208	1 361	1 488	1 302	1 383	700	793	869	763	729
Widowed										
Total	20	13	8	11	4	35	40	23	26	26
under 18 years old	-	-	-	-	-	-	-	-	-	-
18-19	-	-	-	1	-	-	-	1	1	-
20-24	3	3	-	-	-	7	8	1	3	4
25-29	10	3	1	7	2	8	9	6	8	8
30-34	7	7	7	3	2	20	23	15	14	14
Divorced										
Total	509	526	745	705	703	532	598	809	826	871

Continuation

	Grooms					Brides				
	2020	2021	2022	2023	2024	2020	2021	2022	2023	2024
under 18 years old	-	-	-	-	-	-	-	-	-	1
18-19	2	-	-	-	1	1	2	6	8	7
20-24	26	29	38	40	58	70	77	106	132	139
25-29	175	160	242	220	216	195	206	301	297	307
30-34	306	337	465	445	428	266	313	396	389	417
Unspecified marital status										
Total	4	-	11	7	4	16	-	20	12	12
under 18 years old	-	-	-	-	-	-	-	-	1	-
18-19	2	-	-	-	-	13	-	5	1	2
20-24	2	-	2	2	2	1	-	5	1	5
25-29	-	-	7	1	1	1	-	8	5	4
30-34	-	-	2	4	1	1	-	2	4	1

Atyrau

people

	Grooms					Brides				
	2020	2021	2022	2023	2024	2020	2021	2022	2023	2024
Got married										
Total	4 326	4 419	3 778	3 514	3 343	4 469	4 633	3 977	3 720	3 472
under 18 years old	8	7	4	2	6	70	58	62	37	40
18-19	146	154	161	141	175	625	692	656	636	643
20-24	1 873	1 834	1 583	1 458	1 432	2 285	2 255	1 917	1 689	1 661
25-29	1 603	1 698	1 354	1 276	1 116	1 025	1 087	857	880	738
30-34	696	726	676	637	614	464	541	485	478	390
Never been married										
Total	3 956	3 997	3 438	3 154	3 021	4 033	4 154	3 546	3 267	3 029
under 18 years old	8	7	4	2	6	70	56	62	37	40
18-19	140	152	160	141	175	576	674	654	633	642
20-24	1 853	1 803	1 557	1 420	1 392	2 216	2 176	1 853	1 613	1 571
25-29	1 467	1 542	1 238	1 164	1 009	894	922	698	717	576
30-34	488	493	479	427	439	277	326	279	267	200
Widowed										
Total	4	6	7	9	5	13	14	16	17	11
under 18 years old	-	-	-	-	-	-	-	-	-	-
18-19	-	-	-	-	-	-	-	-	-	-
20-24	-	1	-	2	-	2	1	3	3	3
25-29	3	1	-	3	1	2	4	5	5	3
30-34	1	4	7	4	4	9	9	8	9	5
Divorced										
Total	352	399	333	351	317	366	434	413	435	432
under 18 years old	-	-	-	-	-	-	-	-	-	-
18-19	1	-	1	-	-	1	2	2	3	1
20-24	18	23	26	36	40	61	70	60	73	87
25-29	129	148	116	109	106	127	158	154	158	159
30-34	204	228	190	206	171	177	204	197	201	185
Unspecified marital status										
Total	14	17	-	-	-	57	31	2	1	-
under 18 years old	-	-	-	-	-	-	2	-	-	-
18-19	5	2	-	-	-	48	16	-	-	-
20-24	2	7	-	-	-	6	8	1	-	-
25-29	4	7	-	-	-	2	3	-	-	-
30-34	3	1	-	-	-	1	2	1	1	-

Batys Kazakhstan

people

	Grooms					Brides				
	2020	2021	2022	2023	2024	2020	2021	2022	2023	2024
Got married										
Total	3 711	3 707	3 362	2 974	2 941	3 894	3 898	3 525	3 110	3 094
under 18 years old	5	-	2	4	-	27	25	25	24	23
18-19	66	90	104	84	97	398	487	455	417	415
20-24	1 373	1 369	1 226	1 108	1 140	1 961	1 875	1 648	1 477	1 507
25-29	1 566	1 519	1 287	1 112	1 053	1 005	980	840	709	712
30-34	701	729	743	666	651	503	531	557	483	437

Continuation

	Grooms					Brides				
	2020	2021	2022	2023	2024	2020	2021	2022	2023	2024
Never been married										
Total	3 382	3 357	3 015	2 635	2 613	3 471	3 409	3 073	2 649	2 635
under 18 years old	5	0	2	4	-	26	25	25	24	23
18-19	66	88	104	83	97	392	479	454	416	413
20-24	1 350	1 346	1 208	1 092	1 118	1 903	1 810	1 591	1 407	1 429
25-29	1 454	1 410	1 188	1 025	959	827	790	707	560	555
30-34	507	513	513	431	439	323	305	296	242	215
Widowed										
Total	3	10	5	6	4	16	15	18	13	12
under 18 years old	-	-	-	-	-	-	-	-	-	-
18-19	-	-	-	-	-	-	-	-	-	-
20-24	1	-	1	-	2	5	3	1	-	-
25-29	2	1	2	1	-	6	2	4	1	6
30-34	-	9	2	5	2	5	10	13	12	6
Divorced										
Total	311	327	342	330	324	374	439	431	448	447
under 18 years old	-	-	-	-	-	-	-	-	-	-
18-19	-	-	-	1	-	-	-	-	1	2
20-24	16	18	17	15	20	37	49	55	70	78
25-29	102	104	97	85	94	163	178	129	148	151
30-34	193	205	228	229	210	174	212	247	229	216
Unspecified marital status										
Total	15	13	-	3	-	33	35	3	-	-
under 18 years old	-	-	-	-	-	1	-	-	-	-
18-19	-	2	-	-	-	6	8	1	-	-
20-24	6	5	-	1	-	16	13	1	-	-
25-29	8	4	-	1	-	9	10	-	-	-
30-34	1	2	-	1	-	1	4	1	-	-

Zhambyl

people

	Grooms					Brides				
	2020	2021	2022	2023	2024	2020	2021	2022	2023	2024
Got married										
Total	6 404	6 143	6 166	5 691	5 946	6 817	6 573	6 580	6 054	6 316
under 18 years old	3	3	4	2	2	88	79	89	67	55
18-19	143	127	185	205	242	1 497	1 442	1 602	1 470	1 627
20-24	2 470	2 223	2 390	2 278	2 483	3 394	3 085	3 123	2 898	3 078
25-29	2 685	2 629	2 505	2 162	2 164	1 242	1 303	1 157	1 039	983
30-34	1 103	1 161	1 082	1 044	1 055	596	664	609	580	573
Never been married										
Total	6 404	6 143	6 166	5 691	5 946	6 817	6 573	6 580	6 054	6 316
under 18 years old	3	3	4	2	2	88	79	89	67	55
18-19	143	127	185	205	242	1 497	1 442	1 602	1 470	1 627
20-24	2 470	2 223	2 390	2 278	2 483	3 394	3 085	3 123	2 898	3 078
25-29	2 685	2 629	2 505	2 162	2 164	1 242	1 303	1 157	1 039	983
30-34	1 103	1 161	1 082	1 044	1 055	596	664	609	580	573
Widowed										
Total	9	24	2	2	9	24	25	14	24	18
under 18 years old	-	-	-	-	-	-	-	-	-	-
18-19	-	-	-	-	-	1	2	-	-	-
20-24	2	3	-	-	-	8	6	3	-	2
25-29	2	12	1	1	4	4	6	1	14	3
30-34	5	9	1	1	5	11	11	10	10	13
Divorced										
Total	391	452	415	391	436	383	474	478	482	539
under 18 years old	-	-	-	-	-	-	-	-	-	-
18-19	1	-	-	-	-	2	2	2	5	6
20-24	25	16	27	19	32	55	75	79	71	101
25-29	146	147	154	131	152	158	182	175	191	197
30-34	219	289	234	241	252	168	215	222	215	235
Unspecified marital status										
Total	19	16	6	1	1	35	42	9	6	2
under 18 years old	-	-	-	-	-	-	1	-	-	-

Continuation

	Grooms					Brides				
	2020	2021	2022	2023	2024	2020	2021	2022	2023	2024
18-19	-	1	-	-	-	11	15	-	1	2
20-24	8	7	2	1	-	12	15	6	2	-
25-29	6	6	-	-	1	6	4	3	2	-
30-34	5	2	4	-	-	6	7	-	1	-

Zhetisu

people

	Grooms					Brides				
	2020	2021	2022	2023	2024	2020	2021	2022	2023	2024
Got married										
Total	3 449	3 455	3 515	3 331	3 219	3 705	3 715	3 737	3 566	3 445
under 18 years old	5	4	2	2	2	48	31	31	32	21
18-19	89	70	102	107	97	516	577	628	609	606
20-24	1 266	1 229	1 233	1 258	1 298	1 890	1 763	1 737	1 703	1 674
25-29	1 452	1 443	1 380	1 275	1 127	826	866	848	756	682
30-34	637	709	798	689	695	425	478	493	466	462
Never been married										
Total	3 155	3 118	3 175	3 002	2 915	3 369	3 325	3 303	3 163	3 016
under 18 years old	5	4	2	2	2	48	31	31	32	21
18-19	89	70	102	107	97	511	576	625	606	603
20-24	1 253	1 214	1 211	1 242	1 282	1 833	1 711	1 680	1 642	1 603
25-29	1 342	1 308	1 283	1 160	1 021	684	723	682	617	518
30-34	466	522	577	491	513	293	284	285	266	271
Widowed										
Total	2	8	9	5	4	16	14	14	13	14
under 18 years old	-	-	-	-	-	-	-	-	-	-
18-19	-	-	-	-	-	1	-	-	-	-
20-24	-	-	-	-	-	2	1	-	-	2
25-29	1	3	1	2	-	6	1	2	5	5
30-34	1	5	8	3	4	7	12	12	8	7
Divorced										
Total	290	329	325	317	299	315	376	412	382	414
under 18 years old	-	-	-	-	-	-	-	-	-	-
18-19	-	-	-	-	-	1	1	2	2	3
20-24	12	15	22	14	16	54	51	56	58	68
25-29	108	132	94	109	105	136	142	160	131	159
30-34	170	182	209	194	178	124	182	194	191	184
Unspecified marital status										
Total	2	-	6	7	1	5	-	8	8	1
under 18 years old	-	-	-	-	-	-	-	-	-	-
18-19	-	-	-	-	-	3	-	1	1	-
20-24	1	-	-	2	-	1	-	1	3	1
25-29	1	-	2	4	1	-	-	4	3	-
30-34	-	-	4	1	-	1	-	2	1	-

Karagandy

people

	Grooms				Brides					
	2020	2021	2022	2023	2024	2020	2021	2022	2023	2024
Got married										
Total	6 103	5 984	5 612	5 247	5 285	6 452	6 409	6 021	5 633	5 616
under 18 years old	5	7	7	8	6	61	61	62	49	36
18-19	118	106	141	116	146	683	689	723	721	783
20-24	2 108	1 985	1 840	1 827	1 964	3 033	2 831	2 602	2 531	2 609
25-29	2 554	2 491	2 188	2 055	1 888	1 691	1 709	1 549	1 325	1 293
30-34	1 318	1 395	1 436	1 241	1 281	984	1 119	1 085	1 007	895
Never been married										
Total	5 452	5 272	4 868	4 512	4 518	5 588	5 416	5 000	4 642	4 639
under 18 years old	5	7	7	8	6	61	61	60	49	36
18-19	118	106	139	116	146	680	686	714	719	779
20-24	2 067	1 952	1 805	1 783	1 915	2 932	2 726	2 474	2 390	2 473
25-29	2 357	2 253	1 971	1 801	1 642	1 369	1 328	1 196	982	940
30-34	905	954	946	804	809	546	615	556	502	411
Widowed										
Total	9	8	12	11	8	30	47	26	25	33

Continuation

	Grooms					Brides				
	2020	2021	2022	2023	2024	2020	2021	2022	2023	2024
under 18 years old	-	-	-	-	-	-	-	-	-	-
18-19	-	-	-	-	-	-	1	-	-	-
20-24	1	1	1	-	1	4	6	-	4	2
25-29	3	3	4	2	-	4	7	9	4	8
30-34	5	4	7	9	7	22	33	17	17	23
Total	642	701	727	722	758	834	944	981	965	942
under 18 years old	-	-	-	-	-	-	-	-	-	-
18-19	-	-	1	-	-	3	1	5	2	4
20-24	40	31	32	44	48	97	99	127	136	132
25-29	194	233	211	252	245	318	373	340	339	345
30-34	408	437	483	426	465	416	471	509	488	461
Total	-	3	5	2	1	-	2	14	1	2
under 18 years old	-	-	-	-	-	-	-	2	-	-
18-19	-	-	1	-	-	-	1	4	-	-
20-24	-	1	2	-	-	-	-	1	1	2
25-29	-	2	2	-	1	-	1	4	-	-
30-34	-	-	-	2	-	-	-	3	-	-

Kostanay

people

	Grooms					Brides				
	2020	2021	2022	2023	2024	2020	2021	2022	2023	2024
Total	3 626	3 857	3 736	3 522	3 478	3 833	4 082	3 990	3 707	3 677
under 18 years old	2	4	2	4	5	48	41	30	40	36
18-19	92	81	95	94	119	432	440	434	467	488
20-24	1 165	1 243	1 256	1 220	1 242	1 741	1 829	1 766	1 653	1 602
25-29	1 518	1 575	1 436	1 334	1 237	994	1 066	1 048	882	867
30-34	849	954	947	870	875	618	706	712	665	684
Total	3 201	3 335	3 230	3 052	3 018	3 225	3 372	3 284	3 057	2 988
under 18 years old	2	4	2	4	5	48	41	30	39	36
18-19	92	81	95	94	119	431	439	428	465	480
20-24	1 152	1 218	1 236	1 195	1 206	1 661	1 735	1 674	1 565	1 511
25-29	1 375	1 401	1 269	1 178	1 101	757	800	795	662	631
30-34	580	631	628	581	587	328	357	357	326	330
Total	6	3	4	6	4	26	22	16	22	22
under 18 years old	-	-	-	-	-	-	-	-	-	-
18-19	-	-	-	-	-	-	-	-	-	-
20-24	1	1	-	-	-	5	-	1	1	-
25-29	3	1	-	-	1	11	11	5	5	4
30-34	2	1	4	6	3	10	11	10	16	18
Total	419	517	499	464	456	582	686	682	628	667
under 18 years old	-	-	-	-	-	-	-	-	1	-
18-19	-	-	-	-	-	1	1	4	2	8
20-24	12	23	20	25	36	75	93	89	87	91
25-29	140	172	164	156	135	226	254	246	215	232
30-34	267	322	315	283	285	280	338	343	323	336
Total	-	2	3	-	-	-	2	8	-	-
under 18 years old	-	-	-	-	-	-	-	-	-	-
18-19	-	-	-	-	-	-	-	2	-	-
20-24	-	1	-	-	-	-	1	2	-	-
25-29	-	1	3	-	-	-	1	2	-	-
30-34	-	-	-	-	-	-	-	2	-	-

Kyzylorda

people

	Grooms					Brides				
	2020	2021	2022	2023	2024	2020	2021	2022	2023	2024
Got married										
Total	5 157	5 038	4 415	3 917	3 999	5 437	5 334	4 681	4 169	4 244
under 18 years old	3	4	2	1	-	33	23	29	22	18
18-19	105	112	112	108	125	674	772	699	699	724
20-24	1 862	1 887	1 674	1 523	1 586	3 019	2 869	2 471	2 155	2 220
25-29	2 343	2 183	1 841	1 573	1 526	1 263	1 222	1 016	867	879
30-34	844	852	786	712	762	448	448	466	426	403
Never been married										
Total	4 798	4 711	4 051	3 604	3 671	5 043	4 941	4 255	3 753	3 791
under 18 years old	3	4	2	1	-	33	23	29	22	18
18-19	105	111	112	108	125	662	759	695	695	721
20-24	1 847	1 872	1 657	1 501	1 570	2 966	2 814	2 412	2 096	2 153
25-29	2 225	2 072	1 707	1 464	1 416	1 101	1 061	859	705	692
30-34	618	652	573	530	560	281	284	260	235	207
Widowed										
Total	9	12	7	6	11	15	16	14	17	13
under 18 years old	-	-	-	-	-	-	-	-	-	-
18-19	-	-	-	-	-	-	1	-	1	-
20-24	1	2	-	1	1	6	4	-	2	2
25-29	2	5	3	2	3	1	6	4	4	4
30-34	6	5	4	3	7	8	5	10	10	7
Divorced										
Total	345	309	355	306	317	362	360	406	397	440
under 18 years old	-	-	-	-	-	-	-	-	-	-
18-19	-	-	-	-	-	2	1	3	3	3
20-24	13	10	16	21	15	43	46	57	56	65
25-29	114	105	130	107	107	159	154	152	157	183
30-34	218	194	209	178	195	158	159	194	181	189
Unspecified marital status										
Total	5	6	2	1	-	17	17	6	2	-
under 18 years old	-	-	-	-	-	-	-	-	-	-
18-19	-	1	-	-	-	10	11	1	-	-
20-24	1	3	1	-	-	4	5	2	1	-
25-29	2	1	1	-	-	2	1	1	1	-
30-34	2	1	-	1	-	1	-	2	-	-

Mangystau

people

	Grooms					Brides				
	2020	2021	2022	2023	2024	2020	2021	2022	2023	2024
Got married										
Total	4 383	4 824	4 375	4 193	4 050	4 573	5 040	4 589	4 401	4 212
under 18 years old	5	2	5	7	4	51	52	59	60	47
18-19	185	250	234	286	277	827	1 018	962	943	1 049
20-24	1 941	2 187	2 036	1 898	1 821	2 365	2 494	2 250	2 153	1 947
25-29	1 623	1 686	1 428	1 361	1 270	948	977	853	787	777
30-34	629	699	672	641	678	382	499	465	458	392
Never been married										
Total	4 043	4 447	4 005	3 780	3 644	4 220	4 664	4 220	3 946	3 807
under 18 years old	5	2	5	7	4	51	51	59	58	47
18-19	184	248	234	285	276	820	1 010	960	940	1 045
20-24	1 916	2 155	2 009	1 867	1 791	2 313	2 437	2 192	2 083	1 884
25-29	1 498	1 562	1 299	1 197	1 136	789	834	717	626	605
30-34	440	480	458	424	437	247	332	292	239	226
Widowed										
Total	12	11	8	12	7	19	11	18	23	13
under 18 years old	-	-	-	-	-	-	-	-	-	-
18-19	1	-	-	-	-	3	-	1	1	-
20-24	3	3	-	1	-	4	3	1	7	-
25-29	3	2	2	5	3	6	2	3	5	5
30-34	5	6	6	6	4	6	6	13	10	8
Divorced										
Total	324	350	361	397	399	328	339	347	427	392

Continuation

	Grooms					Brides				
	2020	2021	2022	2023	2024	2020	2021	2022	2023	2024
under 18 years old	-	-	-	-	-	-	-	-	1	-
18-19	-	-	-	-	1	2	-	1	-	4
20-24	21	20	26	29	30	44	-	53	61	63
25-29	120	117	127	157	131	153	137	133	156	167
30-34	183	213	208	211	237	129	159	160	209	158
Unspecified marital status										
Total	4	16	1	4	-	6	26	4	5	-
under 18 years old	-	-	-	-	-	-	1	-	1	-
18-19	-	2	-	1	-	2	8	-	2	-
20-24	1	9	1	1	-	4	11	4	2	-
25-29	2	5	-	2	-	-	4	-	-	-
30-34	1	-	-	-	-	-	2	-	-	-

Pavlodar

people

	Grooms					Brides				
	2020	2021	2022	2023	2024	2020	2021	2022	2023	2024
Got married										
Total	3 745	3 651	3 269	3 034	3 103	3 926	3 852	3 480	3 233	3 256
under 18 years old	11	3	7	5	9	45	49	64	38	25
18-19	105	104	103	103	127	446	450	415	429	457
20-24	1 301	1 253	1 127	1 077	1 144	1 749	1 674	1 508	1 402	1 482
25-29	1 473	1 409	1 218	1 111	1 083	1 044	984	817	814	706
30-34	855	882	814	738	740	642	695	676	550	586
Never been married										
Total	3 339	3 206	2 785	2 602	2 652	3 339	3 228	2 814	2 649	2 613
under 18 years old	11	3	7	5	9	45	49	64	38	25
18-19	105	104	103	103	126	444	447	413	421	448
20-24	1 275	1 226	1 103	1 054	1 110	1 673	1 608	1 423	1 313	1 378
25-29	1 335	1 266	1 062	959	937	819	745	590	605	506
30-34	613	607	510	481	470	358	379	324	272	256
Widowed										
Total	4	5	6	2	6	20	17	16	15	15
under 18 years old	-	-	-	-	-	-	-	-	-	-
18-19	-	-	-	-	-	-	-	-	-	-
20-24	3	-	-	-	-	3	1	1	-	1
25-29	-	1	2	-	-	8	5	4	5	4
30-34	1	4	4	2	6	9	11	11	10	10
Divorced										
Total	402	440	477	426	444	567	604	648	562	627
under 18 years old	-	-	-	-	-	-	-	-	-	-
18-19	-	-	-	-	1	2	1	2	7	9
20-24	23	27	24	23	34	73	64	84	88	102
25-29	138	142	154	150	145	217	234	222	204	196
30-34	241	271	299	253	264	275	305	340	263	320
Unspecified marital status										
Total	-	-	1	4	1	-	3	2	7	1
under 18 years old	-	-	-	-	-	-	-	-	-	-
18-19	-	-	-	-	-	-	2	-	1	-
20-24	-	-	-	-	-	-	1	-	1	1
25-29	-	-	-	2	1	-	-	1	-	-
30-34	-	-	1	2	-	-	-	1	5	-

Soltustik Kazakhstan

people

	Grooms					Brides				
	2020	2021	2022	2023	2024	2020	2021	2022	2023	2024
Got married										
Total	2 151	2 455	2 467	2 134	2 048	2 296	2 622	2 616	2 294	2 155
under 18 years old	2	1	7	3	-	36	43	32	25	18
18-19	55	57	60	62	73	259	291	317	269	296
20-24	691	784	844	733	766	1 015	1 081	1 145	1 001	986
25-29	893	944	903	761	717	569	701	647	545	467
30-34	510	669	653	575	492	417	506	475	454	388

Continuation

	Grooms					Brides				
	2020	2021	2022	2023	2024	2020	2021	2022	2023	2024
Never been married										
Total	1 894	2 141	2 144	1 852	1 758	1 905	2 123	2 154	1 811	1 738
under 18 years old	2	1	7	3	-	36	43	32	24	18
18-19	54	57	60	61	73	252	287	316	266	292
20-24	679	761	833	714	745	962	1 015	1 092	932	922
25-29	806	848	816	675	618	448	516	462	378	334
30-34	353	474	428	399	322	207	262	252	211	172
Widowed										
Total	5	7	4	2	2	11	17	12	25	12
under 18 years old	-	-	-	-	-	-	-	-	-	-
18-19	-	-	-	-	-	-	-	-	-	-
20-24	1	2	-	-	-	3	2	1	1	-
25-29	2	2	1	1	1	2	6	3	7	4
30-34	2	3	3	1	1	6	9	8	17	8
Divorced										
Total	251	307	318	276	288	375	482	450	453	405
under 18 years old	-	-	-	-	-	-	-	-	1	-
18-19	-	-	-	1	-	3	4	1	2	4
20-24	11	21	11	18	21	49	64	52	66	64
25-29	85	94	85	83	98	119	179	182	158	129
30-34	155	192	222	174	169	204	235	215	226	208
Unspecified marital status										
Total	1	-	1	4	-	5	-	-	5	-
under 18 years old	-	-	-	-	-	-	-	-	-	-
18-19	1	-	-	-	-	4	-	-	1	-
20-24	-	-	-	1	-	1	-	-	2	-
25-29	-	-	1	2	-	-	-	-	2	-
30-34	-	-	-	1	-	-	-	-	-	-

Turkistan

people

	Grooms					Brides				
	2020	2021	2022	2023	2024	2020	2021	2022	2023	2024
Got married										
Total	12 324	12 536	11 993	10 513	10 866	12 862	13 167	12 595	11 056	11 378
under 18 years old	-	1	1	1	-	58	23	38	33	34
18-19	211	246	251	236	241	3 105	3 472	3 371	2 952	2 977
20-24	4 841	5 018	4 872	4 361	4 541	7 450	7 355	6 860	6 107	6 441
25-29	5 584	5 478	5 207	4 370	4 452	1 637	1 648	1 663	1 356	1 343
30-34	1 688	1 793	1 662	1 545	1 632	612	669	663	608	583
Never been married										
Total	11 804	11 980	11 438	9 965	10 310	12 413	12 645	12 027	10 453	10 771
under 18 years old	0	1	1	1	-	58	23	38	33	34
18-19	207	244	251	233	241	3 061	3 425	3 362	2 946	2 971
20-24	4 798	4 980	4 824	4 321	4 494	7 345	7 249	6 733	5 973	6 296
25-29	5 383	5 284	5 003	4 170	4 242	1 462	1 461	1 444	1 111	1 102
30-34	1 416	1 471	1 359	1 240	1 333	487	487	450	390	368
Widowed										
Total	27	32	18	19	16	29	31	27	18	28
under 18 years old	-	-	-	-	-	-	-	-	-	-
18-19	-	-	-	-	-	1	3	1	-	-
20-24	7	4	3	1	1	11	7	7	4	6
25-29	9	13	4	5	6	7	12	13	4	9
30-34	11	15	11	13	9	10	9	6	10	13
Divorced										
Total	461	505	522	516	539	349	429	519	561	572
under 18 years old	-	-	-	-	-	-	-	-	-	-
18-19	1	-	-	1	-	1	6	5	2	5
20-24	25	27	42	34	46	72	80	115	121	137
25-29	177	172	193	191	204	163	170	198	234	230
30-34	258	306	287	290	289	113	173	201	204	200
Unspecified marital status										
Total	32	19	15	13	1	71	62	22	24	7
under 18 years old	-	-	-	-	-	-	-	-	-	-
18-19	3	2	-	2	-	42	38	3	4	1

Continuation

	Grooms					Brides				
	2020	2021	2022	2023	2024	2020	2021	2022	2023	2024
20-24	11	7	3	5	-	22	19	5	9	2
25-29	15	9	7	4	-	5	5	8	7	2
30-34	3	1	5	2	1	2	-	6	4	2

Ulytau

people

	Grooms					Brides				
	2020	2021	2022	2023	2024	2020	2021	2022	2023	2024
Got married										
Total	1 268	1 244	1 105	1 144	1 099	1 330	1 319	1 170	1 224	1 165
under 18 years old	1	2	-	1	-	16	10	13	10	13
18-19	20	21	28	33	36	201	190	207	236	220
20-24	479	441	431	453	419	661	667	555	596	550
25-29	553	546	436	424	388	316	294	248	218	208
30-34	215	234	210	233	256	136	158	147	164	174
Never been married										
Total	1 156	1 144	990	1 009	934	1 187	1 182	1 020	1 028	949
under 18 years old	1	2	-	1	-	16	10	13	10	12
18-19	20	21	28	33	35	200	190	206	234	215
20-24	469	439	427	439	404	644	647	531	554	516
25-29	515	508	394	381	327	255	244	188	157	143
30-34	151	174	141	155	168	72	91	82	73	63
Widowed										
Total	8	-	1	5	3	4	5	8	3	7
under 18 years old	-	-	-	-	-	-	-	-	-	-
18-19	-	-	-	-	-	-	-	-	-	-
20-24	2	-	-	-	-	-	1	-	-	-
25-29	3	-	-	1	2	2	3	5	1	1
30-34	3	-	1	4	1	2	1	3	2	6
Divorced										
Total	104	97	113	127	161	139	132	139	185	207
under 18 years old	-	-	-	-	-	-	-	-	-	1
18-19	-	-	-	-	1	1	-	-	2	4
20-24	8	1	4	13	15	17	19	22	38	33
25-29	35	36	41	40	58	59	47	55	58	64
30-34	61	60	68	74	87	62	66	62	87	105
Unspecified marital status										
Total	-	3	1	3	1	-	-	3	8	2
under 18 years old	-	-	-	-	-	-	-	-	-	-
18-19	-	-	-	-	-	-	-	1	-	1
20-24	-	1	-	1	-	-	-	2	4	1
25-29	-	2	1	2	1	-	-	-	2	-
30-34	-	-	-	-	-	-	-	-	2	-

Shygyys Kazakhstan

people

	Grooms					Brides				
	2020	2021	2022	2023	2024	2020	2021	2022	2023	2024
Got married										
Total	3 543	3 742	3 101	3 020	3 011	3 706	3 980	3 300	3 227	3 227
under 18 years old	4	5	4	3	4	53	49	42	37	39
18-19	79	76	57	93	109	380	399	350	365	408
20-24	1 095	1 088	965	1 027	1 053	1 592	1 639	1 367	1 397	1 444
25-29	1 513	1 617	1 267	1 096	1 037	1 001	1 123	877	824	729
30-34	852	956	808	801	808	680	770	664	604	607
Never been married										
Total	3 146	3 272	2 663	2 592	2 565	3 043	3 233	2 681	2 619	2 583
under 18 years old	4	5	4	3	4	53	49	42	37	39
18-19	78	76	56	93	108	377	397	348	361	405
20-24	1 073	1 066	943	1 008	1 025	1 515	1 557	1 298	1 321	1 337
25-29	1 393	1 477	1 116	961	896	753	856	659	604	528
30-34	598	648	544	527	532	345	374	334	296	274
Widowed										
Total	6	6	9	3	11	25	27	20	19	10

Continuation

	Grooms					Brides				
	2020	2021	2022	2023	2024	2020	2021	2022	2023	2024
under 18 years old	-	-	-	-	-	-	-	-	-	-
18-19	-	-	-	-	-	1	1	-	1	-
20-24	-	1	-	-	-	4	1	1	3	-
25-29	2	2	3	2	3	8	9	9	3	1
30-34	4	3	6	1	8	12	16	10	12	9
				Divorced						
Total	390	463	429	420	434	636	719	598	585	631
under 18 years old	-	-	-	-	-	-	-	-	-	-
18-19	1	-	1	-	1	2	1	2	3	2
20-24	22	21	22	19	28	72	81	67	71	107
25-29	117	137	148	130	138	240	257	209	217	199
30-34	250	305	258	271	267	322	380	320	294	323
				Unspecified marital status						
Total	1	1	-	5	1	2	1	1	4	3
under 18 years old	-	-	-	-	-	-	-	-	-	-
18-19	-	-	-	-	-	-	-	-	-	1
20-24	-	-	-	-	-	1	-	1	2	-
25-29	1	1	-	3	-	-	1	-	-	1
30-34	-	-	-	2	1	1	-	-	2	1

Astana city

people

	Grooms					Brides				
	2020	2021	2022	2023	2024	2020	2021	2022	2023	2024
				Got married						
Total	8 962	9 871	8 348	8 077	8 256	9 443	10 455	8 865	8 624	8 826
under 18 years old	1	2	3	3	2	27	34	27	27	23
18-19	87	89	85	117	130	553	740	580	621	701
20-24	2 671	2 826	2 297	2 315	2 474	4 376	4 636	3 939	3 794	3 999
25-29	4 283	4 599	3 843	3 585	3 436	3 172	3 404	2 854	2 720	2 620
30-34	1 920	2 355	2 120	2 057	2 214	1 315	1 641	1 465	1 462	1 483
				Never been married						
Total	8 156	8 804	7 408	7 201	7 324	8 649	9 392	7 829	7 637	7 832
under 18 years old	1	2	3	3	2	27	34	27	27	23
18-19	82	89	85	117	130	538	734	572	619	696
20-24	2 629	2 778	2 250	2 277	2 436	4 278	4 497	3 801	3 701	3 892
25-29	4 039	4 261	3 560	3 327	3 183	2 861	2 995	2 495	2 348	2 269
30-34	1 405	1 674	1 510	1 477	1 573	945	1 132	934	942	952
				Widowed						
Total	15	20	6	8	10	23	24	21	21	11
under 18 years old	-	-	-	-	-	-	-	-	-	-
18-19	-	-	-	-	-	2	-	-	-	-
20-24	6	4	2	-	-	2	4	1	2	1
25-29	4	6	-	1	1	8	10	3	7	3
30-34	5	10	4	7	9	11	10	17	12	7
				Divorced						
Total	776	1 027	928	866	921	736	1 019	1 010	960	982
under 18 years old	-	-	-	-	-	-	-	-	-	-
18-19	-	-	-	-	-	1	2	7	2	5
20-24	31	36	45	38	37	85	129	135	88	106
25-29	236	325	282	256	252	295	392	355	364	348
30-34	509	666	601	572	632	355	496	513	506	523
				Unspecified marital status						
Total	15	20	6	2	1	35	20	5	6	1
under 18 years old	-	-	-	-	-	-	-	-	-	-
18-19	5	-	-	-	-	12	4	1	-	-
20-24	5	8	-	-	1	11	6	2	3	-
25-29	4	7	1	1	-	8	7	1	1	-
30-34	1	5	5	1	-	4	3	1	2	1

Almaty city

people

	Grooms					Brides				
	2020	2021	2022	2023	2024	2020	2021	2022	2023	2024
Got married										
Total	12 888	14 684	9 959	9 622	9 986	13 715	15 683	10 884	10 356	10 839
under 18 years old	-	3	7	2	4	42	48	42	17	22
18-19	159	185	159	186	228	965	1 174	825	890	1 024
20-24	3 635	4 202	2 794	2 795	3 074	6 125	7 002	4 641	4 427	4 747
25-29	6 011	6 649	4 364	4 033	4 006	4 568	4 901	3 457	3 186	3 205
30-34	3 083	3 645	2 635	2 606	2 674	2 015	2 558	1 919	1 836	1 841
Never been married										
Total	11 714	13 212	8 823	8 482	8 863	12 493	14 121	9 625	9 141	9 620
under 18 years old	0	3	7	2	4	42	48	40	17	22
18-19	155	185	159	186	227	948	1 161	817	884	1 020
20-24	3 587	4 147	2 741	2 754	3 021	6 003	6 848	4 489	4 302	4 616
25-29	5 645	6 213	4 025	3 710	3 680	4 116	4 330	3 043	2 772	2 787
30-34	2 327	2 664	1 891	1 830	1 931	1 384	1 734	1 236	1 166	1 175
Widowed										
Total	19	27	15	20	12	36	40	27	23	15
under 18 years old	-	-	-	-	-	-	-	1	-	-
18-19	-	-	-	-	-	-	-	-	-	-
20-24	3	2	-	3	3	8	4	2	1	-
25-29	2	9	6	3	2	9	15	7	4	4
30-34	14	16	9	14	7	19	21	17	18	11
Divorced										
Total	1 140	1 440	1 108	1 117	1 110	1 159	1 508	1 214	1 182	1 202
under 18 years old	-	-	-	-	-	-	-	1	-	-
18-19	1	-	-	-	1	2	6	5	5	3
20-24	39	51	52	38	49	107	146	142	121	131
25-29	359	426	329	318	324	440	553	402	408	413
30-34	741	963	727	761	736	610	803	664	648	655
Unspecified marital status										
Total	15	5	13	3	1	27	14	18	10	2
under 18 years old	-	-	-	-	-	-	-	-	-	-
18-19	3	-	-	-	-	15	7	3	1	1
20-24	6	2	1	-	1	7	4	8	3	-
25-29	5	1	4	2	-	3	3	5	2	1
30-34	1	2	8	1	-	2	-	2	4	-

Shymkent city

people

	Grooms					Brides				
	2020	2021	2022	2023	2024	2020	2021	2022	2023	2024
Got married										
Total	6 137	6 889	6 114	5 614	6 197	6 400	7 213	6 483	5 964	6 528
under 18 years old	1	1	1	3	2	13	33	19	20	10
18-19	69	131	96	102	119	1 065	1 278	1 219	1 081	1 277
20-24	2 236	2 437	2 248	2 108	2 345	3 649	4 024	3 550	3 249	3 641
25-29	2 884	3 157	2 738	2 397	2 588	1 261	1 377	1 174	1 076	1 070
30-34	947	1 163	1 031	1 004	1 143	412	501	521	538	530
Never been married										
Total	5 787	6 441	5 671	5 216	5 742	6 068	6 719	6 088	5 574	6 041
under 18 years old	1	1	1	3	2	13	33	19	20	10
18-19	66	122	96	100	118	1 034	1 219	1 218	1 078	1 275
20-24	2 214	2 410	2 216	2 081	2 321	3 614	3 942	3 483	3 178	3 540
25-29	2 757	3 009	2 592	2 256	2 435	1 122	1 207	1 016	930	889
30-34	749	899	766	776	866	285	318	352	368	327
Widowed										
Total	8	11	7	4	6	8	14	12	8	11
under 18 years old	-	-	-	-	-	-	-	-	-	-
18-19	-	-	-	-	-	-	-	-	-	-
20-24	2	2	1	-	-	1	2	3	-	2
25-29	4	3	3	-	5	3	6	5	2	3
30-34	2	6	3	4	1	4	6	4	6	6
Divorced										
Total	331	418	436	392	449	287	398	382	378	475

Continuation

	Grooms					Brides				
	2020	2021	2022	2023	2024	2020	2021	2022	2023	2024
under 18 years old	-	-	-	-	-	-	-	-	-	-
18-19	-	1	-	2	1	1	3	1	1	2
20-24	17	20	31	27	24	32	60	63	69	98
25-29	119	140	143	139	148	132	162	153	144	178
30-34	195	257	262	224	276	122	173	165	164	197
Unspecified marital status										
Total	11	19	-	2	-	37	82	1	4	1
under 18 years old	-	-	-	-	-	-	-	-	-	-
18-19	3	8	-	-	-	30	56	-	2	-
20-24	3	5	-	-	-	2	20	1	2	1
25-29	4	5	-	2	-	4	2	-	-	-
30-34	1	1	-	-	-	1	4	-	-	-

2.2 Average age at first marriage entered

years old

	Grooms					Brides				
	2020	2021	2022	2023	2024	2020	2021	2022	2023	2024
All population										
Republic of Kazakhstan	27,5	27,9	28,0	27,8	27,9	24,8	25,2	25,2	25,2	25,2
Abay	27,7	28,3	28,4	28,1	28,0	24,9	25,7	25,8	25,5	25,5
Akmola	27,9	28,5	28,2	28,5	28,7	25,3	25,8	25,8	25,7	26,1
Aktobe	26,9	27,3	27,6	27,2	27,3	24,7	25,1	25,7	25,0	24,9
Almaty	28,1	28,7	28,3	28,2	28,4	25,2	25,8	25,5	25,3	25,7
Atyrau	26,3	26,6	26,7	26,8	26,6	24,4	24,7	24,8	24,5	24,4
Batys Kazakhstan	27,5	27,9	27,5	27,7	27,7	25,2	25,6	25,4	25,5	25,3
Zhambyl	27,5	27,6	27,7	27,4	27,0	24,0	24,4	24,3	24,1	23,8
Zhetisu	27,6	28,0	28,1	27,9	28,0	24,8	25,0	25,1	25,1	25,2
Karagandy	27,9	28,6	29,0	28,6	28,6	25,5	26,3	26,7	26,0	26,1
Kostanay	28,3	28,9	28,7	28,7	28,9	25,6	26,3	26,5	26,1	26,4
Kyzylorda	26,9	27,1	27,2	27,0	27,0	24,0	24,2	24,5	24,1	24,2
Mangystau	26,2	26,3	26,1	26,1	26,3	23,9	24,3	24,0	24,0	23,9
Pavlodar	28,0	28,7	28,7	28,7	28,7	25,8	26,7	26,5	26,5	26,3
Soltustik Kazakhstan	28,7	29,2	29,0	29,1	29,1	26,0	26,6	26,4	26,6	26,4
Turkistan	26,7	26,7	26,9	26,6	26,7	22,9	22,8	22,9	22,9	22,8
Ulytau	27,5	28,3	28,6	27,6	28,1	24,9	25,5	25,0	24,9	25,4
Shygys Kazakhstan	28,2	29,2	29,5	29,0	29,5	25,7	26,5	26,8	26,5	27,0
Astana city	27,7	28,0	28,6	28,2	28,4	25,9	26,1	26,5	26,4	26,4
Almaty city	28,1	28,4	28,8	28,6	28,6	26,1	26,3	26,9	26,6	26,5
Shymkent city	26,8	27,0	27,9	27,7	27,1	23,6	23,8	24,1	24,5	23,9
Urban population										
Republic of Kazakhstan	27,5	27,9	28,3	28,0	28,1	25,2	25,6	25,7	25,7	25,7
Abay	27,3	27,9	28,2	27,9	27,8	24,8	25,6	26,0	25,5	25,6
Akmola	27,8	28,2	28,0	28,4	28,6	25,4	25,8	26,0	25,8	26,2
Aktobe	27,0	27,2	27,9	27,3	27,4	24,9	25,2	26,0	25,3	25,1
Almaty	28,2	28,7	28,6	28,3	28,9	25,8	26,0	26,0	25,9	26,4
Atyrau	26,5	26,7	26,9	27,2	27,1	24,8	25,0	25,5	25,1	25,1
Batys Kazakhstan	27,5	27,9	27,8	27,8	27,7	25,4	25,7	25,9	25,8	25,5
Zhambyl	27,5	27,8	28,2	27,9	27,4	24,5	25,0	25,2	25,1	24,4
Zhetisu	27,3	27,5	28,1	27,9	28,0	24,9	25,0	25,2	25,3	25,3
Karagandy	27,9	28,6	29,2	28,7	28,6	25,6	26,4	26,8	26,2	26,2
Kostanay	28,2	28,7	28,5	28,6	28,8	25,8	26,3	26,5	26,2	26,5
Kyzylorda	27,0	27,0	27,6	27,1	27,0	24,4	24,7	25,1	24,5	24,7
Mangystau	26,8	27,3	26,8	26,9	26,9	24,6	25,4	25,0	25,0	24,5
Pavlodar	28,0	28,6	28,8	28,4	28,9	26,0	26,7	26,8	26,5	26,8
Soltustik Kazakhstan	28,3	29,0	28,9	29,1	28,6	26,0	27,0	26,7	27,0	26,6
Turkistan	26,6	26,6	26,8	26,8	26,8	23,0	23,1	23,2	23,4	23,4
Ulytau	27,4	28,4	28,1	27,6	28,2	25,0	25,7	25,1	25,2	25,6
Shygys Kazakhstan	28,0	28,9	29,6	28,8	29,2	25,8	26,4	26,9	26,6	27,1
Astana city	27,7	28,0	28,6	28,2	28,4	25,9	26,1	26,5	26,4	26,4
Almaty city	28,1	28,4	28,8	28,6	28,6	26,1	26,3	26,9	26,6	26,5
Shymkent city	26,8	27,0	27,9	27,7	27,1	23,6	23,8	24,1	24,5	23,9
Rural population										
Republic of Kazakhstan	27,3	27,7	27,5	27,4	27,5	24,0	24,4	24,2	24,2	24,3
Abay	28,6	29,4	28,7	28,7	28,3	25,1	26,0	25,4	25,5	25,2
Akmola	28,1	29,1	28,4	28,6	28,8	25,0	25,9	25,5	25,5	26,1

Continuation

	Grooms					Brides				
	2020	2021	2022	2023	2024	2020	2021	2022	2023	2024
Aktobe	26,4	27,8	26,8	27,1	27,1	23,7	24,6	24,8	24,1	24,1
Almaty	28,1	28,8	28,2	28,2	28,2	25,1	25,7	25,3	25,1	25,5
Atyrau	26,0	26,4	26,5	26,2	26,1	23,6	24,1	23,7	23,6	23,5
Batys Kazakhstan	27,2	27,8	27,1	27,5	27,5	24,6	25,0	24,5	24,8	24,6
Zhambyl	27,4	27,5	27,3	27,0	26,8	23,6	23,8	23,7	23,3	23,4
Zhetisu	27,9	28,4	28,1	27,8	28,1	24,7	24,9	25,0	24,9	25,1
Karagandy	28,5	28,7	28,0	28,3	28,5	25,1	25,6	25,7	24,8	25,3
Kostanay	28,4	29,5	29,1	28,8	29,1	25,2	26,2	26,4	25,9	26,3
Kyzylorda	26,9	27,2	26,8	26,9	27,0	23,7	23,8	23,8	23,7	23,7
Mangystau	25,6	25,7	25,5	25,5	25,7	23,2	23,5	23,2	23,2	23,3
Pavlodar	28,0	29,1	28,4	29,4	27,9	25,0	26,7	25,7	26,5	25,0
Soltustik Kazakhstan	29,2	29,4	29,1	29,2	29,7	26,0	26,0	26,1	26,0	26,3
Turkistan	26,7	26,7	26,9	26,6	26,6	22,8	22,7	22,8	22,7	22,6
Ulytau	27,9	27,5	31,1	27,2	27,9	24,2	24,2	24,3	23,8	24,5
Shygyz Kazakhstan	28,7	30,2	29,2	29,5	30,1	25,5	26,7	26,4	26,1	27,0

2.3 Divorces by age of former spouses

people

Age	Men					Women				
	2020	2021	2022	2023	2024	2020	2021	2022	2023	2024
Republic of Kazakhstan										
Total	21 213	21 390	21 985	20 625	18 367	26 531	26 592	27 048	24 516	22 640
< 18	-	-	1	3	-	6	1	19	124	11
18-19	38	46	59	234	98	268	345	435	1 205	578
20-24	1 808	2 010	2 449	3 830	2 630	4 764	4 967	5 668	6 670	5 503
25-29	8 028	7 999	8 145	7 697	6 679	10 476	10 213	10 048	8 261	7 925
30-34	11 339	11 335	11 331	8 861	8 960	11 017	11 066	10 878	8 256	8 623
Abay										
Total	684	715	696	761	671	852	891	840	931	868
< 18	-	-	-	1	-	-	1	-	6	-
18-19	1	-	1	15	2	9	12	14	45	14
20-24	57	63	75	137	111	158	153	182	238	200
25-29	256	250	259	287	202	328	347	321	327	294
30-34	370	402	361	321	356	357	378	323	315	360
Akmola										
Total	956	857	840	639	739	1 198	1 030	1 026	759	888
< 18	-	-	-	-	-	-	-	3	6	-
18-19	6	2	2	8	4	13	12	20	43	35
20-24	94	87	109	132	133	218	207	247	209	243
25-29	371	359	297	239	294	476	428	350	231	318
30-34	485	409	432	260	308	491	383	406	270	292
Aktobe										
Total	986	1 198	1 028	1 034	1 041	1 193	1 416	1 248	1 185	1 266
< 18	-	-	-	-	-	1	-	1	4	1
18-19	2	4	2	16	3	13	23	18	75	32
20-24	105	122	133	214	161	250	254	264	343	311
25-29	402	460	382	373	404	463	570	486	407	486
30-34	477	612	511	431	473	466	569	479	356	436
Almaty										
Total	1 448	1 331	1 438	1 425	858	1 854	1 754	1 807	1 725	1 030
< 18	-	-	-	-	-	-	-	1	8	2
18-19	2	1	2	18	8	25	26	28	82	33
20-24	122	117	166	246	154	313	323	375	454	297
25-29	527	524	526	542	329	701	606	665	602	328
30-34	797	689	744	619	367	815	799	738	579	370
Atyrau										
Total	659	694	806	629	629	813	832	908	744	753
< 18	-	-	1	-	-	-	-	2	2	-
18-19	3	3	4	7	5	9	18	30	48	27
20-24	69	100	126	129	114	162	192	232	199	201
25-29	264	266	317	237	242	299	301	326	247	262
30-34	323	325	358	256	268	343	321	318	248	263
Batys Kazakhstan										
Total	844	814	802	840	741	1 046	977	951	954	891
< 18	-	-	-	-	-	1	-	-	2	1
18-19	-	1	1	10	5	11	14	16	48	23
20-24	75	81	90	176	110	177	166	183	263	186
25-29	346	283	301	300	249	425	383	358	345	324
30-34	423	449	410	354	377	432	414	394	296	357

Age	Men					Women				
	2020	2021	2022	2023	2024	2020	2021	2022	2023	2024
Zhambyl										
Total	969	1 188	1 083	996	932	1 315	1 513	1 357	1 241	1 224
< 18	-	-	-	1	-	-	-	-	10	1
18-19	-	4	3	6	4	9	21	32	74	30
20-24	85	112	110	186	127	264	320	323	380	357
25-29	358	430	402	408	341	527	587	514	411	411
30-34	526	642	568	395	460	515	585	488	366	425
Zhetisu										
Total	785	760	746	648	511	1 013	961	935	791	643
< 18	-	-	-	-	-	-	-	2	5	-
18-19	-	2	4	9	1	16	16	15	34	30
20-24	68	64	95	131	85	179	201	232	244	171
25-29	286	292	284	255	197	418	355	330	242	212
30-34	431	402	363	253	228	400	389	356	266	230
Karagandy										
Total	1 666	1 768	1 746	1 743	1 560	2 039	2 167	2 137	2 048	1 884
< 18	-	-	-	-	-	-	-	2	10	-
18-19	1	5	8	18	9	20	23	35	107	44
20-24	157	158	201	341	209	381	404	447	540	439
25-29	635	647	653	655	579	840	816	784	679	646
30-34	873	958	884	729	763	798	924	869	712	755
Kostanay										
Total	1 162	1 025	1 146	1 209	1 021	1 442	1 243	1 413	1 426	1 251
< 18	-	-	-	-	-	-	-	1	13	-
18-19	4	1	2	15	4	11	12	23	68	34
20-24	103	99	132	245	152	225	243	290	380	276
25-29	422	382	415	429	355	546	481	514	476	444
30-34	633	543	597	520	510	660	507	585	489	497
Kyzylorda										
Total	756	807	800	871	865	969	1 080	1 007	1 059	1 114
< 18	-	-	-	1	-	1	-	1	3	1
18-19	1	1	1	9	5	12	16	24	55	22
20-24	67	87	98	192	102	166	196	244	340	268
25-29	277	332	316	332	322	420	457	377	362	389
30-34	411	387	385	337	436	370	411	361	299	434
Mangystau										
Total	715	715	796	798	717	875	842	934	921	845
< 18	-	-	-	-	-	-	-	-	7	-
18-19	4	2	3	13	3	16	16	14	60	36
20-24	81	105	109	165	127	189	204	223	250	213
25-29	297	279	310	307	279	351	316	363	340	326
30-34	333	329	374	313	308	319	306	334	264	270
Pavlodar										
Total	1 183	1 156	1 044	1 059	1 051	1 415	1 363	1 251	1 227	1 264
< 18	-	-	-	-	-	-	-	1	6	-
18-19	1	1	8	16	9	14	15	23	60	35
20-24	106	115	116	217	176	250	255	238	346	314
25-29	435	430	362	372	364	512	490	461	388	412
30-34	641	610	558	454	502	639	603	528	427	503
Soltustik Kazakhstan										
Total	793	752	770	720	635	964	896	936	841	755
< 18	-	-	-	-	-	-	-	1	8	2
18-19	-	3	3	8	4	14	14	10	54	14
20-24	72	86	82	147	95	154	169	177	212	176
25-29	309	260	258	242	215	390	356	357	262	266
30-34	412	403	427	323	321	406	357	391	305	297
Turkistan										
Total	1 267	1 192	1 156	1 109	1 008	1 711	1 585	1 507	1 379	1 337
< 18	-	-	-	-	-	-	-	2	1	2
18-19	3	3	1	16	8	24	25	27	103	48
20-24	102	115	136	199	141	444	402	475	509	424
25-29	540	490	495	421	355	670	630	571	418	456
30-34	622	584	524	473	504	573	528	432	348	407
Ulytau										
Total	345	309	265	272	262	447	389	330	317	339
< 18	-	-	-	-	-	-	-	-	5	-
18-19	-	-	-	4	4	3	6	10	17	12
20-24	27	30	37	40	37	74	86	77	93	86
25-29	138	120	117	122	94	191	146	120	111	113
30-34	180	159	111	106	127	179	151	123	91	128

Continuation

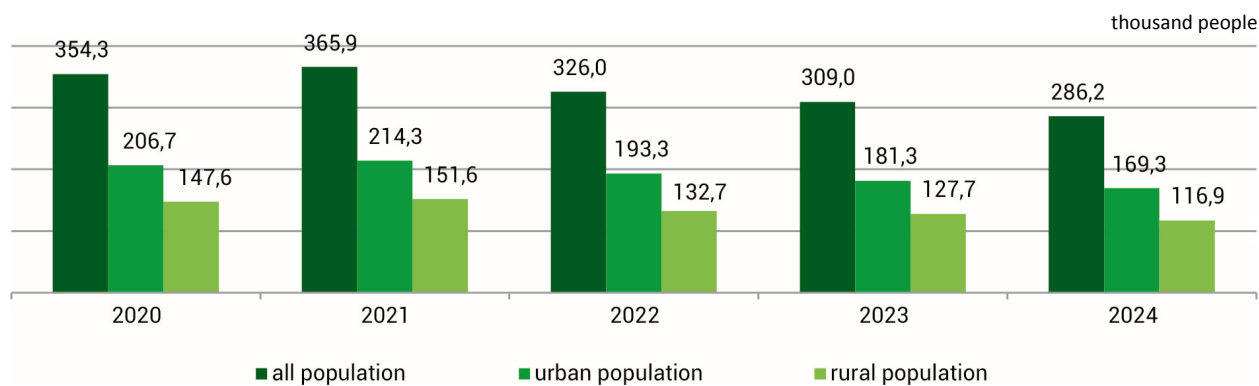
Age	Men					Women				
	2020	2021	2022	2023	2024	2020	2021	2022	2023	2024
Shygyz Kazakhstan										
Total	980	1034	971	1 120	955	1 162	1256	1 205	1 300	1 146
< 18	-	-	-	-	-	-	-	1	14	-
18-19	2	5	3	14	5	14	13	20	64	30
20-24	73	80	99	219	130	204	201	217	337	263
25-29	351	390	349	382	331	464	473	416	414	373
30-34	554	559	520	505	489	480	569	551	471	480
Astana city										
Total	1 894	1 939	2 150	1 767	1 530	2 347	2 421	2 601	2 043	1 873
< 18	-	-	-	-	-	2	-	-	6	1
18-19	3	3	3	13	4	7	10	17	47	26
20-24	122	136	181	261	153	337	320	409	477	326
25-29	671	670	773	705	531	903	930	978	735	660
30-34	1 098	1 130	1 193	788	842	1 098	1 161	1 197	778	860
Almaty city										
Total	2159	2108	2533	2 148	1 581	2660	2653	3165	2 583	1 910
< 18	-	-	-	-	-	1	-	1	6	-
18-19	3	3	3	14	7	15	29	34	64	30
20-24	158	166	237	322	202	385	412	501	571	404
25-29	778	784	879	774	566	1042	1024	1134	901	701
30-34	1220	1155	1414	1 038	806	1217	1188	1495	1 041	775
Shymkent city										
Total	962	1 028	1 169	837	1 060	1 216	1 323	1 490	1 042	1 359
< 18	-	-	-	-	-	-	-	-	2	-
18-19	2	2	5	5	4	13	24	25	57	23
20-24	65	87	117	131	111	234	259	332	285	348
25-29	365	351	450	315	430	510	517	623	363	504
30-34	530	588	597	386	515	459	523	510	335	484

3. Fertility

3.1 Births by age of mother

Age of mother	Born, people					Share of births, in percentage				
	2020	2021	2022	2023	2024	2020	2021	2022	2023	2024
All population										
Total	354 257	365 851	326 031	309 026	286 247	100,0	100,0	100,0	100,0	100,0
<20	13 412	14 491	13 231	12 664	11 999	3,8	4,0	4,1	4,1	4,2
20-24	95 215	98 042	87 342	82 308	77 802	26,9	26,8	26,8	26,6	27,2
25-29	134 060	136 859	120 162	112 192	100 749	37,8	37,4	36,9	36,3	35,2
30-34	111 570	116 459	105 296	101 862	95 697	31,5	31,8	32,3	33,0	33,4
Urban population										
Total	206 673	214 258	193 330	181 321	169 308	100,0	100,0	100,0	100,0	100,0
<20	6 080	6 367	5 967	5 649	5 444	2,9	3,0	3,1	3,1	3,2
20-24	51 216	53 279	47 361	44 015	41 781	24,8	24,9	24,5	24,3	24,7
25-29	81 097	82 978	73 975	68 120	61 835	39,2	38,7	38,3	37,6	36,5
30-34	68 280	71 634	66 027	63 537	60 248	33,0	33,4	34,2	35,0	35,6
Rural population										
Total	147 584	151 593	132 701	127 705	116 939	100,0	100,0	100,0	100,0	100,0
<20	7 332	8 124	7 264	7 015	6 555	5,0	5,4	5,5	5,5	5,6
20-24	43 999	44 763	39 981	38 293	36 021	29,8	29,5	30,1	30,0	30,8
25-29	52 963	53 881	46 187	44 072	38 914	35,9	35,5	34,8	34,5	33,3
30-34	43 290	44 825	39 269	38 325	35 449	29,3	29,6	29,6	30,0	30,3

Born among the youth



Continuation

	All youth						Urban youth						Rural youth					
	Total	of them			Total	of them			Total	of them			Total	of them				
		<20	20-24	25-29		30-34	<20	20-24		25-29	30-34	<20		20-24	25-29	30-34		
fifth and above not indicated	474	-	2	92	380	244	-	1	49	194	230	-	1	43	186			
	25	5	12	4	4	13	2	6	3	2	12	3	6	1	2			
Born of them	7 689	241	1 867	2 885	2 696	4 998	134	1 215	1 886	1 763	2 691	107	652	999	933			
first	2 117	213	1 075	605	224	1 481	114	739	457	171	636	99	336	148	53			
second	2 202	25	613	1 051	513	1 490	18	383	704	385	712	7	230	347	128			
third	1 724	1	134	752	837	1 109	-	71	467	571	615	1	63	285	266			
fourth	1 063	-	22	328	713	634	-	12	182	440	429	-	10	146	273			
fifth and above not indicated	502	-	2	113	387	243	-	-	59	184	259	-	2	54	203			
	81	2	21	36	22	41	2	10	17	12	40	-	11	19	10			
Born of them	7 188	279	1 802	2 567	2 540	4 758	171	1 157	1 734	1 696	2 430	108	645	833	844			
first	1 959	247	1 058	481	173	1 375	155	719	372	129	584	92	339	109	44			
second	2 091	31	584	960	516	1 427	16	359	670	382	664	15	225	290	134			
third	1 612	1	120	689	802	1 058	-	58	447	553	554	1	62	242	249			
fourth	1 010	-	29	313	668	612	-	15	179	418	398	-	14	134	250			
fifth and above not indicated	492	-	3	118	371	269	-	2	62	205	223	-	1	56	166			
	24	-	8	6	10	17	-	4	4	9	7	-	4	2	1			

Akmola

	All youth						Urban youth						Rural youth					
	Total	of them			Total	of them			Total	of them			Total	of them				
		<20	20-24	25-29		30-34	<20	20-24		25-29	30-34	<20		20-24	25-29	30-34		
Born of them	10 241	410	2 726	3 815	3 290	5 807	175	1 445	2 248	1 939	4 434	235	1 281	1 567	1 351			
first	3 287	373	1 611	943	360	1 958	155	913	644	246	1 329	218	698	299	114			
second	3 323	36	883	1 531	873	1 989	19	446	923	601	1 334	17	437	608	272			
third	2 189	1	190	918	1 080	1 202	1	70	492	639	987	-	120	426	441			
fourth	1 060	-	34	342	684	502	-	12	163	327	558	-	22	179	357			
fifth and above not indicated	382	-	8	81	293	156	-	4	26	126	226	-	4	55	167			
	-	-	-	-	-	-	-	-	-	-	-	-	-	-	-			
Born of them	10 344	440	2 710	3 781	3 413	5 857	180	1 482	2 191	2 004	4 487	260	1 228	1 590	1 409			
first	3 340	377	1 600	973	390	2 075	155	974	670	276	1 265	222	626	303	114			
second	3 085	56	835	1 390	804	1 803	22	398	843	540	1 282	34	437	547	264			
third	2 222	2	190	952	1 078	1 161	1	67	469	624	1 061	1	123	483	454			

	All youth					Urban youth					Rural youth				
	Total	of them				Total	of them				Total	of them			
		<20	20-24	25-29	30-34		<20	20-24	25-29	30-34		<20	20-24	25-29	30-34
fourth	1 133	-	46	317	770	545	-	21	131	393	588	-	25	186	377
fifth and above	420	-	3	94	323	180	-	1	41	138	240	-	2	53	185
not indicated	144	5	36	55	48	93	2	21	37	33	51	3	15	18	15
Born of them	9 090	419	2 325	3 240	3 106	5 231	203	1 229	1 930	1 869	3 859	216	1 096	1 310	1 237
first	2 925	374	1 383	831	337	1 788	180	803	560	245	1 137	194	580	271	92
second	2 662	38	716	1 213	695	1 602	20	342	763	477	1 060	18	374	450	218
third	1 986	2	170	779	1 035	1 106	-	62	415	629	880	2	108	364	406
fourth	1 027	-	29	315	683	505	-	10	147	348	522	-	19	168	335
fifth and above	434	-	3	88	343	199	-	1	35	163	235	-	2	53	180
not indicated	56	5	24	14	13	31	3	11	10	7	25	2	13	4	6
Born of them	8 476	355	2 206	3 017	2 898	4 942	151	1 225	1 802	1 764	3 534	204	981	1 215	1 134
first	2 666	317	1 323	744	282	1 604	134	771	509	190	1 062	183	552	235	92
second	2 391	31	640	1 085	635	1 493	13	342	686	452	898	18	298	399	183
third	1 824	1	170	733	920	1 064	1	74	410	579	760	-	96	323	341
fourth	939	-	32	301	606	446	-	12	119	315	493	-	20	182	291
fifth and above	504	-	2	106	396	236	-	-	45	191	268	-	2	61	205
not indicated	152	6	39	48	59	99	3	26	33	37	53	3	13	15	22
Born of them	7 601	320	1 992	2 656	2 633	4 419	139	1 083	1 586	1 611	3 182	181	909	1 070	1 022
first	2 326	299	1 163	631	233	1 407	128	678	435	166	919	171	485	196	67
second	2 230	19	643	960	608	1 391	10	320	621	440	839	9	323	339	168
third	1 664	-	149	675	840	930	-	64	355	511	734	-	85	320	329
fourth	860	-	14	284	562	424	-	5	121	298	436	-	9	163	264
fifth and above	461	-	2	87	372	227	-	-	44	183	234	-	2	43	189
not indicated	60	2	21	19	18	40	1	16	10	13	20	1	5	9	5

Aktobe

	All youth					Urban youth					Rural youth				
	Total	of them				Total	of them				Total	of them			
		<20	20-24	25-29	30-34		<20	20-24	25-29	30-34		<20	20-24	25-29	30-34
Born of them	17 343	471	4 267	6 782	5 823	12 842	310	3 003	5 111	4 418	4 501	161	1 264	1 671	1 405
first	4 694	424	2 365	1 447	458	3 634	278	1 743	1 213	400	1 060	146	622	234	58
second	4 859	46	1 429	2 303	1 081	3 767	32	970	1 838	927	1 092	14	459	465	154

people

Continuation

	All youth					Urban youth					Rural youth				
	Total	of them				Total	of them				Total	of them			
		<20	20-24	25-29	30-34		<20	20-24	25-29	30-34		<20	20-24	25-29	30-34
third	4 452	1	390	2 048	2 013	3 284	-	243	1 478	1 563	1 168	1	147	570	450
fourth	2 500	-	81	817	1 602	1 641	-	47	484	1 110	859	-	34	333	492
fifth and above	838	-	2	167	669	516	-	-	98	418	322	-	2	69	251
not indicated	-	-	-	-	-	-	-	-	-	-	-	-	-	-	-
Born	17 960	543	4 512	6 905	6 000	13 279	360	3 130	5 201	4 588	4 681	183	1 382	1 704	1 412
of them															
first	5 044	474	2 554	1 542	474	3 818	310	1 838	1 266	404	1 226	164	716	276	70
second	4 675	63	1 418	2 201	993	3 647	47	959	1 765	876	1 028	16	459	436	117
third	4 264	-	407	1 948	1 909	3 134	-	250	1 382	1 502	1 130	-	157	566	407
fourth	2 717	-	79	905	1 733	1 890	-	45	597	1 248	827	-	34	308	485
fifth and above	1 060	-	9	238	813	635	-	5	135	495	425	-	4	103	318
not indicated	200	6	45	71	78	155	3	33	56	63	45	3	12	15	15
Born	15 258	446	3 747	5 751	5 314	11 275	300	2 560	4 322	4 093	3 983	146	1 187	1 429	1 221
of them															
first	4 254	386	2 080	1 329	459	3 189	260	1 463	1 084	382	1 065	126	617	245	77
second	3 929	49	1 230	1 831	819	2 999	33	819	1 453	694	930	16	411	378	125
third	3 482	-	333	1 536	1 613	2 636	-	211	1 104	1 321	846	-	122	432	292
fourth	2 330	1	52	757	1 520	1 651	1	33	509	1 108	679	-	19	248	412
fifth and above	1 153	-	10	274	869	720	-	7	153	560	433	-	3	121	309
not indicated	110	10	42	24	34	80	6	27	19	28	30	4	15	5	6
Born	15 030	489	3 499	5 591	5 451	11 079	315	2 429	4 148	4 187	3 951	174	1 070	1 443	1 264
of them															
first	3 780	427	1 788	1 106	459	2 928	273	1 345	919	391	852	154	443	187	68
second	3 932	56	1 269	1 760	847	2 958	38	801	1 388	731	974	18	468	372	116
third	3 475	1	326	1 575	1 573	2 561	1	208	1 088	1 264	914	-	118	487	309
fourth	2 385	-	56	788	1 541	1 673	-	36	529	1 108	712	-	20	259	433
fifth and above	1 266	-	6	290	970	822	-	4	172	646	444	-	2	118	324
not indicated	192	5	54	72	61	137	3	35	52	47	55	2	19	20	14
Born	13 546	450	3 234	4 876	4 986	9 999	305	2 281	3 623	3 790	3 547	145	953	1 253	1 196
of them															
first	3 443	402	1 753	945	343	2 639	271	1 297	785	286	804	131	456	160	57
second	3 577	45	1 092	1 615	825	2 719	32	736	1 268	683	858	13	356	347	142
third	3 115	2	339	1 371	1 403	2 303	1	217	951	1 134	812	1	122	420	269
fourth	2 125	-	37	681	1 407	1 506	-	24	459	1 023	619	-	13	222	384
fifth and above	1 253	-	8	250	995	806	-	4	148	654	447	-	4	102	341
not indicated	33	1	5	14	13	26	1	3	12	10	7	-	2	2	3

Almaty

	All youth of them										Urban youth of them					Rural youth of them					people					
	2020					2021					2022					2023						2024				
	Total	<20	20-24	25-29	30-34	Total	<20	20-24	25-29	30-34	Total	<20	20-24	25-29	30-34	Total	<20	20-24	25-29	30-34		Total	<20	20-24	25-29	30-34
Born of them	31 128	1 223	7 924	11 559	10 422	4 658	155	1 154	1 830	1 519	26 470	1 068	6 770	9 729	8 903											
first	9 272	1 079	4 328	2 665	1 200	1 529	139	672	501	217	7 743	940	3 656	2 164	983											
second	7 993	143	2 650	3 529	1 671	1 321	16	371	611	323	6 672	127	2 279	2 918	1 348											
third	7 481	1	817	3 479	3 184	1 072	-	95	496	481	6 409	1	722	2 983	2 703											
fourth	4 535	-	114	1 534	2 887	552	-	14	187	351	3 983	-	100	1 347	2 536											
fifth and above	1 847	-	15	352	1 480	184	-	2	35	147	1 663	-	13	317	1 333											
not indicated	-	-	-	-	-	-	-	-	-	-	-	-	-	-	-											
Born of them	31 215	1 297	7 875	11 306	10 737	4 630	174	1 176	1 740	1 540	26 585	1 123	6 699	9 566	9 197											
first	10 228	1 148	4 466	3 002	1 612	1 694	150	718	535	291	8 534	998	3 748	2 467	1 321											
second	7 248	127	2 476	3 079	1 566	1 178	23	341	526	288	6 070	104	2 135	2 553	1 278											
third	6 654	-	688	3 084	2 882	947	-	88	435	424	5 707	-	600	2 649	2 458											
fourth	4 715	-	122	1 597	2 996	549	-	15	166	368	4 166	-	107	1 431	2 628											
fifth and above	1 965	-	20	410	1 535	210	-	3	56	151	1 755	-	17	354	1 384											
not indicated	405	22	103	134	146	52	1	11	22	18	353	21	92	112	128											
Born of them	27 584	1 235	7 215	9 600	9 534	4 143	185	1 001	1 504	1 453	23 441	1 050	6 214	8 096	8 081											
first	7 524	1 051	3 735	1 921	817	1 183	158	545	332	148	6 341	893	3 190	1 589	669											
second	6 860	139	2 469	2 829	1 423	1 104	14	329	488	273	5 756	125	2 140	2 341	1 150											
third	6 205	1	702	2 822	2 680	936	1	82	408	445	5 269	-	620	2 414	2 235											
fourth	4 313	-	139	1 468	2 706	557	-	15	181	361	3 756	-	124	1 287	2 345											
fifth and above	2 220	-	14	441	1 765	269	-	1	68	200	1 951	-	13	373	1 565											
not indicated	462	44	156	119	143	94	12	29	27	26	368	32	127	92	117											
Born of them	26 122	1 253	6 823	8 912	9 134	3 640	152	976	1 244	1 268	22 482	1 101	5 847	7 668	7 866											
first	6 683	1 082	3 338	1 568	695	1 049	137	524	261	127	5 634	945	2 814	1 307	568											
second	6 677	147	2 535	2 671	1 324	1 062	13	332	459	258	5 615	134	2 203	2 212	1 066											
third	5 836	-	691	2 696	2 449	770	-	86	307	377	5 066	-	605	2 389	2 072											
fourth	4 093	-	114	1 386	2 593	455	-	7	152	296	3 638	-	107	1 234	2 297											
fifth and above	2 334	-	6	421	1 907	227	-	-	38	189	2 107	-	6	383	1 718											
not indicated	499	24	139	170	166	77	2	27	27	21	422	22	112	143	145											
Born of them	23 864	1 126	6 478	8 052	8 208	4 156	178	1 062	1 476	1 440	19 708	948	5 416	6 576	6 768											
first	6 277	987	3 282	1 400	608	1 124	159	555	279	131	5 153	828	2 727	1 121	477											

Continuation

	All youth					Urban youth					Rural youth				
	Total	of them				Total	of them				Total	of them			
		<20	20-24	25-29	30-34		<20	20-24	25-29	30-34		<20	20-24	25-29	30-34
second	6 118	131	2 306	2 445	1 236	1 121	16	377	488	240	4 997	115	1 929	1 957	996
third	5 354	-	730	2 442	2 182	961	-	105	437	419	4 393	-	625	2 005	1 763
fourth	3 706	-	97	1 249	2 360	592	-	14	186	392	3 114	-	83	1 063	1 968
fifth and above	2 200	-	14	433	1 753	314	-	1	66	247	1 886	-	13	367	1 506
not indicated	209	8	49	83	69	44	3	10	20	11	165	5	39	63	58

Atyrau

people

	All youth					Urban youth					Rural youth				
	Total	of them				Total	of them				Total	of them			
		<20	20-24	25-29	30-34		<20	20-24	25-29	30-34		<20	20-24	25-29	30-34
Born	14 903	529	3 820	5 722	4 832	8 057	267	1 935	3 141	2 714	6 846	262	1 885	2 581	2 118
of them															
first	3 831	447	1 969	1 071	344	2 162	224	1 067	639	232	1 669	223	902	432	112
second	3 675	81	1 254	1 643	697	2 076	42	589	975	470	1 599	39	665	668	227
third	3 661	1	478	1 778	1 404	1 992	1	225	916	850	1 669	-	253	862	554
fourth	2 600	-	110	972	1 518	1 301	-	48	483	770	1 299	-	62	489	748
fifth and above	1 135	-	8	258	869	525	-	5	128	392	610	-	3	130	477
not indicated	1	-	1	-	-	1	-	1	-	-	-	-	-	-	-
Born	15 094	579	3 871	5 745	4 899	8 128	262	1 941	3 128	2 797	6 966	317	1 930	2 617	2 102
of them															
first	3 993	473	2 069	1 089	362	2 201	212	1 078	684	227	1 792	261	991	405	135
second	3 543	83	1 222	1 602	636	2 018	35	595	950	438	1 525	48	627	652	198
third	3 406	5	423	1 671	1 307	1 875	4	199	867	805	1 531	1	224	804	502
fourth	2 677	-	95	998	1 584	1 325	-	38	447	840	1 352	-	57	551	744
fifth and above	1 268	-	16	314	938	593	-	7	145	441	675	-	9	169	497
not indicated	207	18	46	71	72	116	11	24	35	46	91	7	22	36	26
Born	13 776	537	3 414	5 027	4 798	7 544	231	1 745	2 725	2 843	6 232	306	1 669	2 302	1 955
of them															
first	3 530	424	1 707	988	411	2 016	186	949	609	272	1 514	238	758	379	139
second	3 383	95	1 177	1 438	673	1 884	37	565	838	444	1 499	58	612	600	229
third	2 930	4	406	1 317	1 203	1 606	3	173	657	773	1 324	1	233	660	430
fourth	2 406	-	78	879	1 449	1 282	-	36	419	827	1 124	-	42	460	622
fifth and above	1 419	-	10	377	1 032	687	-	4	180	503	732	-	6	197	529
not indicated	108	14	36	28	30	69	5	18	22	24	39	9	18	6	6
Born	13 016	477	3 100	4 791	4 648	6 814	206	1 512	2 546	2 550	6 202	271	1 588	2 245	2 098
of them															

	All youth						Urban youth						Rural youth					
	Total	of them			Total	of them			Total	of them			Total	of them				
		<20	20-24	25-29		30-34	<20	20-24		25-29	30-34	<20		20-24	25-29	30-34		
first	3 070	385	1 518	852	315	1 696	171	803	202	520	202	1 374	214	715	332	113		
second	3 212	82	1 085	1 420	625	1 756	31	488	417	820	417	1 456	51	597	600	208		
third	2 743	3	353	1 291	1 096	1 438	2	145	671	620	671	1 305	1	208	671	425		
fourth	2 180	-	65	783	1 332	1 075	-	34	669	372	669	1 105	-	31	411	663		
fifth and above	1 546	-	15	330	1 201	699	-	4	547	148	547	847	-	11	182	654		
not indicated	265	7	64	115	79	150	2	38	44	66	44	115	5	26	49	35		
Born	11 563	459	2 885	4 116	4 103	6 044	198	1 373	2 214	2 259	2 214	5 519	261	1 512	1 857	1 889		
of them																		
first	2 832	393	1 419	736	284	1 587	172	719	197	499	197	1 245	221	700	237	87		
second	2 910	64	1 034	1 257	555	1 612	25	479	367	741	367	1 298	39	555	516	188		
third	2 482	2	339	1 158	983	1 310	1	133	585	591	591	1 172	1	206	573	392		
fourth	1 853	-	64	639	1 150	887	-	28	566	293	566	966	-	36	346	584		
fifth and above	1 412	-	12	302	1 098	604	-	6	471	127	471	808	-	6	175	627		
not indicated	74	-	17	24	33	44	-	8	22	14	22	30	-	9	10	11		

Batys Kazakhstan

	All youth						Urban youth						Rural youth					
	Total	of them			Total	of them			Total	of them			Total	of them				
		<20	20-24	25-29		30-34	<20	20-24		25-29	30-34	<20		20-24	25-29	30-34		
Born	11 296	308	2 823	4 453	3 712	6 379	134	1 436	2 555	2 254	4 917	174	1 387	1 898	1 458			
of them																		
first	3 278	279	1 630	1 017	352	1 937	123	888	673	253	1 341	156	742	344	99			
second	3 542	28	929	1 741	844	2 089	10	440	1 039	600	1 453	18	489	702	244			
third	2 888	1	233	1 224	1 430	1 601	1	97	621	882	1 287	-	136	603	548			
fourth	1 193	-	27	393	773	581	-	8	187	386	612	-	19	206	387			
fifth and above	395	-	4	78	313	171	-	3	35	133	224	-	1	43	180			
not indicated	-	-	-	-	-	-	-	-	-	-	-	-	-	-	-			
Born	11 655	386	2 935	4 455	3 879	6 399	143	1 497	2 499	2 260	5 256	243	1 438	1 956	1 619			
of them																		
first	3 501	337	1 714	1 099	351	1 971	129	896	715	231	1 530	208	818	384	120			
second	3 280	40	896	1 526	818	1 905	12	437	892	564	1 375	28	459	634	254			
third	2 830	1	246	1 199	1 384	1 567	-	118	598	851	1 263	1	128	601	533			
fourth	1 464	-	46	475	943	697	-	27	221	449	767	-	19	254	494			
fifth and above	451	-	3	118	330	189	-	3	51	135	262	-	6	67	195			
not indicated	129	8	30	38	53	70	2	16	22	30	59	6	14	16	23			

Continuation

	All youth of them					Urban youth of them					Rural youth of them				
	Total	<20	20-24	25-29	30-34	Total	<20	20-24	25-29	30-34	Total	<20	20-24	25-29	30-34
	2022														
Born of them	10 002	377	2 434	3 778	3 413	5 562	171	1 272	2 115	2 004	4 440	206	1 162	1 663	1 409
first	2 928	328	1 426	862	312	1 775	150	813	582	230	1 153	178	613	280	82
second	2 870	47	779	1 379	665	1 677	20	373	815	469	1 193	27	406	564	196
third	2 385	1	186	1 020	1 178	1 261	-	70	488	703	1 124	1	116	532	475
fourth	1 277	-	29	395	853	605	-	8	172	425	672	-	21	223	428
fifth and above	512	-	2	112	398	220	-	1	49	170	292	-	1	63	228
not indicated	30	1	12	10	7	24	1	7	9	7	6	-	5	1	-
	2023														
Born of them	9 384	312	2 262	3 471	3 339	5 139	148	1 111	1 936	1 944	4 245	164	1 151	1 535	1 395
first	2 564	274	1 256	726	308	1 535	133	678	505	219	1 029	141	578	221	89
second	2 724	36	768	1 254	666	1 556	13	330	743	470	1 168	23	438	511	196
third	2 206	-	197	947	1 062	1 167	-	84	427	656	1 039	-	113	520	406
fourth	1 237	1	22	401	813	580	1	7	189	383	657	-	15	212	430
fifth and above	588	-	5	118	465	255	-	3	54	198	333	-	2	64	267
not indicated	65	1	14	25	25	46	1	9	18	18	19	-	5	7	7
	2024														
Born of them	8 563	305	2 065	3 077	3 116	4 699	142	1 078	1 716	1 763	3 864	163	987	1 361	1 353
first	2 282	268	1 133	631	250	1 392	132	658	426	176	890	136	475	205	74
second	2 437	35	722	1 095	585	1 408	9	335	669	395	1 029	26	387	426	190
third	2 062	-	172	847	1 043	1 087	-	60	407	620	975	-	112	440	423
fourth	1 141	-	16	373	752	516	-	10	151	355	625	-	6	222	397
fifth and above	568	-	6	107	455	241	-	3	46	192	327	-	3	61	263
not indicated	73	2	16	24	31	55	1	12	17	25	18	1	4	7	6

Zhambyl

	All youth of them					Urban youth of them					Rural youth of them				
	Total	<20	20-24	25-29	30-34	Total	<20	20-24	25-29	30-34	Total	<20	20-24	25-29	30-34
	2020														
Born of them	24 689	1 365	7 363	9 013	6 948	10 825	449	3 006	4 124	3 246	13 864	916	4 357	4 889	3 702
first	7 169	1 172	3 708	1 694	595	3 341	394	1 686	929	332	3 828	778	2 022	765	263
second	6 039	193	2 578	2 424	844	2 827	55	992	1 303	477	3 212	138	1 586	1 121	367
third	5 807	-	916	2 914	1 977	2 548	-	282	1 257	1 009	3 259	-	634	1 657	968
fourth	3 885	-	138	1 547	2 200	1 501	-	35	506	960	2 384	-	103	1 041	1 240
fifth and above	1 770	-	18	422	1 330	594	-	9	119	466	1 176	-	9	303	864
not indicated	19	-	5	12	2	14	-	2	10	2	5	-	3	2	0

Continuation

	All youth					Urban youth					Rural youth					
	Total	of them				Total	of them				Total	of them				
		<20	20-24	25-29	30-34		<20	20-24	25-29	30-34		<20	20-24	25-29	30-34	
Born of them	25 430	1 468	7 504	9 064	7 394	10 974	421	3 033	4 104	3 416	14 456	1 047	4 471	4 960	3 978	
first	7 248	1 262	3 713	1 672	601	3 215	365	1 658	885	307	4 033	897	2 055	787	294	
second	6 015	181	2 640	2 369	825	2 730	50	974	1 214	492	3 285	131	1 666	1 155	333	
third	5 643	6	893	2 788	1 956	2 504	2	310	1 202	990	3 139	4	583	1 586	966	
fourth	4 378	-	179	1 725	2 474	1 769	-	59	627	1 083	2 609	-	120	1 098	1 391	
fifth and above	1 917	-	13	441	1 463	666	-	7	145	514	1 251	-	6	296	949	
not indicated	229	19	66	69	75	90	4	25	31	30	139	15	41	38	45	
							2022									
Born of them	21 979	1 360	6 493	7 791	6 335	9 198	390	2 466	3 470	2 872	12 781	970	4 027	4 321	3 463	
first	6 005	1 148	3 062	1 320	475	2 682	335	1 320	750	277	3 323	813	1 742	570	198	
second	5 212	168	2 395	1 968	681	2 268	49	853	990	376	2 944	119	1 542	978	305	
third	4 849	10	778	2 481	1 580	2 143	5	233	1 065	840	2 706	5	545	1 416	740	
fourth	3 579	1	126	1 445	2 007	1 382	1	38	499	844	2 197	-	88	946	1 163	
fifth and above	1 979	-	14	456	1 509	657	-	7	137	513	1 322	-	7	319	996	
not indicated	355	33	118	121	83	66	-	15	29	22	289	33	103	92	61	
							2023									
Born of them	21 107	1 361	6 289	7 320	6 137	8 671	391	2 322	3 179	2 779	12 436	970	3 967	4 141	3 358	
first	5 533	1 148	2 856	1 115	414	2 430	333	1 212	642	243	3 103	815	1 644	473	171	
second	5 117	160	2 401	1 858	698	2 162	54	811	912	385	2 955	106	1 590	946	313	
third	4 512	6	753	2 269	1 484	1 928	2	221	944	761	2 584	4	532	1 325	723	
fourth	3 409	-	118	1 417	1 874	1 350	-	45	493	812	2 059	-	73	924	1 062	
fifth and above	2 035	-	13	467	1 555	700	-	6	146	548	1 335	-	7	321	1 007	
not indicated	501	47	148	194	112	101	2	27	42	30	400	45	121	152	82	
							2024									
Born of them	19 464	1 284	5 917	6 414	5 849	7 964	404	2 178	2 744	2 638	11 500	880	3 739	3 670	3 211	
first	5 090	1 091	2 642	963	394	2 324	355	1 163	558	248	2 766	736	1 479	405	146	
second	4 754	156	2 270	1 676	652	1 927	42	741	779	365	2 827	114	1 529	897	287	
third	4 095	8	747	1 980	1 360	1 703	3	205	811	684	2 392	5	542	1 169	676	
fourth	3 088	-	121	1 265	1 702	1 184	-	40	419	725	1 904	-	81	846	977	
fifth and above	2 044	-	13	401	1 630	736	-	7	139	590	1 308	-	6	262	1 040	
not indicated	393	29	124	129	111	90	4	22	38	26	303	25	102	91	85	

Zhetisu

	All youth of them										Urban youth of them										Rural youth of them										people
	Total		<20		20-24		25-29		30-34		Total		<20		20-24		25-29		30-34		Total		<20		20-24		25-29		30-34		
Born of them	13 274	562	3 517	4 899	4 296	6 043	234	1 524	2 349	1 936	7 231	328	1 993	2 550	2 360																
first	3 797	497	1 876	1 062	362	1 848	212	876	573	187	1 949	285	1 000	489	175																
second	3 622	65	1 255	1 569	733	1 738	22	505	820	391	1 884	43	750	749	342																
third	3 179	-	326	1 450	1 403	1 403	-	125	629	649	1 776	-	201	821	754																
fourth	1 943	-	56	669	1 218	779	-	18	269	492	1 164	-	38	400	726																
fifth and above	733	-	4	149	580	275	-	-	58	217	458	-	4	91	363																
not indicated	-	-	-	-	-	-	-	-	-	-	-	-	-	-	-																
	13 033	552	3 443	4 698	4 340	5 817	222	1 476	2 168	1 951	7 216	330	1 967	2 530	2 389																
Born of them	3 848	485	1 942	1 029	392	1 781	200	863	531	187	2 067	285	1 079	498	205																
first	3 284	57	1 113	1 440	674	1 572	19	467	726	360	1 712	38	646	714	314																
second	3 004	1	288	1 385	1 330	1 317	0	109	579	629	1 687	1	179	806	701																
third	1 910	-	55	630	1 225	781	0	25	252	504	1 129	-	30	378	721																
fourth	836	-	9	158	669	308	0	2	57	249	528	-	7	101	420																
fifth and above	151	9	36	56	50	58	3	10	23	22	93	6	26	33	28																
not indicated	11 206	535	2 982	3 993	3 696	5 194	227	1 304	1 927	1 736	6 012	308	1 678	2 066	1 960																
Born of them	3 121	459	1 569	810	283	1 532	190	730	447	165	1 589	269	839	363	118																
first	2 932	55	1 053	1 259	565	1 464	28	441	663	332	1 468	27	612	596	233																
second	2 517	-	267	1 137	1 113	1 119	-	91	480	548	1 398	-	176	657	565																
third	1 662	-	44	591	1 027	706	-	19	261	426	956	-	25	330	601																
fourth	824	-	9	160	655	300	-	3	56	241	524	-	6	104	414																
fifth and above	150	21	40	36	53	73	9	20	20	24	77	12	20	16	29																
not indicated	10 503	519	2 741	3 784	3 459	4 669	216	1 183	1 692	1 578	5 834	303	1 558	2 092	1 881																
Born of them	2 652	438	1 328	650	236	1 253	187	611	329	126	1 399	251	717	321	110																
first	2 712	63	995	1 145	509	1 238	22	406	558	252	1 474	41	589	587	257																
second	2 378	-	309	1 119	950	1 050	-	121	468	461	1 328	-	188	651	489																
third	1 614	-	43	573	998	664	-	18	222	424	950	-	25	351	574																
fourth	867	-	5	197	665	331	-	3	59	269	536	-	2	138	396																
fifth and above	280	18	61	100	101	133	7	24	56	46	147	11	37	44	55																
not indicated	9 428	454	2 660	3 196	3 118	4 243	191	1 157	1 452	1 443	5 185	263	1 503	1 744	1 675																
Born of them	2 607	405	1 425	549	228	1 260	173	667	298	122	1 347	232	758	251	106																
first																															

	All youth						Urban youth						Rural youth					
	Total	of them			Total	of them			Total	of them			Total	of them				
		<20	20-24	25-29		30-34	<20	20-24		25-29	30-34	<20		20-24	25-29	30-34		
second	2 415	47	917	992	459	1 102	17	354	484	247	1 313	30	563	508	212			
third	2 148	1	257	973	917	969	1	112	403	453	1 179	-	145	570	464			
fourth	1 378	-	47	495	836	561	-	15	192	354	817	-	32	303	482			
fifth and above	835	-	6	171	658	326	-	3	67	256	509	-	3	104	402			
not indicated	45	1	8	16	20	25	-	6	8	11	20	1	2	8	9			

Karagandy

people

	All youth						Urban youth						Rural youth					
	Total	of them			Total	of them			Total	of them			Total	of them				
		<20	20-24	25-29		30-34	<20	20-24		25-29	30-34	<20		20-24	25-29	30-34		
Born of them	15 389	546	3 991	5 930	4 922	12 249	388	3 058	4 824	3 979	3 140	158	933	1 106	943			
first	5 472	496	2 527	1 769	680	4 534	356	2 021	1 559	598	938	140	506	210	82			
second	4 901	50	1 157	2 240	1 454	4 006	32	834	1 874	1 266	895	18	323	366	188			
third	3 147	-	260	1 361	1 526	2 405	-	177	1 008	1 220	742	-	83	353	306			
fourth	1 386	-	46	458	882	980	-	25	315	640	406	-	21	143	242			
fifth and above	479	-	-	100	379	320	-	-	66	254	159	-	-	34	125			
not indicated	4	-	1	2	1	4	-	1	2	1	-	-	-	-	-			
Born of them	15 600	607	3 910	5 942	5 141	12 536	443	3 060	4 843	4 190	3 064	164	850	1 099	951			
first	5 526	540	2 428	1 781	777	4 591	401	1 966	1 539	685	935	139	462	242	92			
second	4 648	57	1 128	2 157	1 306	3 867	34	866	1 799	1 168	781	23	262	358	138			
third	3 176	-	255	1 349	1 572	2 488	-	164	1 063	1 261	688	-	91	286	311			
fourth	1 498	-	37	464	997	1 080	-	20	316	744	418	-	17	148	253			
fifth and above	554	-	2	122	430	368	-	1	77	290	186	-	1	45	140			
not indicated	198	10	60	69	59	142	8	43	49	42	56	2	17	20	17			
Born of them	13 428	520	3 362	5 000	4 546	10 705	368	2 620	4 021	3 696	2 723	152	742	979	850			
first	4 451	444	2 002	1 389	616	3 679	310	1 615	1 212	542	772	134	387	177	74			
second	4 006	36	1 026	1 853	1 091	3 279	23	760	1 534	962	727	13	266	319	129			
third	2 742	1	211	1 101	1 429	2 153	1	150	827	1 175	589	-	61	274	254			
fourth	1 378	-	38	455	885	974	-	25	301	648	404	-	13	154	237			
fifth and above	590	-	2	131	457	402	-	2	86	314	188	-	-	45	143			
not indicated	261	39	83	71	68	218	34	68	61	55	43	5	15	10	13			
Born of them	12 782	539	3 159	4 728	4 356	10 209	412	2 431	3 807	3 559	2 573	127	728	921	797			
first	3 989	479	1 784	1 196	530	3 312	367	1 435	1 037	473	677	112	349	159	57			

Continuation

	All youth					Urban youth					Rural youth					
	Total	of them				Total	of them				Total	of them				
		<20	20-24	25-29	30-34		<20	20-24	25-29	30-34		<20	20-24	25-29	30-34	
second	3 945	43	1 034	1 761	1 107	3 278	30	758	1 491	999	667	13	276	270	108	
third	2 587	3	224	1 103	1 257	2 016	2	149	826	1 039	571	1	75	277	218	
fourth	1 383	-	41	434	908	978	-	28	290	660	405	-	13	144	248	
fifth and above	633	-	9	151	473	425	-	6	96	323	208	-	3	55	150	
not indicated	245	14	67	83	81	200	13	55	67	65	45	1	12	16	16	
Born	11 903	490	3 032	4 230	4 151	9 570	374	2 367	3 443	3 386	2 333	116	665	787	765	
of them																
first	3 846	444	1 834	1 096	472	3 202	336	1 481	959	426	644	108	353	137	46	
second	3 449	40	905	1 508	996	2 878	32	680	1 279	887	571	8	225	229	109	
third	2 487	1	218	1 031	1 237	1 949	1	150	775	1 023	538	-	68	256	214	
fourth	1 353	-	39	413	901	988	-	26	296	666	365	-	13	117	235	
fifth and above	662	-	6	144	512	457	-	5	98	354	205	-	1	46	158	
not indicated	106	5	30	38	33	96	5	25	36	30	10	-	5	2	3	

Kostanay

	All youth					Urban youth					Rural youth				
	Total	of them				Total	of them				Total	of them			
		<20	20-24	25-29	30-34		<20	20-24	25-29	30-34		<20	20-24	25-29	30-34
Born	9 524	468	2 488	3 424	3 144	5 843	216	1 430	2 219	1 978	3 681	252	1 058	1 205	1 166
of them															
first	3 256	417	1 518	941	380	2 141	197	951	706	287	1 115	220	567	235	93
second	3 339	43	780	1 442	1 074	2 191	17	400	972	802	1 148	26	380	470	272
third	1 865	2	137	691	1 035	1 021	-	46	371	604	844	2	91	320	431
fourth	679	-	23	232	424	315	-	12	110	193	364	-	11	122	231
fifth and above	297	-	3	82	212	123	-	2	38	83	174	-	1	44	129
not indicated	88	6	27	36	19	52	2	19	22	9	36	4	8	14	10
Born	9 098	437	2 383	3 298	2 980	5 701	209	1 411	2 138	1 943	3 397	228	972	1 160	1 037
of them															
first	3 079	387	1 455	921	316	2 072	184	938	705	245	1 007	203	517	216	71
second	2 993	44	728	1 305	916	2 004	22	386	883	713	989	22	342	422	203
third	1 763	-	140	696	927	1 003	-	59	387	557	760	-	81	309	370
fourth	857	-	30	276	551	430	-	8	122	300	427	-	22	154	251
fifth and above	288	-	3	63	222	117	-	2	19	96	171	-	1	44	126
not indicated	118	6	27	37	48	75	3	18	22	32	43	3	9	15	16
Born	8 246	392	2 131	2 979	2 744	5 230	193	1 235	2 013	1 789	3 016	199	896	966	955
of them															
first	2 939	354	1 332	890	363	1 950	177	823	678	272	989	177	509	212	91

	All youth					Urban youth					Rural youth				
	Total	of them				Total	of them				Total	of them			
		<20	20-24	25-29	30-34		<20	20-24	25-29	30-34		<20	20-24	25-29	30-34
second	2 659	33	629	1 160	837	1 799	14	339	809	637	860	19	290	351	200
third	1 603	1	134	630	838	963	-	59	374	530	640	1	75	256	308
fourth	723	-	26	215	482	367	-	8	106	253	356	-	18	109	229
fifth and above	294	-	3	72	219	130	-	-	38	92	164	-	3	34	127
not indicated	28	4	7	12	5	21	2	6	8	5	7	2	1	4	-
						2023									
Born	7 550	357	1 903	2 713	2 577	4 725	162	1 087	1 740	1 736	2 825	195	816	973	841
of them															
first	2 570	321	1 183	739	327	1 638	146	718	530	244	932	175	465	209	83
second	2 385	31	537	1 051	766	1 603	12	280	724	587	782	19	257	327	179
third	1 475	2	130	588	755	876	2	60	330	484	599	-	70	258	271
fourth	662	-	12	208	442	364	-	5	89	270	298	-	7	119	172
fifth and above	346	-	3	84	259	166	-	1	37	128	180	-	2	47	131
not indicated	112	3	38	43	28	78	2	23	30	23	34	1	15	13	5
						2024									
Born	6 948	377	1 885	2 317	2 369	4 308	183	1 062	1 531	1 532	2 640	194	823	786	837
of them															
first	2 359	328	1 144	612	275	1 516	160	681	458	217	843	168	463	154	58
second	2 170	42	566	909	653	1 437	20	298	638	481	733	22	268	271	172
third	1 360	2	127	495	736	813	1	50	282	480	547	1	77	213	256
fourth	600	-	20	183	397	304	-	9	88	207	296	-	11	95	190
fifth and above	360	-	2	81	277	150	-	1	30	119	210	-	1	51	158
not indicated	99	5	26	37	31	88	2	23	35	28	11	3	3	2	3

Kyzylorda

	All youth					Urban youth					Rural youth				
	Total	of them				Total	of them				Total	of them			
		<20	20-24	25-29	30-34		<20	20-24	25-29	30-34		<20	20-24	25-29	30-34
Born	17 902	576	4 902	6 952	5 472	8 570	199	2 120	3 455	2 796	9 332	377	2 782	3 497	2 676
of them															
first	5 658	485	2 851	1 690	632	2 890	167	1 278	1 020	425	2 768	318	1 573	670	207
second	4 236	91	1 543	1 966	636	2 038	32	635	987	384	2 198	59	908	979	252
third	3 894	-	431	1 961	1 502	1 864	-	175	900	789	2 030	-	256	1 061	713
fourth	2 909	-	68	1 085	1 756	1 303	-	26	439	838	1 606	-	42	646	918
fifth and above	1 204	-	9	250	945	474	-	6	109	359	730	-	3	141	586
not indicated	1	-	-	-	1	1	-	-	-	1	-	-	-	-	-
						2021									
Born	19 366	663	5 406	7 452	5 845	9 079	228	2 322	3 618	2 911	10 287	435	3 084	3 834	2 934
of them															

people

Pavlodar

	All youth												Urban youth						Rural youth						people
	of them						of them						of them			of them									
	<20		20-24		25-29		30-34		Total		<20		20-24		25-29		30-34		Total						
	2020		2021		2022		2023		2024		2020		2021		2022		2023		2024						
Born of them	9 492	372	2 348	3 455	3 317	6 481	2 17	1 481	2 454	2 329	3 011	155	867	1 001	988										
first	3 078	333	1 449	933	363	2 215	196	966	756	297	863	137	483	177	66										
second	3 215	37	736	1 441	1 001	2 329	21	439	1 065	804	886	16	297	376	197										
third	2 058	1	134	785	1 138	1 347	-	65	482	800	711	1	69	303	338										
fourth	863	1	26	247	589	455	-	9	121	325	408	1	17	126	264										
fifth and above	278	-	3	49	226	135	-	2	30	103	143	-	1	19	123										
not indicated	-	-	-	-	-	-	-	-	-	-	-	-	-	-	-										
Born of them	9 211	364	2 318	3 328	3 201	6 475	228	1 540	2 378	2 329	2 736	136	778	950	872										
first	2 946	322	1 436	865	323	2 184	201	1 013	695	275	762	121	423	170	48										
second	2 987	35	696	1 353	903	2 198	22	423	1 015	738	789	13	273	338	165										
third	1 952	3	129	762	1 058	1 316	2	66	479	769	636	1	63	283	289										
fourth	912	-	26	238	648	543	-	15	138	390	369	-	11	100	258										
fifth and above	308	-	4	72	232	157	-	1	25	131	151	-	3	47	101										
not indicated	106	4	27	38	37	77	3	22	26	26	29	1	5	12	11										
Born of them	8 266	347	2 027	2 951	2 941	5 717	193	1 324	2 113	2 087	2 549	154	703	838	854										
first	2 768	310	1 273	818	367	1 996	174	879	649	294	772	136	394	169	73										
second	2 566	33	607	1 144	782	1 888	16	365	861	646	678	17	242	283	136										
third	1 776	1	109	702	964	1 207	-	58	449	700	569	1	51	253	264										
fourth	789	-	25	213	551	438	-	12	116	310	351	-	13	97	241										
fifth and above	333	-	1	64	268	159	-	1	30	128	174	-	-	34	140										
not indicated	34	3	12	10	9	29	3	9	8	9	5	-	3	2	-										
Born of them	7 411	304	1 860	2 581	2 666	5 101	178	1 184	1 832	1 907	2 310	126	676	749	759										
first	2 360	271	1 102	686	301	1 675	161	732	544	238	685	110	370	142	63										
second	2 360	31	590	1 001	738	1 753	15	368	760	610	607	16	222	241	128										
third	1 558	1	134	606	817	1 022	1	66	373	582	536	-	68	233	235										
fourth	746	-	21	215	510	431	-	10	114	307	315	-	11	101	203										
fifth and above	351	-	2	59	290	192	-	1	30	161	159	-	1	29	129										
not indicated	36	1	11	14	10	28	1	7	11	9	8	-	4	3	1										
Born of them	6 756	254	1 676	2 394	2 432	4 649	136	1 083	1 663	1 767	2 107	118	593	731	665										
first	2 139	232	1 025	638	244	1 521	124	693	498	206	618	108	332	140	38										

	All youth						Urban youth						Rural youth							
	of them			of them			of them			of them			of them			of them				
	Total	<20	20-24	25-29	30-34	Total	<20	20-24	25-29	30-34	Total	<20	20-24	25-29	30-34	Total	<20	20-24	25-29	30-34
second	1 994	20	503	863	608	1 478	11	311	641	515	516	9	192	222	93	516	9	192	222	93
third	1 462	-	111	571	780	998	-	56	364	578	464	-	55	207	202	464	-	55	207	202
fourth	763	-	23	219	521	431	-	12	110	309	332	-	11	109	212	332	-	11	109	212
fifth and above	337	-	2	79	256	176	-	1	36	139	161	-	1	43	117	161	-	1	43	117
not indicated	61	2	12	24	23	45	1	10	14	20	16	1	2	10	3	16	1	2	10	3

Soltustik Kazakhstan

people

	All youth						Urban youth						Rural youth								
	of them			of them			of them			of them			of them			of them					
	Total	<20	20-24	25-29	30-34	Total	<20	20-24	25-29	30-34	Total	<20	20-24	25-29	30-34	Total	<20	20-24	25-29	30-34	
Born	5 660	287	1 412	2 081	1 880	2 760	105	609	1 052	994	2 900	182	803	1 029	886	2 900	182	803	1 029	886	
of them																					
first	2 012	262	909	610	231	1 077	94	429	392	162	935	168	480	218	69	935	168	480	218	69	
second	2 058	24	388	955	691	1 083	11	150	493	429	975	13	238	462	262	975	13	238	462	262	
third	1 046	1	87	375	583	438	-	25	133	280	608	1	62	242	303	608	1	62	242	303	
fourth	390	-	25	115	250	122	-	5	30	87	268	-	20	85	163	268	-	20	85	163	
fifth and above	154	-	3	26	125	40	-	4	4	36	114	-	3	22	89	114	-	3	22	89	
not indicated	-	-	-	-	-	-	-	-	-	-	-	-	-	-	-	-	-	-	-	-	
Born	5 273	262	1 404	1 849	1 758	2 574	82	624	952	916	2 699	180	780	897	842	2 699	180	780	897	842	
of them																					
first	1 819	241	879	504	195	959	74	427	329	129	860	167	452	175	66	860	167	452	175	66	
second	1 835	16	419	797	603	999	7	167	435	390	836	9	252	362	213	836	9	252	362	213	
third	991	2	78	362	549	424	1	22	142	259	567	1	56	220	290	567	1	56	220	290	
fourth	422	-	14	134	274	134	-	4	30	100	288	-	10	104	174	288	-	10	104	174	
fifth and above	149	-	3	30	116	38	-	-	11	27	111	-	3	19	89	111	-	3	19	89	
not indicated	57	3	11	22	21	20	-	4	5	11	37	3	7	17	10	37	3	7	17	10	
Born	4 662	239	1 282	1 543	1 598	2 269	70	573	801	825	2 393	169	709	742	773	2 393	169	709	742	773	
of them																					
first	1 750	220	817	486	227	927	64	409	304	150	823	156	408	182	77	823	156	408	182	77	
second	1 555	17	356	635	547	813	6	130	339	338	742	11	226	296	209	742	11	226	296	209	
third	823	-	82	275	466	359	-	27	113	219	464	-	55	162	247	464	-	55	162	247	
fourth	344	-	17	98	229	109	-	4	33	72	235	-	13	65	157	235	-	13	65	157	
fifth and above	163	-	2	42	119	47	-	-	7	40	116	-	2	35	79	116	-	2	35	79	
not indicated	27	2	8	7	10	14	-	3	5	6	13	2	5	2	4	13	2	5	2	4	
Born	4 369	220	1 164	1 470	1 515	2 113	83	471	756	803	2 256	137	693	714	712	2 256	137	693	714	712	
of them																					
2020																					
2021																					
2022																					
2023																					

Continuation

	All youth					Urban youth					Rural youth									
	Total	of them				Total	of them				Total	of them								
		<20	20-24	25-29	30-34		<20	20-24	25-29	30-34		<20	20-24	25-29	30-34					
of them																				
first	1 511	190	737	386	198	789	72	316	263	138	722	118	421	123	60					
second	1 447	25	323	622	477	780	10	123	335	312	667	15	200	287	165					
third	840	-	66	284	490	353	-	20	100	233	487	-	46	184	257					
fourth	317	-	10	105	202	100	-	3	27	70	217	-	7	78	132					
fifth and above	156	-	-	37	119	43	-	-	10	33	113	-	-	27	86					
not indicated	98	5	28	36	29	48	1	9	21	17	50	4	19	15	12					
Born	3 854	225	1 078	1 267	1 284	1 769	63	445	607	654	2 085	162	633	660	630					
of them																				
first	1 378	204	677	345	152	682	59	307	216	100	696	145	370	129	52					
second	1 255	17	311	492	435	618	2	107	233	276	637	15	204	259	159					
third	697	-	64	256	377	294	-	19	96	179	403	-	45	160	198					
fourth	301	-	7	109	185	105	-	5	37	63	196	-	2	72	122					
fifth and above	174	-	4	50	120	44	-	1	14	29	130	-	3	36	91					
not indicated	49	4	15	15	15	26	2	6	11	7	23	2	9	4	8					

Turkistan

	All youth					Urban youth					Rural youth										
	Total	of them				Total	of them				Total	of them									
		<20	20-24	25-29	30-34		<20	20-24	25-29	30-34		<20	20-24	25-29	30-34						
of them																					
Born	53 239	2 858	17 809	18 990	13 582	13 786	661	4 302	5 107	3 716	39 453	2 197	13 507	13 883	9 866						
of them																					
first	13 064	2 518	8 044	2 030	472	3 520	581	2 107	666	166	9 544	1 937	5 937	1 364	306						
second	11 824	332	6 734	3 857	901	3 041	77	1 513	1 141	310	8 783	255	5 221	2 716	591						
third	11 936	8	2 567	6 751	2 610	3 148	3	583	1 777	785	8 788	5	1 984	4 974	1 825						
fourth	10 323	-	430	4 947	4 946	2 725	-	94	1 219	1 412	7 598	-	336	3 728	3 534						
fifth and above	6 087	-	32	1 402	4 653	1 352	-	5	304	1 043	4 735	-	27	1 098	3 610						
not indicated	5	-	2	3	-	-	-	-	-	-	5	-	2	3	0						
Born	55 773	3 228	18 598	19 636	14 311	14 555	715	4 639	5 251	3 950	41 218	2 513	13 959	14 385	10 361						
of them																					
first	13 600	2 766	8 398	2 011	425	3 663	611	2 239	664	149	9 937	2 155	6 159	1 347	276						
second	11 979	423	6 824	3 875	857	3 189	95	1 658	1 170	266	8 790	328	5 166	2 705	591						
third	11 571	5	2 678	6 462	2 426	3 115	-	572	1 715	828	8 456	5	2 106	4 747	1 598						
fourth	11 029	-	523	5 376	5 130	2 822	-	127	1 296	1 399	8 207	-	396	4 080	3 731						
fifth and above	7 111	-	32	1 737	5 342	1 641	-	11	355	1 275	5 470	-	21	1 382	4 067						
not indicated	483	34	143	175	131	125	9	32	51	33	358	25	111	124	98						

	All youth					Urban youth					Rural youth							
	Total	of them				Total	of them				Total	of them						
		<20	20-24	25-29	30-34		<20	20-24	25-29	30-34		<20	20-24	25-29	30-34			
	2022																	
Born of them	49 542	2 762	17 048	17 284	12 448	12 989	582	4 192	4 704	3 511	36 553	2 180	12 856	12 580	8 937			
first	11 119	2 168	6 925	1 554	472	2 941	454	1 816	508	163	8 178	1 714	5 109	1 046	309			
second	11 099	389	6 531	3 425	754	2 970	95	1 591	1 026	258	8 129	294	4 940	2 399	496			
third	10 804	2	2 578	5 911	2 313	2 870	-	572	1 600	698	7 934	2	2 006	4 311	1 615			
fourth	8 755	-	443	4 485	3 827	2 247	-	88	1 100	1 059	6 508	-	355	3 385	2 768			
fifth and above	6 712	-	50	1 742	4 920	1 717	-	12	424	1 281	4 995	-	38	1 318	3 639			
not indicated	1 053	203	521	167	162	244	33	113	46	52	809	170	408	121	110			
	2023																	
Born of them	47 204	2 625	16 293	16 068	12 218	11 968	524	3 834	4 214	3 396	35 236	2 101	12 459	11 854	8 822			
first	10 925	2 209	6 466	1 632	618	2 630	441	1 591	436	162	8 295	1 768	4 875	1 196	456			
second	10 456	342	6 394	3 030	690	2 747	71	1 487	953	236	7 709	271	4 907	2 077	454			
third	9 311	-	2 416	5 026	1 869	2 440	-	519	1 309	612	6 871	-	1 897	3 717	1 257			
fourth	8 258	-	442	4 168	3 648	2 170	-	109	1 003	1 058	6 088	-	333	3 165	2 590			
fifth and above	6 815	-	42	1 744	5 029	1 670	-	17	410	1 243	5 145	-	25	1 334	3 786			
not indicated	1 439	74	533	468	364	311	12	111	103	85	1 128	62	422	365	279			
	2024																	
Born of them	44 815	2 520	15 591	14 884	11 820	11 441	525	3 672	4 003	3 241	33 374	1 995	11 919	10 881	8 579			
first	9 944	2 201	6 255	1 167	321	2 557	465	1 573	416	103	7 387	1 736	4 682	751	218			
second	10 093	291	6 188	2 880	734	2 600	56	1 387	908	249	7 493	235	4 801	1 972	485			
third	9 567	2	2 557	5 104	1 904	2 547	-	583	1 336	628	7 020	2	1 974	3 768	1 276			
fourth	8 012	-	470	4 005	3 537	1 982	-	99	916	967	6 030	-	371	3 089	2 570			
fifth and above	6 916	-	34	1 636	5 246	1 683	-	10	398	1 275	5 233	-	24	1 238	3 971			
not indicated	283	26	87	92	78	72	4	20	29	19	211	22	67	63	59			

Ulytau

	All youth					Urban youth					Rural youth								
	Total	of them				Total	of them				Total	of them							
		<20	20-24	25-29	30-34		<20	20-24	25-29	30-34		<20	20-24	25-29	30-34				
	2020																		
Born of them	3 975	164	1 069	1 565	1 177	3 139	127	810	1 260	942	836	37	259	305	235				
first	1 107	148	557	315	87	830	117	411	242	60	277	31	146	73	27				
second	1 144	16	397	527	204	934	10	309	443	172	210	6	88	84	32				
third	983	-	104	479	400	807	-	81	395	331	176	-	23	84	69				
fourth	550	-	10	198	342	428	-	8	144	276	122	-	2	54	66				
fifth and above	189	-	-	46	143	138	-	-	36	102	51	-	-	10	41				
not indicated	2	-	1	-	1	2	-	1	-	1	-	-	-	-	-				

Shygyys Kazakhstan

people

	All youth of them					Urban youth of them					Rural youth of them				
	Total	<20	20-24	25-29	30-34	Total	<20	20-24	25-29	30-34	Total	<20	20-24	25-29	30-34
	2020														
Born of them	8 655	350	1 991	3 217	3 097	5 798	195	1 272	2 223	2 108	2 857	155	719	994	989
first	2 961	329	1 277	954	401	2 105	184	855	732	334	856	145	422	222	67
second	2 924	21	580	1 335	988	2 057	11	344	958	744	867	10	236	377	244
third	1 764	-	108	670	986	1 124	-	60	408	656	640	-	48	262	330
fourth	769	-	22	215	532	398	-	10	102	286	371	-	12	113	246
fifth and above	219	-	1	38	180	97	-	-	18	79	122	-	1	20	101
not indicated	18	-	3	5	10	17	-	3	5	9	1	-	-	-	1
	2021														
Born of them	8 801	341	2 015	3 268	3 177	5 891	192	1 292	2 232	2 175	2 910	149	723	1 036	1 002
first	2 835	304	1 250	922	359	2 023	170	853	714	286	812	134	397	208	73
second	2 890	30	612	1 300	948	2 048	16	363	948	721	842	14	249	352	227
third	1 865	1	103	722	1 039	1 166	1	49	413	703	699	-	54	309	336
fourth	846	-	26	243	577	473	-	13	114	346	373	-	13	129	231
fifth and above	260	-	-	52	208	112	-	-	23	89	148	-	-	29	119
not indicated	105	6	24	29	46	69	5	14	20	30	36	1	10	9	16
	2022														
Born of them	7 500	288	1 694	2 748	2 770	5 112	154	1 113	1 908	1 937	2 388	134	581	840	833
first	2 712	259	1 108	914	431	1 946	136	762	705	343	766	123	346	209	88
second	2 273	24	460	1 034	755	1 625	15	279	737	594	648	9	181	297	161
third	1 533	-	87	552	894	988	-	44	328	616	545	-	43	224	278
fourth	679	-	17	189	473	389	-	9	105	275	290	-	8	84	198
fifth and above	230	-	-	42	188	109	-	-	21	88	121	-	-	21	100
not indicated	73	5	22	17	29	55	3	19	12	21	18	2	3	5	8
	2023														
Born of them	6 676	259	1 537	2 409	2 471	4 520	138	983	1 691	1 708	2 156	121	554	718	763
first	2 326	231	960	737	398	1 629	126	614	576	313	697	105	346	161	85
second	1 955	24	429	901	601	1 412	11	280	648	473	543	13	149	253	128
third	1 340	-	96	507	737	876	-	52	316	508	464	-	44	191	229
fourth	623	-	16	172	435	365	-	11	97	257	258	-	5	75	178
fifth and above	325	-	4	63	258	168	-	1	31	136	157	-	3	32	122
not indicated	107	4	32	29	42	70	1	25	23	21	37	3	7	6	21
	2024														
Born of them	6 415	255	1 492	2 263	2 405	4 298	132	936	1 561	1 669	2 117	123	556	702	736
first	2 308	238	978	714	378	1 600	123	653	543	281	708	115	325	171	97
second	1 857	16	390	829	622	1 305	8	216	600	481	552	8	174	229	141
third	1 218	-	95	464	659	810	-	53	280	477	408	-	42	184	182
fourth	691	-	20	186	485	404	-	9	101	294	287	-	11	85	191
fifth and above	311	-	4	54	253	161	-	1	28	132	150	-	3	26	121
not indicated	30	1	5	16	8	18	1	4	9	4	12	-	1	7	4

Astana city

people

	Born to mothers aged, years old				
	14-34	Including			
		<20	20-24	25-29	30-34
2020					
Born	23 987	302	4 880	9 912	8 893
of them					
first	7 973	263	3 068	3 259	1 383
second	7 676	39	1 424	3 753	2 460
third	5 283	-	323	2 060	2 900
fourth	2 323	-	59	702	1 562
fifth and above	728	-	5	135	588
not indicated	4	-	1	3	-
2021					
Born	25 037	382	4 907	10 511	9 237
of them					
first	8 464	346	3 165	3 591	1 362
second	7 589	26	1 348	3 835	2 380
third	5 264	-	288	2 059	2 917
fourth	2 578	-	47	778	1 753
fifth and above	873	-	5	159	709
not indicated	269	10	54	89	116
2022					
Born	23 722	360	4 767	9 655	8 940
of them					
first	8 029	306	3 032	3 251	1 440
second	6 936	32	1 288	3 416	2 200
third	4 957	-	301	1 961	2 695
fourth	2 408	-	41	711	1 656
fifth and above	981	-	3	196	782
not indicated	411	22	102	120	167
2023					
Born	22 505	354	4 416	9 022	8 713
of them					
first	7 037	313	2 630	2 814	1 280
second	6 846	38	1 345	3 296	2 167
third	4 697	-	292	1 820	2 585
fourth	2 308	-	47	685	1 576
fifth and above	1 078	-	4	213	861
not indicated	539	3	98	194	244
2024					
Born	21 617	336	4 311	8 461	8 509
of them					
first	6 902	301	2 671	2 684	1 246
second	6 523	28	1 236	3 021	2 238
third	4 453	-	297	1 734	2 422
fourth	2 274	-	48	665	1 561
fifth and above	1 117	-	4	223	890
not indicated	348	7	55	134	152

Almaty city

people

	Born to mothers aged, years old				
	14-34	Including			
		<20	20-24	25-29	30-34
2020					
Born	28 743	541	5 891	11 880	10 431
of them					
first	13 580	498	4 234	5 639	3 209
second	7 840	43	1 376	3 718	2 703
third	4 728	-	240	1 839	2 649
fourth	1 921	-	36	557	1 328
fifth and above	674	-	5	127	542
not indicated	-	-	-	-	-
2021					
Born	30 276	558	6 110	12 368	11 240

	Born to mothers aged, years old				
	14-34	Including			
		<20	20-24	25-29	30-34
of them					
first	14 350	509	4 366	5 958	3 517
second	7 820	38	1 348	3 702	2 732
third	4 771	-	245	1 821	2 705
fourth	2 078	-	53	578	1 447
fifth and above	846	-	6	163	677
not indicated	411	11	92	146	162
		2022			
Born	28 515	594	5 895	11 559	10 467
of them					
first	10 459	513	3 811	4 149	1 986
second	8 594	55	1 594	4 149	2 796
third	5 396	-	328	2 147	2 921
fourth	2 623	-	41	781	1 801
fifth and above	989	-	7	174	808
not indicated	454	26	114	159	155
		2023			
Born	27 487	580	5 680	10 879	10 348
of them					
first	9 115	506	3 468	3 468	1 673
second	8 150	55	1 645	3 919	2 531
third	5 541	-	316	2 192	3 033
fourth	2 646	-	51	782	1 813
fifth and above	1 173	-	1	200	972
not indicated	862	19	199	318	326
		2024			
Born	26 071	567	5 538	9 887	10 079
of them					
first	8 956	506	3 500	3 252	1 698
second	7 920	51	1 628	3 600	2 641
third	5 251	-	326	2 019	2 906
fourth	2 517	-	38	706	1 773
fifth and above	1 129	-	3	211	915
not indicated	298	10	43	99	146

Shymkent city

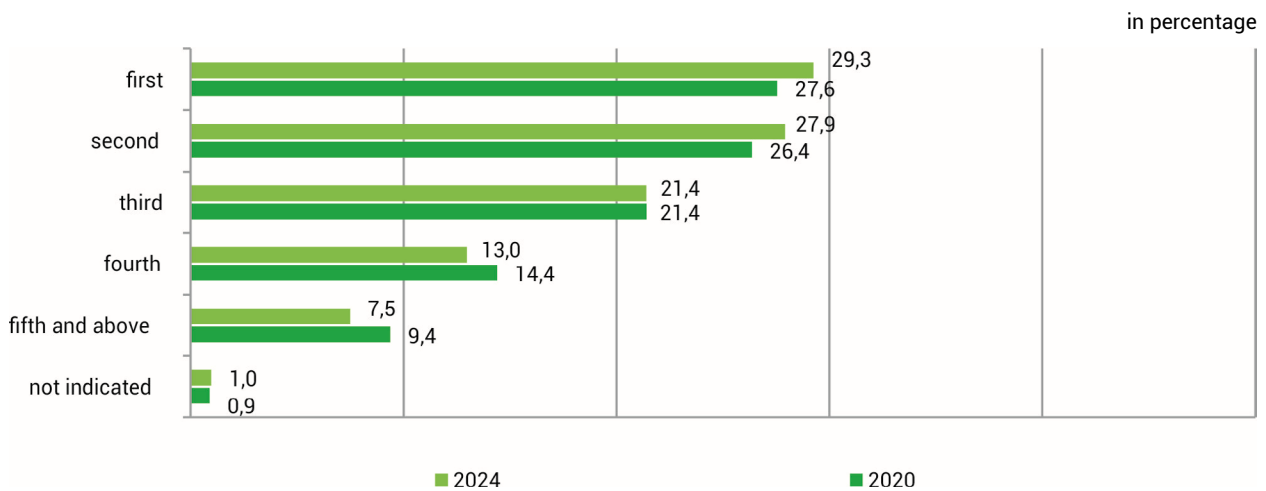
people

	Born to mothers aged, years old				
	14-34	Including			
		<20	20-24	25-29	30-34
		2020			
Born	27 354	1 000	8 591	10 162	7 601
of them					
first	7 634	886	4 602	1 667	479
second	6 902	108	2 990	2 886	918
third	6 318	5	852	3 427	2 034
fourth	4 457	-	135	1 764	2 558
fifth and above	2 022	-	8	404	1 610
not indicated	21	1	4	14	2
		2021			
Born	29 972	1 062	9 274	11 183	8 453
of them					
first	8 129	921	4 892	1 808	508
second	7 257	127	3 205	3 008	917
third	6 605	2	939	3 631	2 033
fourth	5 170	-	158	2 111	2 901
fifth and above	2 610	-	15	557	2 038
not indicated	201	12	65	68	56
		2022			
Born	26 916	976	8 155	9 959	7 826
of them					
first	6 954	809	3 962	1 664	519
second	6 591	118	2 968	2 610	895
third	5 967	-	901	3 246	1 820
fourth	4 465	-	146	1 803	2 516
fifth and above	2 527	-	14	541	1 972
not indicated	412	49	164	95	104

Continuation

	Born to mothers aged, years old				
	14-34	Including			
		<20	20-24	25-29	30-34
2023					
Born	25 756	925	7 803	9 437	7 591
of them					
first	6 045	779	3 539	1 333	394
second	6 592	112	3 096	2 544	840
third	5 534	4	840	3 030	1 660
fourth	4 399	2	151	1 804	2 442
fifth and above	2 635	-	7	531	2 097
not indicated	551	28	170	195	158
2024					
Born	23 840	850	7 197	8 527	7 266
of them					
first	5 649	757	3 369	1 125	398
second	5 913	79	2 714	2 286	834
third	5 260	2	874	2 775	1 609
fourth	4 179	-	164	1 716	2 299
fifth and above	2 618	-	10	539	2 069
not indicated	221	12	66	86	57

Distribution of births among young people by birth order



3.3 Fertility rates by age group

births per 1000 women

Age	All youth					Urban youth					Rural youth				
	2020	2021	2022	2023	2024	2020	2021	2022	2023	2024	2020	2021	2022	2023	2024
Republic of Kazakhstan															
15-34	132,40	138,09	123,64	116,91	101,0	125,08	130,31	114,39	106,66	92,7	144,23	150,82	140,15	135,41	115,9
15-19	22,93	23,74	20,37	17,59	15,64	19,86	19,74	15,25	13,53	12,2	26,31	28,21	25,92	23,19	20,43
20-24	170,63	180,47	159,71	147,90	135,1	154,97	165,40	135,17	121,92	109,82	193,36	202,43	201,79	195,87	184,28
25-29	187,01	201,49	180,66	181,25	170,63	174,03	190,49	171,86	164,71	154,6	211,12	221,15	211,37	214,58	204,27
30-34	136,74	142,64	135,62	136,24	131,55	124,20	127,01	127,44	125,08	120,56	162,65	177,57	157,02	159,89	155,66
Abay															
15-34	112,80	116,57	121,93	112,94	99,3	107,48	112,97	124,08	114,43	102,4	123,63	123,91	118,16	110,28	93,6
15-19	14,88	12,99	13,78	11,24	12,17	15,97	12,55	13,23	10,49	12,49	13,60	13,41	14,45	12,21	11,58
20-24	138,40	148,45	166,05	159,68	152,11	141,64	160,94	165,18	156,81	143,28	133,21	128,45	167,42	165,06	170,69
25-29	165,24	183,51	188,74	186,57	180,86	150,14	175,89	194,40	186,71	185,55	204,12	199,43	178,10	186,12	171,65
30-34	125,81	127,14	141,97	137,65	137,41	103,97	102,15	136,16	133,83	135,48	197,42	230,49	153,35	145,35	141,3
Akmola															
15-34	107,26	110,57	94,11	89,10	75,7	120,76	122,86	93,45	89,34	75,7	93,57	97,80	95,01	88,75	75,7
15-19	18,03	18,81	16,59	13,47	11,5	17,30	16,93	14,96	10,60	9,14	18,54	20,29	18,40	16,76	14,23
20-24	133,40	137,47	116,28	109,65	96,91	150,28	156,72	17,94	107,55	91,87	118,30	119,64	124,07	112,28	103,56
25-29	150,95	157,25	144,17	141,42	131,81	171,15	179,48	146,41	141,68	130,17	129,04	134,26	143,14	140,93	134,2
30-34	121,36	128,91	107,25	106,09	102,63	126,72	129,69	103,85	104,05	101,03	114,33	127,72	112,75	109,34	105,14
Aktobe															
15-34	132,46	139,33	124,39	123,25	104,3	134,61	141,18	120,66	118,81	100,3	126,69	134,32	136,32	137,71	117,3
15-19	18,35	20,06	14,84	15,03	12,85	18,49	20,12	13,70	13,19	11,78	17,98	19,83	17,80	19,98	15,76
20-24	165,97	181,97	151,40	143,51	131,03	172,07	183,78	138,50	131,58	119,52	152,94	177,87	189,28	180,48	170,09
25-29	177,43	201,01	184,48	190,76	177,42	177,91	207,82	179,34	182,92	169,81	175,90	182,63	201,87	217,40	203,64
30-34	140,63	140,35	144,47	152,20	143,78	135,80	134,28	140,89	147,75	137,75	158,22	164,39	157,81	168,94	166,81
Almaty															
15-34	169,09	173,04	144,08	135,90	114,5	221,31	223,15	135,78	119,39	105,2	162,35	166,53	145,65	139,01	116,7
15-19	27,28	27,58	23,87	21,70	17,8	26,46	28,49	23,51	17,91	15,99	27,38	27,41	23,91	22,36	18,16
20-24	213,17	211,53	192,82	179,95	164,15	260,15	248,62	166,44	157,37	134,78	206,78	206,10	197,83	184,37	171,44
25-29	258,85	272,64	215,66	214,70	205,74	400,92	432,05	205,05	179,87	189,2	242,66	255,48	217,72	221,66	209,82
30-34	181,32	196,26	164,84	165,89	157,03	243,54	259,79	155,36	142,76	139,91	173,74	188,53	166,65	170,33	161,2
Atyrau															
15-34	160,96	163,98	145,43	137,43	114,0	158,32	161,44	142,51	129,06	107,4	164,19	167,04	149,13	147,98	122,2
15-19	24,97	25,92	22,47	18,45	16,53	24,50	22,78	18,51	15,14	13,51	25,37	29,15	26,67	22,03	19,8
20-24	195,73	200,37	178,82	163,65	150,27	193,04	193,65	172,09	150,29	133,48	198,46	207,53	186,35	178,68	169,51
25-29	237,25	250,98	212,35	212,68	193,99	235,21	251,85	201,78	198,58	187,06	239,69	249,86	226,28	231,20	203,02
30-34	174,03	177,79	170,61	169,25	154,12	163,34	169,92	168,36	155,54	140,83	189,87	189,38	173,91	189,47	173,18
Batys Kazakhstan															
15-34	124,86	131,72	116,18	110,51	95,6	130,85	135,29	111,47	104,34	90,1	117,86	127,62	122,66	119,04	103,2
15-19	15,80	19,18	17,80	13,90	12,87	14,90	15,35	15,26	12,28	11,05	16,47	22,36	20,54	15,66	14,92
20-24	150,27	164,57	144,59	134,27	119,18	152,53	167,56	135,62	116,50	106,88	147,89	161,46	155,71	157,30	136,15
25-29	180,32	192,55	175,85	173,17	166,05	181,39	198,76	166,73	163,90	155,6	178,79	185,06	188,86	186,35	181,28
30-34	134,62	141,30	127,97	130,11	126,07	137,93	136,50	119,93	121,81	114,87	129,72	148,49	141,35	143,64	144,32
Zhambyl															
15-34	162,73	169,02	138,53	132,85	113,3	184,16	186,05	134,10	126,21	107,5	149,17	158,04	141,91	137,92	117,7
15-19	33,27	34,21	29,33	26,92	23,71	30,07	26,64	20,77	19,08	18,39	35,06	38,57	35,09	32,24	27,29
20-24	216,19	224,66	196,89	191,07	175,39	233,38	234,71	179,04	166,93	149,58	205,69	218,27	209,64	208,69	194,93
25-29	240,89	251,20	205,54	207,49	196,81	273,84	286,92	204,72	202,73	189,26	218,63	227,70	206,15	211,25	202,82
30-34	176,96	194,07	152,84	152,94	150,05	203,42	213,52	149,91	149,26	145,27	158,80	179,95	155,32	156,08	154,18
Zhetisu															
15-34	159,02	160,10	131,92	125,45	105,1	181,44	177,59	133,58	121,06	103,1	144,14	148,33	130,52	129,21	106,8
15-19	25,77	24,38	22,22	19,89	16,23	29,23	26,46	21,17	18,74	15,76	23,69	23,09	22,99	20,74	16,53
20-24	199,72	199,01	179,54	166,81	158,2	231,82	222,07	177,33	156,33	143,37	180,50	184,53	181,16	175,65	171,76
25-29	242,72	245,11	199,90	205,66	189,01	269,94	268,89	205,53	196,13	183,58	222,00	227,76	194,81	213,98	193,67
30-34	179,95	194,19	151,78	151,26	145,08	193,14	200,89	150,97	144,52	139,35	170,35	188,98	152,44	157,32	150,32
Karagandy															
15-34	97,64	101,27	93,75	90,78	80,6	94,99	99,34	90,49	87,43	78,1	109,59	109,99	109,25	107,03	93,0
15-19	16,53	17,68	14,61	14,50	12,68	15,48	16,85	12,97	13,85	12,06	19,73	20,25	20,93	16,99	15,07
20-24	122,37	125,33	115,40	107,43	100,46	119,39	124,32	109,31	99,61	93,89	133,12	128,93	143,41	145,34	133,55
25-29	140,56	150,68	142,71	143,00	135,57	137,26	149,53	137,27	137,12	130,42	156,87	155,83	170,26	173,58	163,65
30-34	98,71	104,74	104,35	105,57	105,87	92,07	97,66	100,53	101,86	101,59	141,65	153,77	124,87	125,87	129,98
Kostanay															
15-34	80,03	78,92	81,50	76,46	67,6	81,70	81,97	81,45	74,89	65,6	77,52	74,29	81,58	79,24	71,3
15-19	19,00	17,63	15,98	14,12	14,46	17,26	16,28	13,33	10,75	11,78	20,71	19,00	19,67	18,94	18,3
20-24	105,98	104,27	100,45	89,84	87,21	110,50	112,01	94,67	81,94	77,2	100,34	94,68	109,57	102,96	104,59
25-29	108,85	116,05	122,41	118,40	107,55	112,43	122,86	125,87	115,12	106,89	102,73	105,21	115,68	124,63	108,73

Continuation

Age	All youth					Urban youth					Rural youth				
	2020	2021	2022	2023	2024	2020	2021	2022	2023	2024	2020	2021	2022	2023	2024
30-34	79,55	75,81	87,98	87,48	84,97	74,89	72,48	86,04	87,84	81,09	88,84	82,85	91,77	86,62	92,99
Kyzylorda															
15-34	159,13	173,05	153,67	145,25	121,6	175,90	186,74	156,57	144,50	118,4	146,32	162,53	151,06	145,92	124,5
15-19	19,82	21,89	18,32	16,73	13,56	17,09	18,50	15,66	16,59	12,27	21,58	24,15	20,30	16,78	14,53
20-24	194,28	218,39	200,22	189,05	174,05	197,26	219,58	199,73	179,45	156,31	192,00	217,45	200,53	196,59	188,47
25-29	239,87	265,84	241,26	237,21	221,84	262,78	289,08	244,40	231,64	219,21	220,79	247,04	238,15	242,33	224,12
30-34	186,84	202,29	180,32	181,45	173,48	210,98	219,39	176,26	177,03	164,39	166,83	187,70	184,69	186,14	183,14
Mangystau															
15-34	176,68	187,17	165,28	154,54	130,0	178,30	183,22	158,22	139,78	119,5	175,59	189,94	171,10	166,87	138,7
15-19	33,06	36,08	30,79	26,43	25,42	24,27	24,12	24,24	17,55	18,68	39,04	44,45	35,33	32,72	30,26
20-24	231,45	244,00	217,36	205,53	185,3	208,16	215,19	197,00	173,47	155,34	246,31	263,54	231,82	229,04	208,16
25-29	249,36	269,72	237,21	229,11	213,1	274,19	285,13	226,58	208,73	194,42	233,56	259,45	246,44	247,10	229,55
30-34	186,62	202,67	185,11	180,50	165,75	198,08	209,52	177,81	164,00	154,25	178,26	197,49	192,30	197,19	177,61
Pavlodar															
15-34	97,46	97,31	91,82	84,00	73,1	91,97	94,55	87,83	79,96	69,9	111,85	104,54	102,26	94,53	81,5
15-19	17,98	17,00	15,30	12,71	10,13	16,07	16,24	12,53	10,94	7,98	21,42	18,32	20,98	16,33	14,52
20-24	120,52	124,16	115,26	104,01	90,9	111,87	120,54	106,37	93,37	82,43	138,69	131,83	136,55	129,71	111,7
25-29	134,60	139,67	138,73	130,41	129,45	129,02	136,70	132,81	124,10	120,43	150,38	147,54	156,10	148,68	155,78
30-34	104,85	103,81	102,93	99,70	97,41	93,91	95,60	97,34	94,44	93,02	144,42	134,52	119,59	115,76	111,2
Soltustik Kazakhstan															
15-34	86,63	82,63	76,30	73,52	62,5	78,71	74,93	72,22	68,87	55,8	95,80	91,62	80,61	78,49	69,5
15-19	17,90	16,09	15,25	13,58	13,38	17,65	13,35	9,68	11,17	8,18	17,95	17,64	19,81	15,48	17,57
20-24	96,60	98,67	102,99	92,35	84,15	85,31	91,32	90,68	71,78	65,01	107,22	105,33	115,50	114,44	105,9
25-29	128,62	117,71	112,00	114,45	105,78	108,98	106,42	106,89	108,12	92,77	157,50	132,47	117,92	121,84	121,23
30-34	101,12	99,38	82,79	84,75	77,68	80,08	73,04	78,49	81,74	71,44	143,18	163,30	87,81	88,28	85,28
Turkistan															
15-34	191,42	200,72	174,67	164,40	142,2	288,20	292,47	186,02	168,54	144,8	171,32	180,70	170,97	163,04	141,3
15-19	33,56	36,41	30,16	26,49	23,84	42,65	43,06	28,05	25,17	21,22	31,52	34,86	30,77	27,45	24,62
20-24	289,93	304,02	277,01	263,62	246,69	409,35	414,18	278,25	251,57	231,05	265,26	279,31	276,59	267,55	251,93
25-29	286,80	301,46	267,54	261,71	256,65	480,70	491,94	282,60	251,57	264,51	249,73	264,12	262,29	259,97	253,85
30-34	207,79	227,40	188,73	188,50	184,6	330,75	348,97	201,60	251,57	185,63	182,26	200,72	184,09	185,83	184,19
Ulytau															
15-34	133,09	136,44	132,48	127,73	112,0	137,35	140,59	131,47	124,51	109,8	119,20	122,94	136,53	140,63	120,5
15-19	22,45	18,55	24,14	18,88	16,84	23,63	20,22	24,29	19,86	15,87	18,65	13,46	23,05	15,10	19,42
20-24	154,29	172,70	170,73	172,31	160,61	154,33	170,51	173,00	171,98	159,28	153,57	179,00	161,67	172,71	164,91
25-29	195,26	188,49	193,80	193,48	189,81	202,15	194,26	192,07	185,87	183,27	170,59	168,07	200,44	224,38	216,22
30-34	153,24	168,57	148,50	146,16	143,48	155,49	172,34	139,88	135,48	134,77	144,27	153,64	190,23	199,38	186,51
Shygyz Kazakhstan															
15-34	95,53	99,92	93,47	85,19	78,3	92,43	96,49	93,40	84,30	76,8	102,51	107,68	93,61	87,12	81,4
15-19	18,90	17,78	15,05	12,31	11,34	18,58	17,58	12,93	10,52	9,38	19,19	17,92	18,40	15,12	14,46
20-24	113,62	119,46	118,33	112,15	107,24	115,41	120,54	113,19	102,33	94,7	110,43	117,40	129,35	134,88	137,72
25-29	135,48	151,27	139,29	131,29	132,2	127,98	145,35	137,89	130,64	128,44	155,74	165,65	142,40	132,65	141,22
30-34	100,54	104,42	102,00	97,38	102,19	88,42	90,41	100,62	94,51	98,92	141,83	157,24	105,24	104,33	110,33
Astana city															
15-34	127,82	132,38	110,95	101,82	89,2	127,82	132,38	110,95	101,82	89,2	-	-	-	-	-
15-19	10,68	12,62	9,14	8,08	6,91	10,68	12,62	9,14	8,08	6,91	-	-	-	-	-
20-24	125,18	127,63	110,95	98,69	88,34	125,18	127,63	110,95	98,69	88,34	-	-	-	-	-
25-29	184,67	199,72	159,12	150,02	140,72	184,67	199,72	159,12	150,02	140,72	-	-	-	-	-
30-34	133,05	136,26	126,11	120,44	115,03	133,05	136,26	126,11	120,44	115,03	-	-	-	-	-
Almaty city															
15-34	82,18	86,23	85,06	80,34	71,4	82,18	86,23	85,06	80,34	71,4	-	-	-	-	-
15-19	11,80	11,36	8,24	7,95	7,53	11,80	11,36	8,24	7,95	7,53	-	-	-	-	-
20-24	91,34	101,43	77,18	68,62	62,78	91,34	101,43	77,18	68,62	62,78	-	-	-	-	-
25-29	105,42	116,23	135,68	128,59	117,21	105,42	116,23	135,68	128,59	117,21	-	-	-	-	-
30-34	82,22	82,99	103,06	101,69	99,46	82,22	82,99	103,06	101,69	99,46	-	-	-	-	-
Shymkent city															
15-34	157,79	171,56	148,18	140,19	120,0	157,79	171,56	148,18	140,19	120,2	-	-	-	-	-
15-19	27,08	27,96	21,98	19,56	16,9	27,08	27,96	21,98	19,56	16,9	-	-	-	-	-
20-24	208,78	228,36	192,00	179,98	160,83	208,78	228,36	192,00	179,98	160,83	-	-	-	-	-
25-29	224,97	256,45	216,47	211,02	195,72	224,97	256,45	216,47	211,02	195,72	-	-	-	-	-
30-34	151,67	160,84	160,53	156,74	150,77	151,67	160,84	160,53	156,74	150,77	-	-	-	-	-

3.4 Born by mothers are not married at the age of 15-34 years

	Including													people	
	Total						urban area						urban area		
	2020	2021	2022	2023	2024	2020	2021	2022	2023	2024	2020	2021	2022		2023
Republic of Kazakhstan	39 232	37 286	18 997	28 330	26 395	23 665	22 763	11 315	17 543	16 359	15 567	14 523	7 682	10 787	10 036
Abay	920	765	420	618	554	575	504	257	376	342	345	261	163	242	212
Akmola	1 618	1 617	730	1 081	942	819	848	361	596	489	799	769	369	485	453
Aktobe	1 179	1 102	475	806	770	941	845	343	623	594	238	257	132	183	176
Almaty	4 459	4 073	2 330	2 984	2 774	660	654	487	446	508	3 799	3 419	1 843	2 538	2 266
Atyrau	864	770	400	633	550	570	509	247	398	349	294	261	153	235	201
Batys Kazakhstan	1 016	933	337	682	591	587	529	178	388	345	429	404	159	294	246
Zhambyl	2 862	2 701	1 239	2 083	1 925	1 478	1 412	644	1 036	998	1 384	1 289	595	1 047	927
Zhetysay	1 838	1 689	928	1 247	1 050	835	776	451	601	511	1 003	913	477	646	539
Karagandy	2 014	1 658	1 249	1 274	1 208	1 589	1 324	978	1 021	946	425	334	271	253	262
Kostanay	1 787	1 586	961	1 100	1 059	931	870	503	585	567	856	716	458	515	492
Kyzylorda	1 223	1 247	770	929	800	726	744	432	577	454	497	503	338	352	346
Mangystau	1 094	1 169	975	823	763	477	500	474	374	354	617	669	501	449	409
Pavlodar	1 631	1 500	669	1 033	965	1 060	1 027	436	696	648	571	473	233	337	317
Soltustik Kazakhstan	984	950	403	614	571	445	392	163	267	244	539	558	240	347	327
Turkistan	4 729	4 718	2 231	3 637	3 678	1 485	1 529	686	1 086	1 138	3 244	3 189	1 545	2 551	2 540
Ulytau	406	322	252	246	245	306	269	211	200	190	100	53	41	46	55
Shyys Kazakhstan	1 211	1 122	428	738	719	784	667	264	471	451	427	455	164	267	268
Astana city	2 673	2 409	1 258	1 884	1 645	2 673	2 409	1 258	1 884	1 645	-	-	-	-	-
Almaty city	3 110	3 288	1 356	2 788	2 731	3 110	3 288	1 356	2 788	2 731	-	-	-	-	-
Shymkent city	3 614	3 667	1 586	3 130	2 855	3 614	3 667	1 586	3 130	2 855	-	-	-	-	-

3.5 Average age of mothers at birth

	All population													Urban population				Rural population				years old
	All population						Urban population						Rural population		Rural population							
	2020	2021	2022	2023	2024	2020	2021	2022	2023	2024	2020	2021	2022	2023	2024							
Republic of Kazakhstan	29,3	29,4	29,5	29,7	29,8	29,5	29,6	29,9	30,1	30,2	30,2	29,9	29,0	29,2	29,3							
Abay	29,9	29,9	30,1	30,2	30,3	29,8	29,8	29,8	30,1	30,2	30,3	30,2	30,2	30,2	30,3							
Akmola	29,4	29,6	29,8	30,0	30,2	29,5	29,7	30,1	30,2	30,2	29,5	29,2	29,4	29,5	29,8							
Aktobe	29,7	29,7	30,0	30,2	30,4	29,8	29,9	30,2	30,4	30,6	29,3	29,1	29,4	29,6	29,9							
Almaty	29,5	29,7	29,8	30,0	30,1	29,5	29,6	29,9	30,0	30,1	29,5	29,7	29,8	30,0	30,1							
Atyrau	29,4	29,5	29,8	30,0	30,2	29,7	29,7	30,1	30,3	30,5	29,2	29,2	29,4	29,7	29,8							
Batys Kazakhstan	29,5	29,6	29,8	30,1	30,2	29,7	29,9	30,1	30,4	30,5	29,2	29,2	29,5	29,7	29,8							
Zhambyl	28,7	28,8	28,9	29,0	29,1	29,0	29,3	29,5	29,7	29,7	28,4	28,4	28,4	28,5	28,7							
Zhetysay	29,5	29,6	29,6	29,7	29,8	29,5	29,6	29,7	29,7	29,8	29,5	29,6	29,6	29,8	29,8							
Karagandy	29,4	29,5	29,8	30,0	30,1	29,5	29,6	29,9	30,1	30,1	29,0	29,2	29,4	29,6	29,7							
Kostanay	29,4	29,4	29,7	29,9	30,0	29,7	29,7	29,9	30,2	30,3	29,0	29,0	29,3	29,4	29,4							
Kyzylorda	29,4	29,3	29,5	29,7	29,9	29,7	29,7	29,8	30,1	30,3	29,0	29,1	29,2	29,4	29,6							
Mangystau	29,1	29,2	29,4	29,6	29,7	29,6	29,8	30,0	30,2	30,4	28,8	28,8	29,0	29,2	29,2							
Pavlodar	29,7	29,9	30,1	30,4	30,5	29,9	30,0	30,3	30,6	30,8	29,3	29,5	29,6	29,8	30,0							
Soltustik Kazakhstan	29,3	29,5	29,6	29,8	29,9	29,6	29,7	30,0	30,3	30,5	29,1	29,3	29,2	29,3	29,4							
Turkistan	28,1	28,2	28,2	28,4	28,4	28,4	28,5	28,7	28,8	28,9	28,0	28,1	28,1	28,2	28,3							
Ulytau	29,2	29,3	29,6	29,6	29,7	29,2	29,4	29,5	29,6	29,7	29,3	29,2	29,6	29,8	29,6							
Shyys Kazakhstan	29,9	29,9	30,1	30,3	30,5	30,0	30,0	30,1	30,4	30,7	29,8	29,8	29,9	30,2	30,0							
Astana city	30,2	30,3	30,5	30,8	30,9	30,2	30,3	30,5	30,8	30,9	-	-	-	-	-							
Almaty city	30,1	30,2	30,3	30,6	30,7	30,1	30,2	30,3	30,6	30,7	-	-	-	-	-							
Shymkent city	28,5	28,7	28,9	29,0	29,3	28,5	28,7	28,9	29,0	29,3	-	-	-	-	-							

4. Mortality

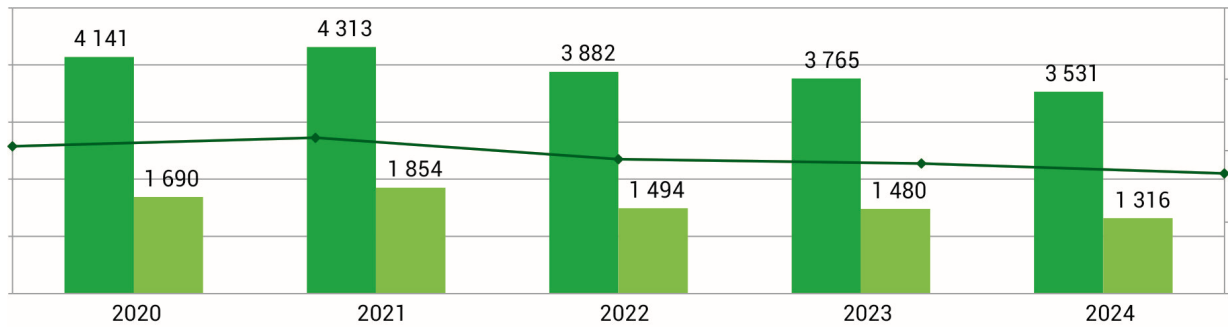
4.1 Mortality by age group

Republic of Kazakhstan

Age	Number of deaths, people					Number of deaths per 1000 people				
	2020	2021	2022	2023	2024	2020	2021	2022	2023	2024
All youth										
Total	5 831	6 167	5 376	5 245	4 847	1,03	1,09	0,94	0,91	0,84
14-18	579	699	727	779	799	0,46	0,53	0,49	0,49	0,48
19-23	840	940	832	883	933	0,75	0,85	0,73	0,75	0,76
24-29	1 681	1 807	1 461	1 426	1 238	0,99	1,12	0,95	0,96	0,87
30-34	2 731	2 721	2 356	2 157	1 877	1,70	1,69	1,52	1,43	1,27
Urban youth										
Total	3 332	3 602	3 021	2 850	2 676	0,99	1,07	0,85	0,80	0,74
14-18	246	374	331	381	410	0,37	0,53	0,39	0,42	0,43
19-23	430	489	434	457	467	0,69	0,79	0,62	0,62	0,60
24-29	985	1 018	843	774	696	0,94	1,03	0,86	0,82	0,75
30-34	1 671	1 721	1 413	1 238	1 103	1,60	1,61	1,39	1,24	1,13
Rural youth										
Total	2 499	2 565	2 355	2 395	2 171	1,09	1,13	1,09	1,11	1,01
14-18	333	325	396	398	389	0,56	0,52	0,63	0,59	0,55
19-23	410	451	398	426	466	0,84	0,94	0,92	0,97	1,03
24-29	696	789	618	652	542	1,07	1,26	1,10	1,22	1,08
30-34	1 060	1 000	943	919	774	1,89	1,85	1,76	1,78	1,56
Men										
Total	4 141	4 313	3 882	3 765	3 531	1,45	1,51	1,34	1,29	1,20
14-18	405	454	487	527	559	0,63	0,67	0,64	0,65	0,66
19-23	573	646	631	653	678	1,01	1,14	1,09	1,09	1,08
24-29	1 210	1 267	1 094	1 027	898	1,41	1,55	1,39	1,36	1,24
30-34	1 953	1 946	1 670	1 558	1 396	2,47	2,45	2,13	2,04	1,87
Urban youth										
Total	2 327	2 428	2 139	2 007	1 892	1,41	1,47	1,21	1,13	1,04
14-18	172	218	214	246	270	0,51	0,61	0,49	0,53	0,55
19-23	289	324	313	335	331	0,92	1,04	0,89	0,91	0,85
24-29	684	679	617	546	493	1,35	1,42	1,29	1,18	1,10
30-34	1 182	1 207	995	880	798	2,38	2,39	2,00	1,81	1,66
Rural youth										
Total	1 814	1 885	1 743	1 758	1 639	1,50	1,57	1,52	1,53	1,43
14-18	233	236	273	281	289	0,76	0,74	0,84	0,81	0,80
19-23	284	322	318	318	347	1,11	1,27	1,39	1,38	1,46
24-29	526	588	477	481	405	1,50	1,74	1,56	1,64	1,47
30-34	771	739	675	678	598	2,61	2,57	2,36	2,44	2,24
Women										
Total	1 690	1 854	1 494	1 480	1 316	0,60	0,66	0,53	0,53	0,46
14-18	174	245	240	252	240	0,28	0,38	0,33	0,33	0,30
19-23	267	294	201	230	255	0,49	0,55	0,36	0,40	0,42
24-29	471	540	367	399	340	0,56	0,68	0,48	0,55	0,49
30-34	778	775	686	599	481	0,95	0,95	0,89	0,80	0,66
Urban youth										
Total	1 005	1 174	882	843	784	0,58	0,68	0,49	0,47	0,43
14-18	74	156	117	135	140	0,23	0,46	0,28	0,31	0,30
19-23	141	165	121	122	136	0,45	0,53	0,34	0,33	0,35
24-29	301	339	226	228	203	0,56	0,67	0,45	0,47	0,43
30-34	489	514	418	358	305	0,89	0,91	0,81	0,70	0,61
Rural youth										
Total	685	680	612	637	532	0,63	0,63	0,60	0,63	0,53
14-18	100	89	123	117	100	0,34	0,29	0,40	0,36	0,29
19-23	126	129	80	108	119	0,55	0,56	0,39	0,52	0,56
24-29	170	201	141	171	137	0,57	0,70	0,55	0,71	0,61
30-34	289	261	268	241	176	1,09	1,03	1,07	1,01	0,77

Indicators of youth deaths

per 1000 people



■ number of men who died ■ number of women who died —●— mortality rate at the age of 14-34 years, per 1000 people

Abay

Age	Number of deaths, people					Number of deaths per 1000 people				
	2020	2021	2022	2023	2024	2020	2021	2022	2023	2024
All youth										
Total	194	215	173	175	151	1,07	1,21	1,23	1,15	1,00
14-18	31	23	23	23	21	0,73	0,52	0,52	0,48	0,43
19-23	26	37	26	23	26	0,73	1,07	1,02	0,89	0,92
24-29	54	67	48	51	37	1,02	1,39	1,16	1,34	1,07
30-34	83	88	76	78	67	1,63	1,73	1,75	1,89	1,72
Urban youth										
Total	113	134	99	104	87	0,97	1,17	1,14	1,09	0,91
14-18	17	14	12	13	14	0,75	0,59	0,46	0,47	0,48
19-23	12	22	12	18	12	0,57	1,08	0,74	1,07	0,64
24-29	28	43	31	23	24	0,78	1,38	1,19	0,96	1,08
30-34	56	55	44	50	37	1,51	1,42	1,56	1,86	1,45
Rural youth										
Total	81	81	74	71	64	1,25	1,27	1,37	1,24	1,15
14-18	14	9	11	10	7	0,71	0,44	0,59	0,51	0,35
19-23	14	15	14	5	14	0,97	1,07	1,50	0,55	1,46
24-29	26	24	17	28	13	1,52	1,40	1,11	1,99	1,04
30-34	27	33	32	28	30	1,96	2,75	2,08	1,96	2,24
Men										
Total	147	154	129	122	117	1,58	1,68	1,72	1,53	1,49
14-18	26	16	14	15	14	1,20	0,70	0,62	0,62	0,55
19-23	20	25	21	14	19	1,09	1,41	1,59	1,04	1,30
24-29	34	51	41	40	30	1,23	2,00	1,89	1,99	1,64
30-34	67	62	53	53	54	2,62	2,42	2,33	2,46	2,64
Urban youth										
Total	85	93	72	67	64	1,47	1,63	1,55	1,36	1,31
14-18	15	9	8	7	8	1,29	0,73	0,60	0,49	0,53
19-23	10	14	8	9	10	0,93	1,34	0,97	1,04	1,04
24-29	15	30	27	17	18	0,84	1,91	2,03	1,38	1,59
30-34	45	40	29	34	28	2,54	2,16	2,02	2,47	2,15
Rural youth										
Total	62	61	57	55	53	1,76	1,76	1,99	1,81	1,78
14-18	11	7	6	8	6	1,09	0,66	0,64	0,80	0,58
19-23	10	11	13	5	9	1,31	1,50	2,64	1,04	1,79
24-29	19	21	14	23	12	1,96	2,16	1,67	2,94	1,71
30-34	22	22	24	19	26	2,80	3,10	2,86	2,42	3,51
Women										
Total	47	61	44	53	34	0,53	0,71	0,70	0,72	0,47
14-18	5	7	9	8	7	0,24	0,32	0,41	0,35	0,29
19-23	6	12	5	9	7	0,35	0,72	0,41	0,72	0,51
24-29	20	16	7	11	7	0,79	0,70	0,36	0,61	0,43
30-34	16	26	23	25	13	0,63	1,03	1,11	1,28	0,70

Continuation

Age	Number of deaths, people					Number of deaths per 1000 people				
	2020	2021	2022	2023	2024	2020	2021	2022	2023	2024
Urban youth										
Total	28	41	27	37	23	0,48	0,72	0,72	0,79	0,50
14-18	2	5	4	6	6	0,18	0,43	0,32	0,44	0,43
19-23	2	8	4	9	2	0,19	0,80	0,51	1,10	0,22
24-29	13	13	4	6	6	0,73	0,85	0,32	0,51	0,55
30-34	11	15	15	16	9	0,57	0,74	1,09	1,22	0,72
Rural youth										
Total	19	20	17	16	11	0,64	0,69	0,66	0,60	0,42
14-18	3	2	5	2	1	0,31	0,20	0,55	0,21	0,10
19-23	4	4	1	-	5	0,58	0,59	0,23	-	1,09
24-29	7	3	3	5	1	0,95	0,40	0,44	0,80	0,18
30-34	5	11	8	9	4	0,85	2,24	1,15	1,40	0,67

Akmola

Age	Number of deaths, people					Number of deaths per 1000 people				
	2020	2021	2022	2023	2024	2020	2021	2022	2023	2024
All youth										
Total	294	316	254	227	244	1,41	1,53	1,19	1,07	1,16
14-18	26	30	21	21	29	0,54	0,60	0,38	0,37	0,48
19-23	43	33	29	36	44	1,03	0,80	0,68	0,82	0,97
24-29	80	95	67	75	58	1,29	1,62	1,20	1,42	1,15
30-34	145	158	137	95	113	2,54	2,82	2,28	1,67	2,10
Urban youth										
Total	135	172	139	95	119	1,33	1,70	1,16	0,80	1,00
14-18	11	14	10	7	11	0,51	0,62	0,34	0,23	0,34
19-23	16	18	17	12	22	0,83	0,93	0,73	0,49	0,86
24-29	36	47	34	33	30	1,19	1,66	1,09	1,10	1,05
30-34	72	93	78	43	56	2,34	3,00	2,17	1,27	1,75
Rural youth										
Total	159	144	115	132	125	1,48	1,38	1,23	1,43	1,37
14-18	15	16	11	14	18	0,56	0,59	0,43	0,52	0,65
19-23	27	15	12	24	22	1,20	0,68	0,61	1,22	1,10
24-29	44	48	33	42	28	1,39	1,58	1,36	1,83	1,29
30-34	73	65	59	52	57	2,77	2,59	2,44	2,26	2,61
Men										
Total	229	228	190	178	174	2,10	2,13	1,72	1,62	1,59
14-18	15	14	13	14	20	0,61	0,55	0,46	0,47	0,65
19-23	32	23	21	32	31	1,47	1,08	0,95	1,40	1,31
24-29	62	74	57	60	44	1,92	2,41	1,95	2,15	1,66
30-34	120	117	99	72	79	3,99	3,96	3,18	2,43	2,81
Urban youth										
Total	102	125	101	77	83	1,98	2,44	1,67	1,28	1,38
14-18	5	5	4	5	7	0,45	0,43	0,27	0,32	0,42
19-23	9	13	12	12	17	0,90	1,31	1,01	0,96	1,28
24-29	29	38	28	26	25	1,94	2,68	1,78	1,73	1,74
30-34	59	69	57	34	34	3,80	4,45	3,18	2,01	2,12
Rural youth										
Total	127	103	89	101	91	2,22	1,84	1,77	2,03	1,85
14-18	10	9	9	9	13	0,73	0,64	0,68	0,65	0,91
19-23	23	10	9	20	14	1,95	0,87	0,87	1,93	1,34
24-29	33	36	29	34	19	1,91	2,18	2,15	2,65	1,56
30-34	61	48	42	38	45	4,19	3,42	3,18	3,00	3,71
Women										
Total	65	88	64	49	70	0,65	0,89	0,62	0,48	0,70
14-18	11	16	8	7	9	0,47	0,66	0,30	0,25	0,31
19-23	11	10	8	4	13	0,55	0,50	0,39	0,19	0,60
24-29	18	21	10	15	14	0,61	0,75	0,38	0,60	0,59
30-34	25	41	38	23	34	0,92	1,55	1,31	0,84	1,33
Urban youth										
Total	33	47	38	18	36	0,66	0,94	0,64	0,31	0,62
14-18	6	9	6	2	4	0,57	0,82	0,42	0,13	0,25
19-23	7	5	5	-	5	0,75	0,53	0,44	-	0,40
24-29	7	9	6	7	5	0,46	0,64	0,38	0,47	0,35
30-34	13	24	21	9	22	0,85	1,55	1,17	0,53	1,38
Rural youth										
Total	32	41	26	31	34	0,64	0,84	0,60	0,72	0,81

Age	Number of deaths, people					Number of deaths per 1000 people				
	2020	2021	2022	2023	2024	2020	2021	2022	2023	2024
14-18	5	7	2	5	5	0,38	0,53	0,16	0,39	0,37
19-23	4	5	3	4	8	0,37	0,48	0,33	0,43	0,84
24-29	11	12	4	8	9	0,76	0,86	0,37	0,79	0,95
30-34	12	17	17	14	12	1,02	1,54	1,55	1,35	1,24

Aktobe

Age	Number of deaths, people					Number of deaths per 1000 people				
	2020	2021	2022	2023	2024	2020	2021	2022	2023	2024
All youth										
Total	238	273	226	257	217	0,87	1,00	0,85	0,96	0,81
14-18	26	32	30	48	36	0,47	0,54	0,45	0,67	0,47
19-23	27	30	29	39	36	0,53	0,60	0,57	0,76	0,67
24-29	75	86	74	74	50	0,86	1,08	0,99	1,05	0,75
30-34	110	125	93	96	95	1,36	1,51	1,25	1,32	1,34
Urban youth										
Total	165	190	140	173	140	0,85	0,98	0,71	0,87	0,70
14-18	14	21	21	36	24	0,38	0,54	0,43	0,69	0,43
19-23	20	21	19	22	24	0,60	0,63	0,51	0,57	0,59
24-29	54	64	44	50	31	0,86	1,14	0,79	0,95	0,62
30-34	77	84	56	65	61	1,24	1,30	0,97	1,16	1,12
Rural youth										
Total	73	83	86	84	77	0,91	1,05	1,26	1,24	1,16
14-18	12	11	9	12	12	0,62	0,55	0,49	0,61	0,58
19-23	7	9	10	17	12	0,41	0,54	0,72	1,28	0,92
24-29	21	22	30	24	19	0,86	0,93	1,59	1,34	1,13
30-34	33	41	37	31	34	1,74	2,21	2,15	1,85	2,10
Men										
Total	159	189	162	177	162	1,16	1,39	1,18	1,29	1,18
14-18	19	21	23	28	30	0,66	0,69	0,67	0,75	0,76
19-23	17	23	20	29	24	0,66	0,91	0,76	1,08	0,86
24-29	57	61	57	50	35	1,31	1,51	1,50	1,39	1,03
30-34	66	84	62	70	73	1,67	2,08	1,64	1,89	2,03
Urban youth										
Total	108	124	98	115	99	1,13	1,31	0,98	1,15	0,98
14-18	10	12	18	22	20	0,53	0,60	0,72	0,82	0,70
19-23	13	16	12	14	13	0,78	0,97	0,64	0,72	0,63
24-29	42	43	31	33	21	1,38	1,55	1,13	1,27	0,85
30-34	43	53	37	46	45	1,46	1,75	1,30	1,66	1,67
Rural youth										
Total	51	65	64	62	63	1,21	1,56	1,72	1,68	1,73
14-18	9	9	5	6	10	0,90	0,87	0,52	0,58	0,93
19-23	4	7	8	15	11	0,44	0,80	1,07	2,08	1,54
24-29	15	18	26	17	14	1,15	1,42	2,46	1,69	1,48
30-34	23	31	25	24	28	2,28	3,11	2,65	2,59	3,10
Women										
Total	79	84	64	80	55	0,58	0,62	0,49	0,62	0,42
14-18	7	11	7	20	6	0,26	0,38	0,22	0,57	0,16
19-23	10	7	9	10	12	0,40	0,29	0,37	0,40	0,46
24-29	18	25	17	24	15	0,41	0,63	0,47	0,70	0,46
30-34	44	41	31	26	22	1,06	0,96	0,84	0,73	0,63
Urban youth										
Total	57	66	42	58	41	0,57	0,67	0,42	0,59	0,41
14-18	4	9	3	14	4	0,23	0,47	0,13	0,55	0,15
19-23	7	5	7	8	11	0,42	0,30	0,38	0,43	0,55
24-29	12	21	13	17	10	0,37	0,73	0,46	0,64	0,40
30-34	34	31	19	19	16	1,05	0,91	0,65	0,67	0,58
Rural youth										
Total	22	18	22	22	14	0,58	0,49	0,70	0,71	0,46
14-18	3	2	4	6	2	0,32	0,20	0,45	0,64	0,20
19-23	3	2	2	2	1	0,37	0,26	0,32	0,33	0,17
24-29	6	4	4	7	5	0,53	0,36	0,48	0,89	0,69
30-34	10	10	12	7	6	1,13	1,17	1,55	0,94	0,84

Almaty

Age	Number of deaths, people					Number of deaths per 1000 people				
	2020	2021	2022	2023	2024	2020	2021	2022	2023	2024
All youth										
Total	418	451	464	428	419	1,05	1,14	1,09	1,00	0,97
14-18	53	49	67	63	86	0,55	0,48	0,57	0,49	0,62
19-23	53	70	73	78	98	0,69	0,90	0,93	0,95	1,12
24-29	112	136	119	105	99	1,02	1,33	1,10	1,02	1,01
30-34	200	196	205	182	136	1,73	1,76	1,73	1,60	1,25
Urban youth										
Total	76	71	80	55	75	1,65	1,56	1,21	0,83	0,92
14-18	5	7	8	6	14	0,41	0,54	0,45	0,32	0,57
19-23	7	10	9	13	17	0,75	1,02	0,72	0,98	0,98
24-29	19	25	21	9	16	1,62	2,36	1,22	0,55	0,85
30-34	45	29	42	27	28	3,59	2,39	2,24	1,51	1,34
Rural youth										
Total	342	380	384	373	344	0,97	1,09	1,07	1,03	0,98
14-18	48	42	59	57	72	0,57	0,47	0,59	0,51	0,63
19-23	46	60	64	65	81	0,68	0,88	0,97	0,95	1,16
24-29	93	111	98	96	83	0,95	1,21	1,07	1,11	1,05
30-34	155	167	163	155	108	1,50	1,68	1,63	1,62	1,23
Men										
Total	300	329	323	300	298	1,47	1,62	1,48	1,36	1,33
14-18	34	35	46	45	57	0,68	0,66	0,76	0,68	0,80
19-23	37	51	57	50	73	0,95	1,29	1,42	1,19	1,62
24-29	86	95	84	73	67	1,50	1,77	1,48	1,36	1,30
30-34	143	148	136	132	101	2,46	2,61	2,23	2,25	1,80
Urban youth										
Total	52	51	59	36	51	2,21	2,19	1,75	1,07	1,21
14-18	2	5	6	2	8	0,32	0,77	0,65	0,20	0,63
19-23	6	7	7	7	10	1,29	1,47	1,10	1,03	1,10
24-29	13	17	16	7	12	2,02	2,93	1,84	0,85	1,24
30-34	31	22	30	20	21	4,92	3,55	3,19	2,23	1,97
Rural youth										
Total	248	278	264	264	247	1,37	1,55	1,43	1,41	1,36
14-18	32	30	40	43	49	0,73	0,64	0,78	0,76	0,84
19-23	31	44	50	43	63	0,90	1,27	1,48	1,22	1,75
24-29	73	78	68	66	55	1,43	1,63	1,42	1,45	1,31
30-34	112	126	106	112	80	2,16	2,49	2,06	2,26	1,76
Women										
Total	118	122	141	128	121	0,61	0,64	0,69	0,62	0,58
14-18	19	14	21	18	29	0,40	0,28	0,36	0,29	0,43
19-23	16	19	16	28	25	0,42	0,49	0,42	0,70	0,59
24-29	26	41	35	32	32	0,50	0,84	0,67	0,66	0,69
30-34	57	48	69	50	35	0,99	0,88	1,19	0,91	0,67
Urban youth										
Total	24	20	21	19	24	1,07	0,90	0,65	0,58	0,61
14-18	3	2	2	4	6	0,49	0,31	0,24	0,44	0,51
19-23	1	3	2	6	7	0,21	0,60	0,33	0,92	0,84
24-29	6	8	5	2	4	1,13	1,67	0,58	0,25	0,44
30-34	14	7	12	7	7	2,25	1,18	1,28	0,79	0,68
Rural youth										
Total	94	102	120	109	97	0,55	0,60	0,69	0,63	0,57
14-18	16	12	19	14	23	0,39	0,28	0,39	0,26	0,41
19-23	15	16	14	22	18	0,45	0,48	0,44	0,66	0,53
24-29	20	33	30	30	28	0,43	0,75	0,69	0,74	0,75
30-34	43	41	57	43	28	0,84	0,84	1,18	0,93	0,67

Atyrau

Age	Number of deaths, people					Number of deaths per 1000 people				
	2020	2021	2022	2023	2024	2020	2021	2022	2023	2024
All youth										
Total	254	191	162	176	156	1,27	0,96	0,79	0,85	0,75
14-18	24	21	25	30	33	0,52	0,43	0,47	0,52	0,54
19-23	30	32	27	31	30	0,75	0,80	0,69	0,78	0,72
24-29	67	51	49	49	55	1,15	0,92	0,86	0,91	1,07
30-34	133	87	61	66	38	2,40	1,58	1,08	1,19	0,71
Urban youth										
Total	130	98	64	76	75	1,22	0,92	0,57	0,68	0,67

Continuation

Age	Number of deaths, people					Number of deaths per 1000 people				
	2020	2021	2022	2023	2024	2020	2021	2022	2023	2024
14-18	10	8	5	10	19	0,43	0,32	0,18	0,33	0,59
19-23	12	12	13	15	13	0,59	0,59	0,63	0,71	0,59
24-29	31	29	18	22	25	1,00	0,99	0,58	0,75	0,90
30-34	77	49	28	29	18	2,39	1,53	0,86	0,91	0,59
Rural youth										
Total	124	93	98	100	81	1,34	1,00	1,04	1,06	0,85
14-18	14	13	20	20	14	0,62	0,55	0,79	0,73	0,48
19-23	18	20	14	16	17	0,92	1,03	0,75	0,85	0,87
24-29	36	22	31	27	30	1,33	0,83	1,19	1,09	1,27
30-34	56	38	33	37	20	2,41	1,63	1,38	1,56	0,85
Men										
Total	183	125	120	124	121	1,80	1,23	1,14	1,17	1,13
14-18	19	14	19	23	26	0,81	0,56	0,70	0,78	0,82
19-23	20	19	22	23	21	0,97	0,93	1,08	1,11	0,98
24-29	45	35	36	32	45	1,51	1,22	1,24	1,15	1,70
30-34	99	57	43	46	29	3,57	2,06	1,51	1,65	1,06
Urban youth										
Total	94	61	46	51	56	1,76	1,15	0,82	0,91	0,99
14-18	7	5	3	8	14	0,59	0,40	0,21	0,52	0,84
19-23	9	6	10	12	9	0,85	0,57	0,94	1,10	0,79
24-29	21	19	13	13	21	1,36	1,30	0,86	0,90	1,53
30-34	57	31	20	18	12	3,65	2,00	1,26	1,17	0,81
Rural youth										
Total	89	64	74	73	65	1,84	1,32	1,50	1,47	1,29
14-18	12	9	16	15	12	1,03	0,73	1,23	1,07	0,81
19-23	11	13	12	11	12	1,09	1,29	1,24	1,13	1,18
24-29	24	16	23	19	24	1,67	1,14	1,65	1,42	1,89
30-34	42	26	23	28	17	3,47	2,14	1,81	2,22	1,36
Women										
Total	71	66	42	52	35	0,73	0,68	0,42	0,51	0,35
14-18	5	7	6	7	7	0,22	0,29	0,23	0,25	0,23
19-23	10	13	5	8	9	0,52	0,67	0,26	0,41	0,45
24-29	22	16	13	17	10	0,78	0,60	0,47	0,64	0,40
30-34	34	30	18	20	9	1,22	1,09	0,64	0,73	0,34
Urban youth										
Total	36	37	18	25	19	0,67	0,70	0,32	0,44	0,34
14-18	3	3	2	2	5	0,26	0,25	0,15	0,14	0,32
19-23	3	6	3	3	4	0,30	0,60	0,30	0,29	0,37
24-29	10	10	5	9	4	0,65	0,69	0,32	0,60	0,28
30-34	20	18	8	11	6	1,20	1,09	0,47	0,67	0,38
Rural youth										
Total	35	29	24	27	16	0,79	0,65	0,54	0,60	0,35
14-18	2	4	4	5	2	0,18	0,35	0,32	0,38	0,14
19-23	7	7	2	5	5	0,75	0,75	0,22	0,55	0,53
24-29	12	6	8	8	6	0,94	0,49	0,66	0,70	0,56
30-34	14	12	10	9	3	1,26	1,08	0,89	0,81	0,28

Batys Kazakhstan

Age	Number of deaths, people					Number of deaths per 1000 people				
	2020	2021	2022	2023	2024	2020	2021	2022	2023	2024
All youth										
Total	193	276	217	225	192	1,00	1,45	1,15	1,20	1,03
14-18	17	27	25	30	35	0,41	0,63	0,54	0,61	0,68
19-23	41	38	30	39	37	1,10	1,05	0,86	1,09	0,98
24-29	57	91	55	64	45	0,96	1,63	1,06	1,32	1,00
30-34	78	120	107	92	75	1,40	2,15	1,94	1,72	1,46
Urban youth										
Total	85	148	104	124	78	0,85	1,51	0,99	1,19	0,74
14-18	6	15	11	15	12	0,32	0,76	0,45	0,58	0,43
19-23	17	18	8	16	10	0,95	1,04	0,43	0,81	0,47
24-29	27	48	27	38	21	0,86	1,67	0,93	1,40	0,83
30-34	35	67	58	55	35	1,12	2,10	1,75	1,73	1,14
Rural youth										
Total	108	128	113	101	114	1,15	1,37	1,35	1,22	1,40

Continuation

Age	Number of deaths, people					Number of deaths per 1000 people				
	2020	2021	2022	2023	2024	2020	2021	2022	2023	2024
14-18	11	12	14	15	23	0,49	0,52	0,63	0,64	0,95
19-23	24	20	22	23	27	1,25	1,06	1,36	1,42	1,64
24-29	30	43	28	26	24	1,07	1,58	1,23	1,21	1,21
30-34	43	53	49	37	40	1,76	2,20	2,22	1,71	1,92
Men										
Total	141	198	154	162	145	1,42	2,02	1,58	1,67	1,50
14-18	15	21	19	24	27	0,71	0,95	0,79	0,94	1,01
19-23	32	25	23	28	29	1,69	1,35	1,29	1,53	1,51
24-29	45	63	42	45	29	1,46	2,17	1,56	1,78	1,23
30-34	49	89	70	65	60	1,73	3,13	2,45	2,34	2,24
Urban youth										
Total	61	100	66	90	53	1,25	2,07	1,26	1,72	1,01
14-18	6	10	7	14	9	0,63	0,98	0,56	1,05	0,63
19-23	13	10	6	14	9	1,48	1,17	0,65	1,43	0,85
24-29	22	35	17	25	13	1,41	2,44	1,18	1,87	1,03
30-34	20	45	36	37	22	1,33	2,94	2,20	2,34	1,44
Rural youth										
Total	80	98	88	72	92	1,59	1,97	1,97	1,62	2,10
14-18	9	11	12	10	18	0,78	0,93	1,03	0,82	1,42
19-23	19	15	17	14	20	1,87	1,51	2,00	1,65	2,32
24-29	23	28	25	20	16	1,50	1,90	1,99	1,69	1,45
30-34	29	44	34	28	38	2,19	3,34	2,80	2,35	3,30
Women										
Total	52	78	63	63	47	0,55	0,84	0,69	0,70	0,52
14-18	2	6	6	6	8	0,10	0,29	0,27	0,25	0,32
19-23	9	13	7	11	8	0,49	0,73	0,41	0,62	0,43
24-29	12	28	13	19	16	0,42	1,04	0,52	0,82	0,74
30-34	29	31	37	27	15	1,05	1,13	1,39	1,05	0,61
Urban youth										
Total	24	48	38	34	25	0,47	0,97	0,72	0,65	0,48
14-18	0	5	4	1	3	-	0,52	0,34	0,08	0,22
19-23	4	8	2	2	1	0,44	0,91	0,21	0,20	0,09
24-29	5	13	10	13	8	0,31	0,90	0,68	0,95	0,62
30-34	15	22	22	18	13	0,92	1,33	1,32	1,13	0,85
Rural youth										
Total	28	30	25	29	22	0,64	0,69	0,65	0,76	0,59
14-18	2	1	2	5	5	0,18	0,09	0,19	0,45	0,44
19-23	5	5	5	9	7	0,55	0,56	0,65	1,16	0,89
24-29	7	15	3	6	8	0,55	1,20	0,29	0,62	0,91
30-34	14	9	15	9	2	1,25	0,83	1,51	0,93	0,21

Zhambyl

Age	Number of deaths, people					Number of deaths per 1000 people				
	2020	2021	2022	2023	2024	2020	2021	2022	2023	2024
All youth										
Total	361	413	351	337	329	0,74	1,00	0,99	0,95	0,92
14-18	40	47	68	56	61	0,27	0,13	0,65	0,50	0,52
19-23	60	74	49	64	59	-	0,42	0,69	0,88	0,78
24-29	109	132	95	100	83	0,75	1,47	1,03	1,15	1,02
30-34	152	160	139	117	126	1,92	2,06	1,63	1,41	1,56
Urban youth										
Total	168	191	159	133	141	0,98	1,24	1,08	0,90	0,94
14-18	15	24	24	15	20	0,24	0,17	0,57	0,33	0,42
19-23	23	25	13	23	15	-	0,33	0,45	0,78	0,48
24-29	54	59	44	39	38	1,10	1,74	1,13	1,07	1,10
30-34	76	83	78	56	68	2,46	2,68	2,05	1,51	1,88
Rural youth										
Total	193	222	192	204	188	0,59	0,85	0,94	0,99	0,91
14-18	25	23	44	41	41	0,28	0,10	0,70	0,61	0,58
19-23	37	49	36	41	44	-	0,47	0,84	0,94	0,99
24-29	55	73	51	61	45	0,54	1,30	0,96	1,21	0,95
30-34	76	77	61	61	58	1,57	1,65	1,30	1,34	1,30
Men										
Total	252	287	267	244	235	0,98	1,37	1,47	1,33	1,27

Age	Number of deaths, people					Number of deaths per 1000 people				
	2020	2021	2022	2023	2024	2020	2021	2022	2023	2024
14-18	31	32	49	41	48	0,39	0,16	0,92	0,72	0,79
19-23	41	47	38	46	43	-	0,56	1,02	1,21	1,09
24-29	76	87	75	71	54	0,96	1,83	1,57	1,56	1,25
30-34	104	121	105	86	90	2,60	3,06	2,41	2,02	2,16
Urban youth										
Total	115	126	117	86	93	1,31	1,67	1,58	1,15	1,24
14-18	15	14	19	9	13	0,47	0,22	0,90	0,39	0,54
19-23	15	14	8	16	10	-	0,36	0,55	1,07	0,64
24-29	37	38	35	24	24	1,51	2,21	1,81	1,32	1,39
30-34	48	60	55	37	46	3,21	4,01	2,91	2,00	2,56
Rural youth										
Total	137	161	150	158	142	0,79	1,19	1,39	1,45	1,30
14-18	16	18	30	32	35	0,35	0,13	0,94	0,93	0,96
19-23	26	33	30	30	33	-	0,68	1,32	1,30	1,39
24-29	39	49	40	47	30	0,64	1,61	1,41	1,73	1,17
30-34	56	61	50	49	44	2,24	2,48	2,03	2,03	1,86
Women										
Total	109	126	84	93	94	0,48	0,60	0,49	0,54	0,55
14-18	9	15	19	15	13	0,14	0,09	0,37	0,27	0,23
19-23	19	27	11	18	16	-	0,26	0,32	0,51	0,44
24-29	33	45	20	29	29	0,52	1,06	0,45	0,70	0,75
30-34	48	39	34	31	36	1,22	1,02	0,82	0,77	0,92
Urban youth										
Total	53	65	42	47	48	0,64	0,80	0,57	0,64	0,65
14-18	-	10	5	6	7	-	0,12	0,24	0,27	0,30
19-23	8	11	5	7	5	-	0,30	0,35	0,48	0,32
24-29	17	21	9	15	14	0,68	1,26	0,46	0,82	0,82
30-34	28	23	23	19	22	1,76	1,44	1,20	1,02	1,21
Rural youth										
Total	56	61	42	46	46	0,37	0,48	0,43	0,47	0,47
14-18	9	5	14	9	6	0,22	0,07	0,46	0,27	0,17
19-23	11	16	6	11	11	-	0,24	0,30	0,54	0,52
24-29	16	24	11	14	15	0,41	0,93	0,45	0,61	0,70
30-34	20	16	11	12	14	0,86	0,72	0,49	0,56	0,67

Zhetisu

Age	Number of deaths, people					Number of deaths per 1000 people				
	2020	2021	2022	2023	2024	2020	2021	2022	2023	2024
All youth										
Total	211	240	246	231	193	1,13	1,31	1,30	1,23	0,63
14-18	27	20	32	35	24	0,57	0,41	0,59	0,60	0,29
19-23	27	43	44	38	43	0,72	1,14	1,24	1,05	0,66
24-29	68	75	67	57	55	1,30	1,52	1,37	1,25	0,72
30-34	89	102	103	101	71	1,82	2,18	2,04	2,13	0,88
Urban youth										
Total	105	118	109	100	72	1,45	1,65	1,30	1,20	0,29
14-18	13	7	10	13	10	0,74	0,38	0,42	0,52	0,15
19-23	11	20	17	13	15	0,79	1,41	1,10	0,78	0,28
24-29	34	39	32	25	18	1,60	1,98	1,49	1,25	0,29
30-34	47	52	50	49	29	2,39	2,69	2,19	2,28	0,43
Rural youth										
Total	106	122	137	131	121	0,93	1,09	1,30	1,26	2,18
14-18	14	13	22	22	14	0,47	0,42	0,72	0,66	0,83
19-23	16	23	27	25	28	0,68	0,98	1,35	1,27	2,38
24-29	34	36	35	32	37	1,09	1,21	1,28	1,26	2,79
30-34	42	50	53	52	42	1,44	1,83	1,91	2,00	3,09
Men										
Total	140	162	177	164	136	1,43	1,68	1,81	1,69	0,87
14-18	21	14	21	26	18	0,86	0,55	0,76	0,87	0,43
19-23	22	29	33	29	24	1,12	1,48	1,80	1,55	0,72
24-29	40	51	48	39	45	1,40	1,89	1,87	1,63	1,14
30-34	57	68	75	70	49	2,28	2,79	2,87	2,84	1,17
Urban youth										
Total	67	73	78	68	50	1,80	1,99	1,86	1,63	0,39
14-18	10	4	6	8	9	1,10	0,42	0,49	0,63	0,27
19-23	9	14	13	9	6	1,24	1,92	1,65	1,07	0,22

Continuation

Age	Number of deaths, people					Number of deaths per 1000 people				
	2020	2021	2022	2023	2024	2020	2021	2022	2023	2024
24-29	20	23	22	17	13	1,80	2,21	2,06	1,70	0,41
30-34	28	32	37	34	22	2,91	3,34	3,27	3,21	0,65
Rural youth										
Total	73	89	99	96	86	1,20	1,49	1,77	1,73	2,83
14-18	11	10	15	18	9	0,71	0,62	0,96	1,06	1,02
19-23	13	15	20	20	18	1,05	1,22	1,91	1,93	2,84
24-29	20	28	26	22	32	1,15	1,70	1,74	1,58	4,21
30-34	29	36	38	36	27	1,88	2,44	2,56	2,56	3,51
Women										
Total	71	78	69	67	57	0,80	0,90	0,76	0,74	0,39
14-18	6	6	11	9	6	0,26	0,25	0,42	0,32	0,15
19-23	5	14	11	9	19	0,28	0,78	0,64	0,51	0,60
24-29	28	24	19	18	10	1,17	1,07	0,82	0,84	0,27
30-34	32	34	28	31	22	1,34	1,52	1,15	1,36	0,56
Urban youth										
Total	38	45	31	32	22	1,08	1,30	0,75	0,77	0,18
14-18	3	3	4	5	1	0,35	0,34	0,35	0,41	0,03
19-23	2	6	4	4	9	0,30	0,87	0,52	0,49	0,34
24-29	14	16	10	8	5	1,39	1,73	0,92	0,80	0,16
30-34	19	20	13	15	7	1,90	2,06	1,13	1,37	0,21
Rural youth										
Total	33	33	38	35	35	0,62	0,64	0,77	0,71	1,40
14-18	3	3	7	4	5	0,21	0,20	0,47	0,25	0,62
19-23	3	8	7	5	10	0,27	0,72	0,74	0,53	1,84
24-29	14	8	9	10	5	1,02	0,61	0,72	0,87	0,89
30-34	13	14	15	16	15	0,94	1,11	1,17	1,34	2,55

Karagandy

Age	Number of deaths, people					Number of deaths per 1000 people				
	2020	2021	2022	2023	2024	2020	2021	2022	2023	2024
All youth										
Total	414	429	385	359	309	1,24	1,31	1,24	1,17	1,66
14-18	29	35	41	29	29	0,41	0,48	0,54	0,36	0,47
19-23	45	60	57	54	59	0,69	0,95	0,93	0,86	1,54
24-29	126	104	95	101	78	1,26	1,11	1,12	1,26	1,85
30-34	214	230	192	175	143	2,16	2,36	2,15	2,06	3,19
Urban youth										
Total	329	352	286	283	243	1,22	1,33	1,13	1,13	2,93
14-18	16	24	27	20	24	0,30	0,42	0,45	0,32	0,93
19-23	32	46	37	41	44	0,64	0,94	0,75	0,80	2,45
24-29	106	85	71	85	61	1,31	1,13	1,03	1,29	3,27
30-34	175	197	151	137	114	2,09	2,37	2,04	1,94	5,59
Rural youth										
Total	85	77	99	76	66	1,29	1,19	1,69	1,33	0,64
14-18	13	11	14	9	5	0,76	0,64	0,88	0,55	0,14
19-23	13	14	20	13	15	0,88	0,99	1,70	1,11	0,74
24-29	20	19	24	16	17	1,04	1,01	1,54	1,10	0,72
30-34	39	33	41	38	29	2,60	2,30	2,68	2,64	1,19
Men										
Total	311	315	283	272	230	1,83	1,89	1,77	1,72	2,38
14-18	20	25	31	15	19	0,55	0,66	0,79	0,37	0,61
19-23	37	42	46	44	42	1,11	1,29	1,46	1,36	2,13
24-29	93	74	73	80	62	1,82	1,54	1,68	1,92	2,77
30-34	161	174	133	133	107	3,29	3,60	2,90	3,05	4,58
Urban youth										
Total	247	254	203	207	179	1,84	1,93	1,59	1,63	4,28
14-18	11	16	21	10	15	0,40	0,55	0,68	0,31	1,14
19-23	26	33	29	31	31	1,01	1,31	1,16	1,19	3,40
24-29	76	57	53	66	49	1,89	1,51	1,53	1,98	5,21
30-34	134	148	100	100	84	3,30	3,68	2,68	2,81	8,36
Rural youth										
Total	64	61	80	65	51	1,80	1,75	2,50	2,08	0,93
14-18	9	9	10	5	4	1,03	1,02	1,21	0,58	0,22
19-23	11	9	17	13	11	1,42	1,20	2,66	2,05	1,04
24-29	17	17	20	14	13	1,58	1,64	2,26	1,69	1,00
30-34	27	26	33	33	23	3,23	3,19	3,89	4,09	1,73

Continuation

Age	Number of deaths, people					Number of deaths per 1000 people				
	2020	2021	2022	2023	2024	2020	2021	2022	2023	2024
Women										
Total	103	114	102	87	79	0,62	0,71	0,67	0,58	0,88
14-18	9	10	10	14	10	0,26	0,28	0,27	0,36	0,33
19-23	8	18	11	10	17	0,25	0,59	0,37	0,33	0,92
24-29	33	30	22	21	16	0,67	0,65	0,54	0,54	0,81
30-34	53	56	59	42	36	1,06	1,14	1,35	1,02	1,68
Urban youth										
Total	82	98	83	76	64	0,61	0,74	0,67	0,62	1,56
14-18	5	8	6	10	9	0,19	0,29	0,20	0,32	0,71
19-23	6	13	8	10	13	0,25	0,54	0,33	0,40	1,47
24-29	30	28	18	19	12	0,73	0,74	0,53	0,58	1,30
30-34	41	49	51	37	30	0,95	1,14	1,39	1,06	2,90
Rural youth										
Total	21	16	19	11	15	0,69	0,54	0,71	0,43	0,31
14-18	4	2	4	4	1	0,48	0,24	0,52	0,50	0,06
19-23	2	5	3	-	4	0,29	0,75	0,56	-	0,41
24-29	3	2	4	2	4	0,35	0,24	0,59	0,32	0,38
30-34	12	7	8	5	6	1,80	1,13	1,18	0,79	0,54

Kostanay

Age	Number of deaths, people					Number of deaths per 1000 people				
	2020	2021	2022	2023	2024	2020	2021	2022	2023	2024
All youth										
Total	333	329	247	261	215	1,31	1,34	1,11	1,20	1,00
14-18	19	29	25	23	18	0,37	0,56	0,48	0,43	0,32
19-23	50	29	35	39	42	1,04	0,61	0,78	0,86	0,90
24-29	98	102	89	75	47	1,31	1,49	1,48	1,32	0,87
30-34	166	169	98	124	108	2,10	2,15	1,49	2,00	1,84
Urban youth										
Total	184	198	145	133	118	1,25	1,38	1,06	0,98	0,88
14-18	4	14	9	14	9	0,15	0,52	0,30	0,44	0,28
19-23	22	14	22	24	24	0,86	0,55	0,83	0,87	0,84
24-29	58	61	55	33	26	1,30	1,52	1,47	0,93	0,76
30-34	100	109	59	62	59	1,96	2,12	1,39	1,53	1,53
Rural youth										
Total	149	131	102	128	97	1,40	1,28	1,19	1,54	1,20
14-18	15	15	16	9	9	0,60	0,61	0,73	0,40	0,39
19-23	28	15	13	15	18	1,24	0,68	0,72	0,83	1,00
24-29	40	41	34	42	21	1,31	1,43	1,51	1,98	1,05
30-34	66	60	39	62	49	2,34	2,22	1,69	2,87	2,43
Men										
Total	238	231	185	199	158	1,84	1,83	1,60	1,75	1,41
14-18	17	17	16	14	12	0,65	0,64	0,60	0,51	0,42
19-23	35	19	25	31	33	1,40	0,78	1,08	1,32	1,38
24-29	69	76	72	62	36	1,79	2,13	2,29	2,07	1,26
30-34	117	119	72	92	77	2,95	3,03	2,09	2,82	2,49
Urban youth										
Total	131	133	113	95	89	1,79	1,86	1,62	1,38	1,31
14-18	4	7	5	10	6	0,30	0,50	0,32	0,61	0,36
19-23	16	7	16	17	18	1,22	0,54	1,19	1,23	1,25
24-29	41	43	47	24	18	1,87	2,16	2,50	1,33	1,04
30-34	70	76	45	44	47	2,84	3,07	2,08	2,13	2,38
Rural youth										
Total	107	98	72	104	69	1,90	1,80	1,56	2,31	1,57
14-18	13	10	11	4	6	1,03	0,79	0,98	0,35	0,51
19-23	19	12	9	14	15	1,60	1,04	0,93	1,45	1,56
24-29	28	33	25	38	18	1,68	2,10	1,99	3,17	1,58
30-34	47	43	27	48	30	3,13	2,96	2,12	4,02	2,68
Women										
Total	95	98	62	62	57	0,77	0,81	0,58	0,59	0,55
14-18	2	12	9	9	6	0,08	0,48	0,35	0,34	0,22
19-23	15	10	10	8	9	0,65	0,44	0,46	0,36	0,40
24-29	29	26	17	13	11	0,79	0,79	0,60	0,48	0,43
30-34	49	50	26	32	31	1,24	1,27	0,83	1,09	1,11
Urban youth										
Total	53	65	32	38	29	0,71	0,90	0,47	0,57	0,44

Continuation

Age	Number of deaths, people					Number of deaths per 1000 people				
	2020	2021	2022	2023	2024	2020	2021	2022	2023	2024
14-18	-	7	4	4	3	-	0,53	0,27	0,26	0,19
19-23	6	7	6	7	6	0,48	0,57	0,46	0,51	0,42
24-29	17	18	8	9	8	0,75	0,90	0,43	0,51	0,47
30-34	30	33	14	18	12	1,14	1,23	0,67	0,91	0,64
Rural youth										
Total	42	33	30	24	28	0,84	0,69	0,76	0,63	0,76
14-18	2	5	5	5	3	0,16	0,41	0,47	0,46	0,27
19-23	9	3	4	1	3	0,84	0,28	0,47	0,12	0,36
24-29	12	8	9	4	3	0,87	0,62	0,91	0,43	0,35
30-34	19	17	12	14	19	1,45	1,36	1,15	1,44	2,11

Kyzylorda

Age	Number of deaths, people					Number of deaths per 1000 people				
	2020	2021	2022	2023	2024	2020	2021	2022	2023	2024
All youth										
Total	211	267	239	180	193	0,85	1,07	0,98	0,73	0,78
14-18	23	38	34	25	38	0,37	0,58	0,49	0,33	0,48
19-23	40	50	44	34	35	0,75	0,95	0,92	0,71	0,70
24-29	62	79	72	45	52	0,85	1,12	1,08	0,71	0,88
30-34	86	100	89	76	68	1,43	1,66	1,49	1,29	1,16
Urban youth										
Total	96	114	111	74	72	0,91	1,07	1,00	0,66	0,64
14-18	11	14	12	9	20	0,44	0,52	0,40	0,27	0,56
19-23	15	20	20	10	12	0,69	0,92	0,98	0,48	0,55
24-29	29	28	42	22	17	0,91	0,92	1,37	0,77	0,65
30-34	41	52	37	33	23	1,51	1,89	1,23	1,11	0,79
Rural youth										
Total	115	153	128	106	121	0,81	1,07	0,97	0,79	0,90
14-18	12	24	22	16	18	0,33	0,62	0,56	0,38	0,40
19-23	25	30	24	24	23	0,80	0,97	0,87	0,87	0,82
24-29	33	51	30	23	35	0,81	1,27	0,83	0,66	1,06
30-34	45	48	52	43	45	1,36	1,47	1,76	1,46	1,53
Men										
Total	144	190	178	128	147	1,12	1,47	1,41	1,00	1,14
14-18	14	25	26	16	28	0,45	0,75	0,73	0,41	0,68
19-23	25	38	32	23	26	0,90	1,38	1,30	0,94	1,02
24-29	44	51	53	32	40	1,14	1,36	1,50	0,95	1,26
30-34	61	76	67	57	53	1,96	2,44	2,15	1,84	1,73
Urban youth										
Total	65	71	85	57	54	1,19	1,30	1,51	1,01	0,95
14-18	7	7	8	4	15	0,55	0,52	0,52	0,24	0,82
19-23	11	15	13	9	9	0,98	1,33	1,27	0,88	0,83
24-29	19	11	30	17	11	1,15	0,70	1,94	1,18	0,82
30-34	28	38	34	27	19	2,01	2,67	2,23	1,80	1,30
Rural youth										
Total	79	119	93	71	93	1,06	1,59	1,32	1,00	1,29
14-18	7	18	18	12	13	0,38	0,91	0,89	0,55	0,57
19-23	14	23	19	14	17	0,84	1,41	1,33	0,98	1,16
24-29	25	40	23	15	29	1,13	1,83	1,16	0,78	1,58
30-34	33	38	33	30	34	1,93	2,24	2,07	1,87	2,11
Women										
Total	67	77	61	52	46	0,56	0,65	0,52	0,44	0,39
14-18	9	13	8	9	10	0,30	0,40	0,24	0,25	0,26
19-23	15	12	12	11	9	0,59	0,47	0,51	0,46	0,37
24-29	18	28	19	13	12	0,53	0,85	0,61	0,44	0,44
30-34	25	24	22	19	15	0,85	0,83	0,77	0,68	0,54
Urban youth										
Total	31	43	26	17	18	0,60	0,83	0,47	0,31	0,33
14-18	4	7	4	5	5	0,32	0,53	0,27	0,31	0,29
19-23	4	5	7	1	3	0,38	0,47	0,69	0,10	0,27
24-29	10	17	12	5	6	0,65	1,16	0,78	0,35	0,47
30-34	13	14	3	6	4	0,98	1,06	0,20	0,41	0,28
Rural youth										
Total	36	34	35	35	28	0,53	0,50	0,56	0,56	0,44
14-18	5	6	4	4	5	0,27	0,32	0,21	0,19	0,23

Age	Number of deaths, people					Number of deaths per 1000 people				
	2020	2021	2022	2023	2024	2020	2021	2022	2023	2024
19-23	11	7	5	10	6	0,74	0,47	0,38	0,75	0,45
24-29	8	11	7	8	6	0,43	0,60	0,43	0,52	0,41
30-34	12	10	19	13	11	0,75	0,64	1,39	0,96	0,82

Mangystau

Age	Number of deaths, people					Number of deaths per 1000 people				
	2020	2021	2022	2023	2024	2020	2021	2022	2023	2024
All youth										
Total	167	224	203	200	182	0,76	1,01	0,89	0,86	0,77
14-18	23	30	31	37	25	0,44	0,54	0,51	0,56	0,35
19-23	34	40	32	28	42	0,77	0,89	0,72	0,61	0,87
24-29	38	69	61	57	48	0,59	1,11	0,97	0,94	0,82
30-34	72	85	79	78	67	1,21	1,43	1,31	1,30	1,12
Urban youth										
Total	67	109	86	92	83	0,76	1,20	0,86	0,90	0,79
14-18	7	14	9	13	13	0,33	0,61	0,36	0,48	0,44
19-23	12	13	15	15	19	0,70	0,72	0,82	0,78	0,92
24-29	16	31	25	20	18	0,63	1,24	0,90	0,74	0,70
30-34	32	51	37	44	33	1,30	2,05	1,28	1,52	1,14
Rural youth										
Total	100	115	117	108	99	0,76	0,87	0,91	0,83	0,75
14-18	16	16	22	24	12	0,52	0,49	0,61	0,62	0,29
19-23	22	27	17	13	23	0,82	1,01	0,65	0,49	0,82
24-29	22	38	36	37	30	0,56	1,02	1,03	1,09	0,91
30-34	40	34	42	34	34	1,15	0,99	1,34	1,09	1,11
Men										
Total	118	158	153	147	140	1,05	1,39	1,31	1,24	1,16
14-18	16	18	23	31	18	0,60	0,63	0,73	0,91	0,50
19-23	23	32	25	18	33	1,01	1,39	1,09	0,76	1,32
24-29	28	51	45	41	36	0,85	1,60	1,42	1,33	1,20
30-34	51	57	60	57	53	1,71	1,92	1,98	1,89	1,77
Urban youth										
Total	44	69	62	63	62	0,98	1,50	1,24	1,24	1,20
14-18	6	6	6	12	9	0,55	0,51	0,47	0,87	0,60
19-23	7	9	11	10	16	0,80	0,99	1,15	1,00	1,51
24-29	9	19	17	12	13	0,69	1,48	1,27	0,93	1,04
30-34	22	35	28	29	24	1,82	2,88	2,00	2,08	1,75
Rural youth										
Total	74	89	91	84	78	1,10	1,32	1,37	1,24	1,12
14-18	10	12	17	19	9	0,63	0,71	0,92	0,94	0,42
19-23	16	23	14	8	17	1,14	1,65	1,04	0,58	1,17
24-29	19	32	28	29	23	0,96	1,67	1,53	1,63	1,32
30-34	29	22	32	28	29	1,64	1,26	1,96	1,72	1,79
Women										
Total	49	66	50	53	42	0,45	0,61	0,44	0,46	0,36
14-18	7	12	8	6	7	0,28	0,45	0,27	0,19	0,20
19-23	11	8	7	10	9	0,52	0,37	0,33	0,45	0,38
24-29	10	18	16	16	12	0,32	0,59	0,51	0,53	0,41
30-34	21	28	19	21	14	0,70	0,94	0,63	0,70	0,47
Urban youth										
Total	23	40	24	29	21	0,53	0,90	0,48	0,56	0,40
14-18	1	8	3	1	4	0,10	0,72	0,24	0,07	0,28
19-23	5	4	4	5	3	0,60	0,45	0,45	0,54	0,30
24-29	7	12	8	8	5	0,57	0,99	0,55	0,57	0,37
30-34	10	16	9	15	9	0,80	1,26	0,60	1,00	0,59
Rural youth										
Total	26	26	26	24	21	0,40	0,41	0,42	0,38	0,33
14-18	6	4	5	5	3	0,40	0,25	0,29	0,27	0,15
19-23	6	4	3	5	6	0,46	0,31	0,24	0,39	0,45
24-29	3	6	8	8	7	0,16	0,33	0,48	0,50	0,45
30-34	11	12	10	6	5	0,64	0,71	0,66	0,40	0,34

Pavlodar

Age	Number of deaths, people					Number of deaths per 1000 people				
	2020	2021	2022	2023	2024	2020	2021	2022	2023	2024
All youth										
Total	303	259	308	191	209	1,46	1,27	1,23	0,99	1,09
14-18	23	24	22	21	24	0,52	0,53	0,41	0,41	0,45
19-23	33	38	43	23	32	0,85	0,99	0,76	0,61	0,81
24-29	79	67	100	47	48	1,28	1,16	1,37	0,97	1,05
30-34	168	130	143	100	105	2,66	2,11	2,09	1,80	2,02
Urban youth										
Total	200	187	205	119	128	1,37	1,31	1,14	0,87	0,95
14-18	12	17	8	14	13	0,42	0,57	0,21	0,40	0,36
19-23	19	24	27	12	18	0,74	0,94	0,71	0,46	0,65
24-29	58	45	66	31	32	1,31	1,11	1,21	0,89	0,97
30-34	111	101	104	62	65	2,31	2,14	2,03	1,52	1,69
Rural youth										
Total	103	72	103	72	81	1,67	1,19	1,45	1,26	1,44
14-18	11	7	14	7	11	0,70	0,44	0,79	0,41	0,62
19-23	14	14	16	11	14	1,06	1,09	0,88	0,94	1,15
24-29	21	22	34	16	16	1,19	1,29	1,80	1,18	1,26
30-34	57	29	39	38	40	3,76	1,99	2,24	2,61	2,97
Men										
Total	217	191	231	132	156	2,05	1,84	1,78	1,32	1,58
14-18	14	14	14	14	18	0,62	0,60	0,44	0,53	0,65
19-23	19	27	37	15	21	0,95	1,37	1,30	0,78	1,04
24-29	58	53	71	33	37	1,82	1,77	2,01	1,30	1,55
30-34	126	97	109	70	80	3,99	3,14	3,00	2,44	2,97
Urban youth										
Total	137	135	150	81	98	1,88	1,90	1,66	1,17	1,43
14-18	6	9	5	9	9	0,42	0,60	0,24	0,51	0,49
19-23	10	16	22	8	12	0,77	1,24	1,19	0,61	0,87
24-29	40	34	44	21	25	1,81	1,66	1,70	1,19	1,49
30-34	81	76	79	43	52	3,48	3,34	2,97	2,08	2,68
Rural youth										
Total	80	56	81	51	58	2,41	1,71	2,06	1,66	1,92
14-18	8	5	9	5	9	0,98	0,60	0,82	0,56	0,98
19-23	9	11	15	7	9	1,29	1,62	1,52	1,14	1,40
24-29	18	19	27	12	12	1,85	2,02	2,71	1,57	1,69
30-34	45	21	30	27	28	5,42	2,58	3,07	3,38	3,73
Women										
Total	86	68	77	59	53	0,84	0,68	0,65	0,63	0,57
14-18	9	10	8	7	6	0,42	0,45	0,37	0,28	0,23
19-23	14	11	6	8	11	0,74	0,59	0,22	0,43	0,56
24-29	21	14	29	14	11	0,70	0,51	0,69	0,60	0,50
30-34	42	33	34	30	25	1,33	1,07	1,12	1,12	1,00
Urban youth										
Total	63	52	55	38	30	0,86	0,73	0,61	0,56	0,45
14-18	6	8	3	5	4	0,43	0,55	0,18	0,29	0,23
19-23	9	8	5	4	6	0,71	0,63	0,24	0,30	0,44
24-29	18	11	22	10	7	0,82	0,55	0,70	0,58	0,43
30-34	30	25	25	19	13	1,21	1,03	1,07	0,94	0,68
Rural youth										
Total	23	16	22	21	23	0,81	0,58	0,75	0,80	0,89
14-18	3	2	5	2	2	0,40	0,26	0,77	0,24	0,23
19-23	5	3	1	4	5	0,81	0,50	0,18	0,71	0,87
24-29	3	3	7	4	4	0,38	0,39	0,63	0,67	0,72
30-34	12	8	9	11	12	1,76	1,24	1,26	1,68	2,01

Soltustik Kazakhstan

Age	Number of deaths, people					Number of deaths per 1000 people				
	2020	2021	2022	2023	2024	2020	2021	2022	2023	2024
All youth										
Total	217	218	186	168	142	1,49	1,53	1,37	1,27	1,09
14-18	16	11	25	17	21	0,47	0,32	0,74	0,49	0,59

Continuation

Age	Number of deaths, people					Number of deaths per 1000 people				
	2020	2021	2022	2023	2024	2020	2021	2022	2023	2024
19-23	25	26	23	18	23	0,82	0,86	0,86	0,66	0,82
24-29	78	73	37	42	37	1,88	1,82	1,07	1,29	1,21
30-34	98	108	101	91	61	2,51	2,88	2,49	2,40	1,73
Urban youth										
Total	85	90	75	71	63	1,18	1,28	1,11	1,07	0,96
14-18	1	1	9	8	9	0,08	0,08	0,59	0,51	0,56
19-23	8	10	5	6	13	0,61	0,79	0,37	0,42	0,89
24-29	30	34	22	23	12	1,35	1,62	1,25	1,39	0,76
30-34	46	45	39	34	29	1,92	1,87	1,84	1,69	1,54
Rural youth										
Total	132	128	111	97	79	1,80	1,79	1,62	1,46	1,23
14-18	15	10	16	9	12	0,70	0,47	0,86	0,46	0,61
19-23	17	16	18	12	10	0,97	0,91	1,34	0,90	0,76
24-29	48	39	15	19	25	2,48	2,03	0,88	1,19	1,69
30-34	52	63	62	57	32	3,43	4,71	3,20	3,20	1,95
Men										
Total	164	167	126	120	108	2,15	2,23	1,77	1,72	1,59
14-18	11	8	10	15	13	0,63	0,45	0,57	0,83	0,71
19-23	17	21	18	14	18	1,06	1,33	1,30	0,99	1,25
24-29	64	51	30	28	27	2,86	2,37	1,62	1,61	1,64
30-34	72	87	68	63	50	3,52	4,40	3,19	3,14	2,66
Urban youth										
Total	59	67	50	54	48	1,67	1,92	1,77	1,58	1,42
14-18	1	-	5	7	5	0,15	-	0,57	0,87	0,61
19-23	5	7	3	5	10	0,77	1,11	0,43	0,68	1,31
24-29	19	23	18	17	7	1,73	2,22	2,02	2,02	0,86
30-34	34	37	24	25	26	2,96	3,21	2,23	2,43	2,67
Rural youth										
Total	105	100	76	66	60	2,56	2,51	2,07	1,86	1,75
14-18	10	8	5	8	8	0,91	0,72	0,52	0,81	0,79
19-23	12	14	15	9	8	1,26	1,48	2,16	1,32	1,17
24-29	45	28	12	11	20	3,94	2,50	1,25	1,22	2,41
30-34	38	50	44	38	24	4,24	6,08	4,17	3,89	2,65
Women										
Total	53	51	60	48	34	0,77	0,76	0,93	0,76	0,55
14-18	5	3	15	2	8	0,30	0,18	0,92	0,12	0,46
19-23	8	5	5	4	5	0,55	0,35	0,39	0,30	0,37
24-29	14	22	7	14	10	0,73	1,18	0,43	0,93	0,70
30-34	26	21	33	28	11	1,40	1,19	1,71	1,57	0,67
Urban youth										
Total	26	23	25	17	15	0,72	0,65	0,76	0,53	0,47
14-18	-	1	4	1	4	-	0,16	0,55	0,13	0,52
19-23	3	3	2	1	3	0,45	0,47	0,31	0,15	0,43
24-29	11	11	4	6	5	0,98	1,04	0,46	0,74	0,64
30-34	12	8	15	9	3	0,97	0,64	1,43	0,92	0,33
Rural youth										
Total	27	28	35	31	19	0,83	0,89	1,10	1,00	0,63
14-18	5	2	11	1	4	0,48	0,19	1,22	0,11	0,41
19-23	5	2	3	3	2	0,63	0,25	0,46	0,47	0,31
24-29	3	11	3	8	5	0,38	1,38	0,40	1,15	0,77
30-34	14	13	18	19	8	2,27	2,52	2,05	2,36	1,08

Turkistan

Age	Number of deaths, people					Number of deaths per 1000 people				
	2020	2021	2022	2023	2024	2020	2021	2022	2023	2024
All youth										
Total	621	629	530	601	534	0,98	0,99	0,82	0,91	0,80
14-18	102	110	107	136	132	0,55	0,57	0,52	0,62	0,57
19-23	121	133	120	124	125	0,88	0,95	0,87	0,87	0,84
24-29	181	197	130	172	132	1,04	1,17	0,79	1,09	0,87
30-34	217	189	173	169	145	1,59	1,42	1,25	1,23	1,06
Urban youth										
Total	139	137	126	120	132	1,23	1,17	0,81	0,76	0,81

Continuation

Age	Number of deaths, people					Number of deaths per 1000 people				
	2020	2021	2022	2023	2024	2020	2021	2022	2023	2024
14-18	16	21	18	26	27	0,46	0,56	0,38	0,51	0,50
19-23	30	27	35	17	29	1,19	1,01	1,08	0,51	0,82
24-29	44	40	32	45	31	1,52	1,37	0,80	1,16	0,83
30-34	49	49	41	32	45	2,07	2,04	1,16	0,90	1,27
Rural youth										
Total	482	492	404	481	402	0,93	0,95	0,82	0,96	0,80
14-18	86	89	89	110	105	0,58	0,57	0,56	0,65	0,59
19-23	91	106	85	107	96	0,81	0,93	0,80	0,98	0,85
24-29	137	157	98	127	101	0,95	1,12	0,79	1,06	0,89
30-34	168	140	132	137	100	1,49	1,29	1,28	1,34	0,99
Men										
Total	425	425	373	422	397	1,28	1,27	1,09	1,22	1,13
14-18	67	73	71	87	94	0,71	0,74	0,67	0,77	0,79
19-23	83	94	84	91	92	1,12	1,25	1,15	1,21	1,17
24-29	132	138	94	117	98	1,40	1,50	1,06	1,36	1,19
30-34	143	120	124	127	113	2,02	1,72	1,70	1,75	1,57
Urban youth										
Total	89	90	74	80	92	1,46	1,42	0,93	0,98	1,10
14-18	8	13	8	15	17	0,44	0,67	0,33	0,58	0,61
19-23	22	24	18	11	19	1,56	1,63	1,07	0,63	1,03
24-29	28	25	24	30	23	1,71	1,52	1,16	1,50	1,18
30-34	31	28	24	24	33	2,49	2,19	1,33	1,33	1,83
Rural youth										
Total	336	335	299	342	305	1,23	1,23	1,14	1,29	1,14
14-18	59	60	63	72	77	0,78	0,76	0,77	0,83	0,85
19-23	61	70	66	80	73	1,01	1,16	1,17	1,38	1,21
24-29	104	113	70	87	75	1,34	1,49	1,03	1,32	1,19
30-34	112	92	100	103	80	1,92	1,61	1,83	1,89	1,48
Women										
Total	196	204	157	179	137	0,66	0,68	0,51	0,57	0,43
14-18	35	37	36	49	38	0,39	0,39	0,36	0,46	0,34
19-23	38	39	36	33	33	0,60	0,60	0,55	0,49	0,47
24-29	49	59	36	55	34	0,62	0,77	0,47	0,76	0,49
30-34	74	69	49	42	32	1,13	1,10	0,74	0,65	0,50
Urban youth										
Total	50	47	52	40	40	0,97	0,87	0,69	0,52	0,51
14-18	8	8	10	11	10	0,48	0,45	0,44	0,45	0,38
19-23	8	3	17	6	10	0,72	0,25	1,09	0,37	0,59
24-29	16	15	8	15	8	1,26	1,19	0,41	0,80	0,44
30-34	18	21	17	8	12	1,60	1,86	0,98	0,46	0,69
Rural youth										
Total	146	157	105	139	97	0,59	0,64	0,45	0,59	0,41
14-18	27	29	26	38	28	0,37	0,38	0,33	0,46	0,33
19-23	30	36	19	27	23	0,58	0,68	0,38	0,53	0,44
24-29	33	44	28	40	26	0,50	0,69	0,50	0,74	0,51
30-34	56	48	32	34	20	1,03	0,93	0,66	0,72	0,43

Ulytau

Age	Number of deaths, people					Number of deaths per 1000 people				
	2020	2021	2022	2023	2024	2020	2021	2022	2023	2024
All youth										
Total	96	94	66	62	55	1,46	1,45	1,08	1,02	0,91
14-18	9	12	9	12	11	0,58	0,74	0,57	0,72	0,62
19-23	14	9	5	13	9	1,01	0,67	0,43	1,13	0,76
24-29	24	23	18	14	11	1,19	1,18	1,04	0,86	0,73
30-34	49	50	34	23	24	3,02	3,18	2,05	1,41	1,51
Urban youth										
Total	80	77	55	49	40	1,60	1,56	1,14	1,02	0,84
14-18	6	9	5	8	6	0,52	0,75	0,42	0,63	0,45
19-23	14	7	4	9	5	1,34	0,69	0,45	1,00	0,54
24-29	20	18	16	12	9	1,29	1,21	1,17	0,93	0,75
30-34	40	43	30	20	20	3,17	3,51	2,21	1,50	1,54

Age	Number of deaths, people					Number of deaths per 1000 people				
	2020	2021	2022	2023	2024	2020	2021	2022	2023	2024
	Rural youth									
Total	16	17	11	13	15	1,01	1,08	0,84	1,01	1,17
14-18	3	3	4	4	5	0,73	0,69	1,05	0,99	1,19
19-23	-	2	1	4	4	-	0,61	0,39	1,58	1,54
24-29	4	5	2	2	2	0,85	1,08	0,56	0,59	0,65
30-34	9	7	4	3	4	2,49	2,02	1,31	1,01	1,37
	Men									
Total	68	64	43	47	39	1,98	1,89	1,36	1,50	1,25
14-18	6	8	7	11	8	0,75	0,97	0,87	1,30	0,90
19-23	7	8	4	12	7	0,97	1,14	0,68	2,07	1,17
24-29	19	16	13	9	6	1,79	1,56	1,43	1,05	0,75
30-34	36	32	19	15	18	4,20	3,82	2,18	1,76	2,16
	Urban youth									
Total	56	50	33	36	29	2,16	1,96	1,34	1,47	1,19
14-18	4	5	3	7	4	0,68	0,82	0,50	1,09	0,59
19-23	7	6	3	8	5	1,29	1,13	0,67	1,79	1,08
24-29	16	12	11	7	5	1,99	1,56	1,56	1,05	0,80
30-34	29	27	16	14	15	4,42	4,19	2,29	2,05	2,25
	Rural youth									
Total	12	14	10	11	10	1,43	1,68	1,42	1,59	1,46
14-18	2	3	4	4	4	0,96	1,37	2,02	1,93	1,87
19-23	-	2	1	4	2	-	1,18	0,74	3,05	1,49
24-29	3	4	2	2	1	1,17	1,59	1,00	1,08	0,58
30-34	7	5	3	1	3	3,50	2,58	1,73	0,59	1,80
	Women									
Total	28	30	23	15	16	0,89	0,96	0,78	0,51	0,55
14-18	3	4	2	1	3	0,39	0,50	0,26	0,12	0,34
19-23	7	1	1	1	2	1,05	0,15	0,18	0,18	0,34
24-29	5	7	5	5	5	0,52	0,75	0,61	0,65	0,70
30-34	13	18	15	8	6	1,69	2,45	1,90	1,03	0,79
	Urban youth									
Total	24	27	22	13	11	0,99	1,13	0,93	0,55	0,47
14-18	2	4	2	1	2	0,36	0,68	0,34	0,16	0,30
19-23	7	1	1	1	0	1,39	0,20	0,22	0,22	0,00
24-29	4	6	5	5	4	0,54	0,83	0,75	0,81	0,69
30-34	11	16	14	6	5	1,82	2,75	2,13	0,92	0,79
	Rural youth									
Total	4	3	1	2	5	0,54	0,41	0,17	0,33	0,84
14-18	1	-	-	-	1	0,49	-	-	-	0,48
19-23	-	-	-	-	2	-	-	-	-	1,58
24-29	1	1	-	-	1	0,47	0,47	-	-	0,72
30-34	2	2	1	2	1	1,23	1,31	0,75	1,56	0,79

Shygys Kazakhstan

Age	Number of deaths, people					Number of deaths per 1000 people				
	2020	2021	2022	2023	2024	2020	2021	2022	2023	2024
	All youth									
Total	333	360	276	259	238	1,71	1,90	1,55	1,48	1,38
14-18	15	28	21	27	21	0,38	0,68	0,48	0,58	0,44
19-23	29	42	27	30	36	0,82	1,21	0,91	1,00	1,13
24-29	80	95	76	75	57	1,39	1,80	1,56	1,65	1,35
30-34	209	195	152	127	124	3,36	3,19	2,67	2,38	2,49
	Urban youth									
Total	202	233	176	141	141	1,58	1,86	1,49	1,21	1,23
14-18	6	17	11	8	10	0,27	0,73	0,42	0,28	0,34
19-23	18	26	16	19	18	0,85	1,24	0,81	0,94	0,84
24-29	48	57	46	41	41	1,23	1,62	1,40	1,33	1,42
30-34	130	133	103	73	72	2,84	2,89	2,62	1,97	2,08
	Rural youth									
Total	131	127	100	118	97	1,98	1,98	1,67	2,01	1,69
14-18	9	11	10	19	11	0,52	0,62	0,59	1,06	0,60
19-23	11	16	11	11	18	0,79	1,17	1,12	1,13	1,73
24-29	32	38	30	34	16	1,74	2,17	1,90	2,33	1,21
30-34	79	62	49	54	52	4,85	4,10	2,80	3,29	3,43

Continuation

Age	Number of deaths, people					Number of deaths per 1000 people				
	2020	2021	2022	2023	2024	2020	2021	2022	2023	2024
Men										
Total	246	267	208	190	183	2,47	2,75	2,23	2,07	2,03
14-18	11	17	14	18	10	0,55	0,81	0,63	0,76	0,40
19-23	19	29	22	27	31	1,04	1,62	1,41	1,71	1,85
24-29	55	71	58	54	44	1,84	2,57	2,25	2,24	1,97
30-34	161	150	114	91	98	5,14	4,89	3,84	3,25	3,72
Urban youth										
Total	156	173	135	107	107	2,47	2,79	2,22	1,79	1,82
14-18	6	9	9	7	3	0,54	0,76	0,67	0,49	0,20
19-23	14	19	13	16	16	1,30	1,79	1,27	1,53	1,44
24-29	34	43	34	29	32	1,77	2,45	2,01	1,83	2,16
30-34	102	102	79	55	56	4,63	4,66	3,93	2,91	3,14
Rural youth										
Total	90	94	73	83	76	2,48	2,67	2,24	2,60	2,43
14-18	5	8	5	11	7	0,56	0,88	0,58	1,19	0,73
19-23	5	10	9	11	15	0,67	1,38	1,67	2,07	2,65
24-29	21	28	24	25	12	1,98	2,78	2,71	3,03	1,60
30-34	59	48	35	36	42	6,33	5,48	3,64	3,96	4,95
Women										
Total	87	93	68	69	55	0,92	1,01	0,80	0,83	0,67
14-18	4	11	7	9	11	0,21	0,55	0,33	0,40	0,47
19-23	10	13	5	3	5	0,59	0,77	0,36	0,21	0,33
24-29	25	24	18	21	13	0,91	0,95	0,78	0,98	0,66
30-34	48	45	38	36	26	1,56	1,48	1,40	1,42	1,11
Urban youth										
Total	46	60	41	34	34	0,71	0,94	0,71	0,60	0,61
14-18	-	8	2	1	7	-	0,70	0,15	0,07	0,48
19-23	4	7	3	3	2	0,38	0,67	0,32	0,31	0,19
24-29	14	14	12	12	9	0,70	0,79	0,75	0,80	0,64
30-34	28	31	24	18	16	1,17	1,29	1,25	1,00	0,95
Rural youth										
Total	41	33	27	35	21	1,38	1,14	0,98	1,31	0,81
14-18	4	3	5	8	4	0,47	0,34	0,61	0,92	0,45
19-23	6	6	2	-	3	0,92	0,94	0,45	-	0,63
24-29	11	10	6	9	4	1,42	1,34	0,87	1,42	0,70
30-34	20	14	14	18	10	2,87	2,20	1,77	2,46	1,50

Astana city

Age	Number of deaths, people					Number of deaths per 1000 people				
	2020	2021	2022	2023	2024	2020	2021	2022	2023	2024
All youth										
Total	289	277	248	264	274	0,78	0,73	0,57	0,59	0,58
14-18	19	43	31	44	42	0,32	0,66	0,37	0,47	0,41
19-23	39	40	38	46	44	0,57	0,58	0,47	0,54	0,47
24-29	101	75	68	73	94	0,86	0,65	0,51	0,55	0,71
30-34	130	119	111	101	94	1,04	0,94	0,82	0,73	0,67
Men										
Total	199	173	174	181	177	1,12	0,96	0,83	0,83	0,78
14-18	13	25	20	30	29	0,42	0,74	0,47	0,64	0,56
19-23	18	28	25	34	31	0,54	0,84	0,63	0,80	0,67
24-29	74	49	48	51	61	1,34	0,90	0,75	0,82	0,99
30-34	94	71	81	66	56	1,61	1,20	1,26	1,01	0,84
Women										
Total	90	104	74	83	97	0,46	0,53	0,33	0,36	0,40
14-18	6	18	11	14	13	0,21	0,56	0,27	0,31	0,26
19-23	21	12	13	12	13	0,59	0,34	0,32	0,28	0,27
24-29	27	26	20	22	33	0,43	0,42	0,28	0,31	0,47
30-34	36	48	30	35	38	0,54	0,71	0,42	0,48	0,51

Almaty city

Age	Number of deaths, people					Number of deaths per 1000 people				
	2020	2021	2022	2023	2024	2020	2021	2022	2023	2024
All youth										
Total	424	408	375	384	332	0,63	0,61	0,56	0,56	0,47
14-18	36	43	48	43	50	0,36	0,40	0,33	0,29	0,32
19-23	54	63	58	68	59	0,50	0,61	0,38	0,41	0,35
24-29	115	102	92	84	77	0,49	0,47	0,50	0,46	0,41
30-34	219	200	177	189	146	0,95	0,82	0,94	0,99	0,77
Men										
Total	288	267	261	269	229	0,93	0,86	0,81	0,81	0,68
14-18	26	26	27	26	38	0,51	0,47	0,36	0,34	0,47
19-23	35	39	42	51	43	0,68	0,78	0,56	0,63	0,51
24-29	78	68	63	60	44	0,76	0,70	0,74	0,71	0,51
30-34	149	134	129	132	104	1,43	1,23	1,47	1,49	1,18
Women										
Total	136	141	114	115	103	0,38	0,39	0,33	0,32	0,28
14-18	10	17	21	17	12	0,21	0,33	0,30	0,23	0,16
19-23	19	24	16	17	16	0,34	0,45	0,20	0,20	0,19
24-29	37	34	29	24	33	0,28	0,28	0,29	0,24	0,33
30-34	70	66	48	57	42	0,55	0,49	0,47	0,56	0,41

Shymkent city

Age	Number of deaths, people					Number of deaths per 1000 people				
	2020	2021	2022	2023	2024	2020	2021	2022	2023	2024
All youth										
Total	260	298	286	260	263	0,74	0,83	0,75	0,68	0,67
14-18	21	47	44	59	63	0,27	0,57	0,46	0,58	0,58
19-23	49	53	58	58	54	0,62	0,68	0,70	0,68	0,61
24-29	77	88	78	66	75	0,75	0,87	0,74	0,64	0,74
30-34	113	110	106	77	71	1,21	1,12	1,12	0,82	0,75
Men										
Total	172	193	196	187	179	1,01	1,10	1,05	0,99	0,92
14-18	10	31	27	34	32	0,25	0,73	0,55	0,65	0,57
19-23	34	27	49	42	37	0,89	0,70	1,21	1,01	0,86
24-29	51	52	51	50	58	1,02	1,06	1,01	1,01	1,18
30-34	77	83	69	61	52	1,78	1,83	1,50	1,33	1,13
Women										
Total	88	105	90	73	84	0,48	0,57	0,47	0,37	0,42
14-18	11	16	17	25	31	0,29	0,40	0,36	0,50	0,59
19-23	15	26	9	16	17	0,37	0,65	0,21	0,37	0,38
24-29	26	36	27	16	17	0,49	0,70	0,50	0,30	0,33
30-34	36	27	37	16	19	0,72	0,51	0,76	0,33	0,39

Continuation

4.2 Deaths by main causes of death in the age of 14-34 years

people

Age	All youth					Urban youth					Rural youth				
	2020	2021	2022	2023	2024	2020	2021	2022	2023	2024	2020	2021	2022	2023	2024
From diseases of the circulatory system															
Total	677	713	595	618	583	425	435	379	368	365	252	278	216	250	218
14-18	28	33	36	56	44	9	17	18	36	29	19	16	18	20	15
19-23	48	49	53	59	70	24	19	31	32	43	24	30	22	27	27
24-29	172	195	148	138	131	114	106	101	79	72	58	89	47	59	59
30-34	429	436	358	365	338	278	293	229	221	221	151	143	129	144	117
From accidents, poisoning and injuries															
Total	2889	2965	2884	2 841	2 625	1529	1569	1488	1 464	1 338	1360	1396	1396	1 377	1 287
14-18	351	406	402	454	490	136	205	173	204	229	215	201	229	250	261
19-23	504	571	531	557	584	250	282	247	284	270	254	289	284	273	314
24-29	890	945	884	843	706	486	480	467	437	382	404	465	417	406	324
30-34	1144	1043	1067	987	845	657	602	601	539	457	487	441	466	448	388
From neoplasms															
Total	430	420	380	388	325	263	262	239	242	199	167	158	141	146	126
14-18	43	74	44	65	62	18	47	17	43	32	25	27	27	22	30
19-23	53	49	50	50	45	26	30	32	34	29	27	19	18	16	16

Continuation

Age	All youth					Urban youth					Rural youth				
	2020	2021	2022	2023	2024	2020	2021	2022	2023	2024	2020	2021	2022	2023	2024
24-29	125	111	79	105	76	77	69	61	69	48	48	42	18	36	28
30-34	209	186	207	168	142	142	116	129	96	90	67	70	78	72	52
	From respiratory diseases														
Total	301	265	212	215	217	193	184	140	135	149	108	81	72	80	68
14-18	20	17	31	27	24	13	12	16	12	14	7	5	15	15	10
19-23	38	23	23	33	46	21	16	16	23	35	17	7	7	10	11
24-29	62	68	48	53	45	51	45	32	34	30	11	23	16	19	15
30-34	181	157	110	102	102	108	111	76	66	70	73	46	34	36	32
	From diseases of the digestive system														
Total	367	327	277	240	216	229	211	181	141	119	138	116	96	99	97
14-18	15	9	17	14	15	7	6	9	9	8	8	3	8	5	7
19-23	13	19	18	13	22	10	7	12	3	11	3	12	6	10	11
24-29	59	66	58	59	61	41	40	39	38	35	18	26	19	21	26
30-34	280	233	184	154	118	171	158	121	91	65	109	75	63	63	53
	From infectious and parasitic diseases														
Total	180	130	122	122	74	118	93	89	77	52	62	37	33	45	22
14-18	9	12	16	18	13	6	6	8	10	8	3	6	8	8	5
19-23	17	8	10	12	10	5	5	10	3	6	12	3	0	9	4
24-29	50	33	19	30	20	34	20	14	19	14	16	13	5	11	6
30-34	104	77	77	62	31	73	62	57	45	24	31	15	20	17	7

5. Migration

76

5.1 Migration of population aged 14-34 years

	Arrivals					Departures					Net migration					people
	2020	2021	2022	2023	2024	2020	2021	2022	2023	2024	2020	2021	2022	2023	2024	
	All youth															
Republic of Kazakhstan	386 097	418 989	448 141	422 886	538 217	391 289	424 401	447 007	415 592	527 583	-5 192	-5 412	1 134	7 294	10 634	
Abay	8 085	8 761	9 009	8 350	10 650	11 853	12 594	12 858	11 266	14 123	-3 768	-3 833	-3 849	-2 916	-3 473	
Akmola	13 932	13 914	14 773	13 695	17 492	15 652	16 862	16 578	15 490	19 362	-1 720	-2 948	-1 805	-1 795	-1 870	
Aktobe	15 389	15 988	16 991	15 515	20 621	16 192	17 134	18 182	16 250	21 576	-803	-1 146	-1 191	-735	-955	
Almaty	30 805	32 624	40 292	36 281	49 475	35 567	34 919	41 460	36 326	48 345	-4 762	-2 295	-1 168	-45	1 130	
Atyrau	9 940	11 164	11 324	11 462	13 797	10 107	12 129	12 261	12 075	15 278	-167	-965	-937	-613	-1 481	
Batys Kazakhstan	11 921	11 981	13 064	12 575	16 286	13 232	13 148	14 186	13 301	17 571	-1 311	-1 167	-1 122	-726	-1 285	
Zhambyl	18 407	18 516	18 832	16 633	19 813	23 118	23 573	25 333	23 111	27 708	-4 711	-5 057	-6 501	-6 478	-7 895	
Zhetisu	11 464	10 470	9 956	10 620	13 373	15 094	14 579	15 102	14 435	18 078	-3 630	-4 109	-5 146	-3 815	-4 705	
Karagandy	15 448	16 559	17 231	16 764	19 104	18 007	19 305	19 108	18 328	21 231	-2 559	-2 746	-1 877	-1 564	-2 127	
Kostanay	11 949	11 854	13 411	12 936	14 205	14 350	14 408	15 464	14 173	16 199	-2 401	-2 554	-2 053	-1 237	-1 994	
Kyzylorda	12 607	11 965	13 022	10 862	13 317	14 882	15 080	16 754	14 561	18 029	-2 275	-3 115	-3 732	-3 699	-4 712	
Mangystau	16 007	17 939	18 959	16 950	20 069	14 234	16 281	17 398	15 831	18 987	1 773	1 658	1 561	1 119	1 082	
Pavlodar	11 067	10 906	10 679	10 108	12 382	12 615	13 002	12 651	11 541	14 123	-1 548	-2 096	-1 972	-1 433	-1 741	
Soltustik Kazakhstan	7 482	7 101	7 158	6 616	7 656	9 387	9 285	9 258	8 279	10 206	-1 905	-2 184	-2 100	-1 663	-2 550	
Turkistan	41 555	37 596	38 772	35 198	42 078	51 163	52 001	51 265	47 573	57 999	-9 608	-14 405	-12 493	-12 375	-15 921	
Ulytau	3 043	2 839	3 462	3 466	3 905	3 940	4 261	4 423	4 334	4 902	-897	-1 422	-961	-868	-997	
Shygyys Kazakhstan	9 015	9 620	9 583	8 937	11 245	10 408	11 100	10 985	10 251	12 420	-1 393	-1 480	-1 402	-1 314	-1 175	
Astana city	54 756	71 804	78 080	75 243	99 737	42 984	52 854	56 658	51 947	66 991	11 772	18 950	21 422	23 296	32 746	
Almaty city	54 366	63 264	73 017	67 846	88 413	33 612	43 985	48 177	46 040	64 413	20 754	19 279	24 840	21 806	24 000	
Shymkent city	28 859	34 124	30 526	32 829	44 599	24 892	27 901	28 906	30 480	40 042	3 967	6 223	1 620	2 349	4 557	
Republic of Kazakhstan	251 682	293 016	309 684	296 720	385 094	216 210	248 001	264 086	249 510	323 012	35 472	45 015	45 598	47 210	62 082	
Abay	4 646	5 593	5 942	5 573	7 056	6 227	6 527	6 650	5 999	7 439	-1 581	-934	-708	-426	-383	
Akmola	8 004	8 091	8 235	7 951	10 154	7 290	7 873	7 838	7 371	9 437	714	218	397	580	717	
Aktobe	11 657	12 490	13 432	12 185	16 796	10 723	11 965	12 677	11 373	14 916	934	525	755	812	1 880	
Almaty	4 321	4 771	6 485	5 437	8 694	5 393	5 257	6 772	5 326	8 904	-1 072	-486	-287	111	-210	
Atyrau	4 614	5 484	5 835	6 077	6 945	4 589	5 867	6 045	5 725	7 884	25	-383	-210	352	-939	
Batys Kazakhstan	6 501	7 118	8 007	7 985	11 076	6 973	6 915	7 447	7 280	9 648	-472	203	560	705	1 428	
Zhambyl	7 582	8 346	8 234	7 221	8 967	8 328	8 742	9 766	8 690	10 224	-746	-396	-1 532	-1 469	-1 257	
Zhetisu	5 057	4 914	4 276	4 947	6 412	5 747	5 900	5 655	6 108	7 582	-690	-986	-1 379	-1 161	-1 170	
Karagandy	12 251	13 441	14 189	13 955	15 863	12 845	14 110	14 009	13 437	15 677	-594	-669	180	518	186	
Kostanay	7 255	7 692	8 689	8 131	9 216	7 059	7 312	7 774	7 218	8 490	196	380	915	913	726	
Kyzylorda	5 723	5 717	6 097	5 242	6 835	6 044	6 484	7 383	6 597	7 956	-321	-767	-1 286	-1 355	-1 121	
Mangystau	7 341	8 990	8 961	8 157	9 735	5 103	6 318	6 893	6 435	7 830	2 238	2 672	2 068	1 722	1 905	
Pavlodar	6 754	6 961	6 780	6 405	8 031	7 024	7 554	7 358	6 709	7 983	-270	-593	-578	-304	48	
Soltustik Kazakhstan	3 422	3 473	3 422	3 209	3 682	2 941	2 946	3 175	2 916	3 549	481	527	247	293	133	

Youth of Kazakhstan

Continuation

	Arrivals					Departures					Net migration				
	2020	2021	2022	2023	2024	2020	2021	2022	2023	2024	2020	2021	2022	2023	2024
Turkistan	10 753	12 363	10 925	10 059	12 651	10 493	11 024	12 193	11 388	14 094	260	1 339	-1 268	-1 329	-1 443
Ulytau	2 210	2 111	2 596	2 707	2 994	2 817	3 096	3 086	3 132	3 567	-607	-985	-490	-425	-573
Shyys Kazakhstan	5 610	6 269	5 956	5 561	7 238	5 126	5 371	5 624	5 339	6 386	484	898	332	222	852
Astana city	54 756	71 804	78 080	75 243	99 737	42 984	52 854	56 658	51 947	66 991	11 772	18 950	21 422	23 296	32 746
Almaty city	54 366	63 264	73 017	67 846	88 413	33 612	43 985	48 177	46 040	64 413	20 754	19 279	24 840	21 806	24 000
Shymkent city	28 859	34 124	30 526	32 829	44 599	24 892	27 901	28 906	30 480	40 042	3 967	6 223	1 620	2 349	4 557
Republic of Kazakhstan	134 415	125 973	138 457	126 166	153 123	175 079	176 400	182 921	166 082	204 571	-40 664	-50 427	-44 464	-39 916	-51 448
Abay	3 439	3 168	3 067	2 777	3 594	5 626	6 067	6 208	5 267	6 684	-2 187	-2 899	-3 141	-2 490	-3 090
Akmola	5 928	5 823	6 538	5 744	7 338	8 362	8 989	8 740	8 119	9 925	-2 434	-3 166	-2 202	-2 375	-2 587
Aktobe	3 732	3 498	3 559	3 330	3 825	5 469	5 169	5 505	4 877	6 660	-1 737	-1 671	-1 946	-1 547	-2 835
Almaty	26 484	27 853	33 807	30 844	40 781	30 174	29 662	34 688	31 000	39 441	-3 690	-1 809	-881	-156	1 340
Atyrau	5 326	5 680	5 489	5 385	6 852	5 518	6 262	6 216	6 350	7 394	-192	-582	-727	-965	-542
Batys Kazakhstan	5 420	4 863	5 057	4 590	5 210	6 259	6 233	6 739	6 021	7 923	-839	-1 370	-1 682	-1 431	-2 713
Zhambyl	10 825	10 170	10 598	9 412	10 846	14 790	14 831	15 567	14 421	17 484	-3 965	-4 661	-4 969	-5 009	-6 638
Zhetisu	6 407	5 556	5 680	5 673	6 961	9 347	8 679	9 447	8 327	10 496	-2 940	-3 123	-3 767	-2 654	-3 535
Karagandy	3 197	3 118	3 042	2 809	3 241	5 162	5 195	5 099	4 891	5 554	-1 965	-2 077	-2 057	-2 082	-2 313
Kostanay	4 694	4 162	4 722	4 805	4 989	7 291	7 096	7 690	6 955	7 709	-2 597	-2 934	-2 968	-2 150	-2 720
Kyzylorda	6 884	6 248	6 925	5 620	6 482	8 838	8 596	9 371	7 964	10 073	-1 954	-2 348	-2 446	-2 344	-3 591
Mangystau	8 666	8 949	9 998	8 793	10 334	9 131	9 963	10 505	9 396	11 157	-465	-1 014	-507	-603	-823
Pavlodar	4 313	3 945	3 899	3 703	4 351	5 591	5 448	5 293	4 832	6 140	-1 278	-1 503	-1 394	-1 129	-1 789
Soltustik Kazakhstan	4 060	3 628	3 736	3 407	3 974	6 446	6 339	6 083	5 363	6 657	-2 386	-2 711	-2 347	-1 956	-2 683
Turkistan	30 802	25 233	27 847	25 139	29 427	40 670	40 977	39 072	36 185	43 905	-9 868	-15 744	-11 225	-11 046	-14 478
Ulytau	833	728	866	759	911	1 123	1 165	1 337	1 202	1 335	-290	-437	-471	-443	-424
Shyys Kazakhstan	3 405	3 351	3 627	3 376	4 007	5 282	5 729	5 361	4 912	6 034	-1 877	-2 378	-1 734	-1 536	-2 027

5.2 External migration of young people

Republic of Kazakhstan

people

Age	Immigrants					Emigrants				
	2020	2021	2022	2023	2024	2020	2021	2022	2023	2024
Men										
Total	2 369	2 419	4 381	6 608	8 347	4 609	4 696	3 165	1 685	1 429
14-18	469	319	678	845	1 195	894	1 046	775	503	412
19-23	556	539	907	1 334	1 974	841	804	477	279	306
24-29	701	847	1 445	2 225	2 661	1 176	1 195	717	338	262
30-34	643	714	1 351	2 204	2 517	1 698	1 651	1 196	565	449
CIS countries										
Total	1 628	2 038	3 761	5 742	7 040	4 175	4 010	2 617	1 215	999
14-18	315	252	561	704	964	793	843	604	353	311
19-23	379	471	778	1 118	1 640	774	707	380	209	182
24-29	482	714	1 229	1 945	2 244	1 067	1 043	602	237	163
30-34	452	601	1 193	1 975	2 192	1 541	1 417	1 031	416	343
Other countries										
Total	741	381	620	866	1 307	434	686	548	470	430
14-18	154	67	117	141	231	101	203	171	150	101
19-23	177	68	129	216	334	67	97	97	70	124
24-29	219	133	216	280	417	109	152	115	101	99
30-34	191	113	158	229	325	157	234	165	149	106
Women										
Total	2 456	2 564	3 975	4 868	5 559	5 408	5 699	4 057	2 497	1 843
14-18	399	300	563	694	954	841	1 035	752	548	334
19-23	643	674	984	1 067	1 409	1 000	986	665	422	381
24-29	766	886	1 308	1 617	1 728	1 528	1 501	1 050	612	485
30-34	648	704	1 120	1 490	1 468	2 039	2 177	1 590	915	643
CIS countries										
Total	1 848	2 235	3 435	4 231	4 519	4 730	4 753	3 280	1 841	1 237
14-18	292	261	456	585	730	720	861	616	406	230
19-23	491	609	877	917	1 130	918	881	571	321	274
24-29	575	739	1 111	1 394	1 436	1 347	1 227	835	438	317
30-34	490	626	991	1 335	1 223	1 745	1 784	1 258	676	416
Other countries										
Total	608	329	540	637	1 040	678	946	777	656	606
14-18	107	39	107	109	224	121	174	136	142	104
19-23	152	65	107	150	279	82	105	94	101	107
24-29	191	147	197	223	292	181	274	215	174	168
30-34	158	78	129	155	245	294	393	332	239	227

Abay

people

Age	Immigrants					Emigrants				
	2020	2021	2022	2023	2024	2020	2021	2022	2023	2024
Men										
Total	10	29	20	31	24	214	170	117	23	45
14-18	2	8	3	6	5	51	26	17	1	11
19-23	4	8	2	6	7	49	40	21	5	13
24-29	2	10	11	7	5	54	51	31	10	5
30-34	2	3	4	12	7	60	53	48	7	16
CIS countries										
Total	8	22	17	24	24	207	160	106	51	41
14-18	2	4	3	4	5	48	24	12	19	11
19-23	4	7	1	5	7	48	38	20	5	12
24-29	1	9	10	7	5	53	48	28	6	5
30-34	1	2	3	8	7	58	50	46	21	13
Other countries										
Total	2	7	3	7	13	7	10	11	4	4
14-18	0	4	0	2	1	3	2	5	1	0
19-23	0	1	1	1	6	1	2	1	0	1
24-29	1	1	1	-	3	1	3	3	2	0
30-34	1	1	1	4	3	2	3	2	1	3

Continuation

Age	Immigrants					Emigrants				
	2020	2021	2022	2023	2024	2020	2021	2022	2023	2024
Women										
Total	10	25	37	21	21	215	208	134	73	78
14-18	1	3	4	2	7	45	33	29	13	14
19-23	1	3	8	5	3	52	58	22	13	15
24-29	3	9	18	8	8	66	46	32	12	27
30-34	5	10	7	6	3	52	71	51	35	22
CIS countries										
Total	10	18	26	14	16	205	191	118	67	65
14-18	1	3	3	1	4	45	29	25	11	12
19-23	1	1	7	4	3	50	54	22	12	14
24-29	3	5	10	4	6	61	43	26	12	22
30-34	5	9	6	5	3	49	65	45	32	17
Other countries										
Total	-	7	11	7	5	10	17	16	6	13
14-18	-	0	1	1	3	0	4	4	2	2
19-23	-	2	1	1	0	2	4	0	1	1
24-29	-	4	8	4	2	5	3	6	-	5
30-34	-	1	1	1	0	3	6	6	3	5

Akmola

people

Age	Immigrants					Emigrants				
	2020	2021	2022	2023	2024	2020	2021	2022	2023	2024
Men										
Total	32	37	67	110	300	347	315	216	135	106
14-18	2	4	12	17	56	57	70	52	33	33
19-23	3	6	13	17	67	70	69	48	28	24
24-29	11	17	27	34	97	98	97	47	37	20
30-34	16	10	15	42	80	122	79	69	37	29
CIS countries										
Total	29	32	54	93	198	307	238	168	97	65
14-18	2	2	7	13	35	51	45	34	24	22
19-23	2	5	10	14	39	64	61	38	24	11
24-29	10	15	23	28	69	87	76	39	24	13
30-34	15	10	14	38	55	105	56	57	25	19
Other countries										
Total	3	5	13	17	102	40	77	48	38	41
14-18	0	2	5	4	21	6	25	18	9	11
19-23	1	1	3	3	28	6	8	10	4	13
24-29	1	2	4	6	28	11	21	8	13	7
30-34	1	0	1	4	25	17	23	12	12	10
Women										
Total	44	37	56	60	261	351	389	281	185	139
14-18	7	3	9	8	59	50	73	47	40	35
19-23	13	7	15	8	67	93	85	65	34	31
24-29	9	21	13	28	64	96	118	72	46	36
30-34	15	6	19	16	71	112	113	97	65	37
CIS countries										
Total	35	32	42	44	175	295	291	220	138	93
14-18	6	3	5	5	33	37	49	35	28	19
19-23	10	7	10	4	43	87	72	54	29	23
24-29	6	16	10	20	48	76	90	58	35	30
30-34	13	6	17	15	51	95	80	73	46	21
Other countries										
Total	9	5	14	16	86	56	98	61	47	46
14-18	1	0	4	3	26	13	24	12	12	16
19-23	3	0	5	4	24	6	13	11	5	8
24-29	3	5	3	8	16	20	28	14	11	6
30-34	2	0	2	1	20	17	33	24	19	16

Aktobe

people

Age	Immigrants					Emigrants				
	2020	2021	2022	2023	2024	2020	2021	2022	2023	2024
Men										
Total	50	96	125	218	227	234	283	129	60	23
14-18	4	13	9	21	32	40	66	19	15	6
19-23	14	28	28	41	49	39	40	9	10	7
24-29	13	28	40	72	68	55	69	40	9	3
30-34	19	27	48	84	78	100	108	61	26	7
CIS countries										
Total	41	88	116	208	217	227	273	117	50	18
14-18	4	12	9	19	31	39	61	18	14	4
19-23	13	27	26	38	45	37	39	7	8	6
24-29	9	24	34	68	68	51	66	34	7	2
30-34	15	25	47	83	73	100	107	58	21	6
Other countries										
Total	9	8	9	10	10	7	10	12	10	5
14-18	0	1	0	2	1	1	5	1	1	2
19-23	1	1	2	3	4	2	1	2	2	1
24-29	4	4	6	4	0	4	3	6	2	1
30-34	4	2	1	1	1	0	1	3	5	1
Women										
Total	51	123	95	103	177	286	295	170	100	35
14-18	4	25	10	11	25	46	45	37	19	8
19-23	13	30	33	20	50	37	43	26	15	7
24-29	16	37	23	39	57	71	81	35	25	8
30-34	18	31	29	33	45	132	126	72	41	12
CIS countries										
Total	48	116	91	99	166	273	280	146	86	23
14-18	4	25	10	11	23	43	45	34	18	3
19-23	12	30	32	20	47	34	41	25	12	7
24-29	14	30	21	36	55	67	75	27	21	4
30-34	18	31	28	32	41	129	119	60	35	9
Other countries										
Total	3	7	4	4	11	13	15	24	14	12
14-18	0	0	0	-	2	3	0	3	1	5
19-23	1	0	1	-	3	3	2	1	3	0
24-29	2	7	2	3	2	4	6	8	4	4
30-34	0	0	1	1	4	3	7	12	6	3

Almaty

people

Age	Immigrants					Emigrants				
	2020	2021	2022	2023	2024	2020	2021	2022	2023	2024
Men										
Total	150	16	615	532	1811	108	143	126	62	38
14-18	29	2	87	72	145	25	42	47	22	16
19-23	27	2	158	157	455	18	25	11	8	6
24-29	45	7	216	150	626	25	28	28	11	5
30-34	49	5	154	153	585	40	48	40	21	11
CIS countries										
Total	55	11	550	440	1633	90	118	90	43	21
14-18	7	1	72	55	113	19	35	29	18	9
19-23	11	2	137	125	423	16	22	5	4	3
24-29	18	4	193	128	565	19	22	22	7	4
30-34	19	4	148	132	532	36	39	34	14	5
Other countries										
Total	95	5	65	92	178	18	25	36	19	17
14-18	22	1	15	17	32	6	7	18	4	7
19-23	16	0	21	32	32	2	3	6	4	3
24-29	27	3	23	22	61	6	6	6	4	1
30-34	30	1	6	21	53	4	9	6	7	6
Women										
Total	149	19	478	373	681	137	166	151	79	59
14-18	25	4	72	63	95	19	36	38	28	14
19-23	28	3	147	99	169	22	22	20	11	9

Continuation

Age	Immigrants					Emigrants				
	2020	2021	2022	2023	2024	2020	2021	2022	2023	2024
24-29	48	7	145	105	202	38	48	35	20	14
30-34	48	5	114	106	215	58	60	58	20	22
CIS countries										
Total	65	12	435	322	562	108	134	111	49	32
14-18	7	3	56	52	62	15	33	27	19	9
19-23	17	3	140	90	149	20	17	14	7	6
24-29	19	4	130	91	173	29	38	23	12	8
30-34	22	2	109	89	178	44	46	47	11	9
Other countries										
Total	84	7	43	51	119	29	32	40	30	27
14-18	18	1	16	11	33	4	3	11	9	5
19-23	11	0	7	9	20	2	5	6	4	3
24-29	29	3	15	14	29	9	10	12	8	6
30-34	26	3	5	17	37	14	14	11	9	13

Atyrau

people

Age	Immigrants					Emigrants				
	2020	2021	2022	2023	2024	2020	2021	2022	2023	2024
Men										
Total	42	94	112	195	236	29	30	24	9	6
14-18	4	6	12	24	27	8	4	4	3	1
19-23	5	16	20	44	50	3	1	1	3	1
24-29	18	36	36	63	57	8	7	6	3	0
30-34	15	36	44	64	102	10	18	13	-	4
CIS countries										
Total	36	85	105	187	222	26	28	20	7	2
14-18	3	5	11	21	24	7	4	4	3	0
19-23	4	15	19	42	48	3	1	0	1	1
24-29	16	34	35	61	55	6	6	5	3	0
30-34	13	31	40	63	95	10	17	11	-	1
Other countries										
Total	6	9	7	8	14	3	2	4	2	4
14-18	1	1	1	3	3	1	0	0	-	1
19-23	1	1	1	2	2	0	0	1	2	0
24-29	2	2	1	2	2	2	1	1	-	0
30-34	2	5	4	1	7	0	1	2	-	3
Women										
Total	61	100	124	159	142	44	45	34	21	5
14-18	5	12	13	15	29	2	6	5	3	0
19-23	15	21	25	44	35	9	5	7	6	2
24-29	17	41	47	55	45	9	10	5	4	1
30-34	24	26	39	45	33	24	24	17	8	2
CIS countries										
Total	56	96	120	156	138	36	34	28	11	4
14-18	3	12	13	15	28	2	6	5	1	0
19-23	15	19	25	43	33	7	5	7	2	2
24-29	16	40	44	53	45	9	6	3	3	1
30-34	22	25	38	45	32	18	17	13	5	1
Other countries										
Total	5	4	4	3	4	8	11	6	10	1
14-18	2	0	0	-	1	0	0	0	2	0
19-23	0	2	0	1	2	2	0	0	4	0
24-29	1	1	3	2	0	0	4	2	1	0
30-34	2	1	1	-	1	6	7	4	3	1

Batys Kazakhstan

people

Age	Immigrants					Emigrants				
	2020	2021	2022	2023	2024	2020	2021	2022	2023	2024
Men										
Total	12	26	104	276	84	123	134	89	48	6
14-18	1	3	8	35	39	26	35	20	14	3
19-23	1	3	16	39	12	18	7	8	4	1
24-29	6	13	39	101	20	36	37	23	9	1

Continuation

Age	Immigrants					Emigrants				
	2020	2021	2022	2023	2024	2020	2021	2022	2023	2024
30-34	4	7	41	101	13	43	55	38	21	1
	CIS countries									
Total	8	24	94	270	76	122	132	85	48	5
14-18	1	3	8	34	35	26	33	18	14	2
19-23	1	3	14	38	11	18	7	8	4	1
24-29	2	11	32	98	19	36	37	21	9	1
30-34	4	7	40	100	11	42	55	38	21	1
	Other countries									
Total	4	2	10	6	8	1	2	4	-	1
14-18	0	0	0	1	4	0	2	2	-	1
19-23	0	0	2	1	1	0	0	0	-	0
24-29	4	2	7	3	1	0	0	2	-	0
30-34	0	0	1	1	2	1	0	0	-	0
	Women									
Total	16	29	61	162	108	180	166	134	83	12
14-18	2	4	7	25	24	37	31	22	13	1
19-23	2	5	12	26	15	32	12	15	9	1
24-29	4	10	20	60	35	30	37	37	19	6
30-34	8	10	22	51	34	81	86	60	42	4
	CIS countries									
Total	15	25	57	156	101	174	160	124	77	9
14-18	2	3	6	25	23	35	31	22	13	1
19-23	2	5	11	24	13	30	12	13	8	1
24-29	3	8	19	56	34	30	35	33	15	4
30-34	8	9	21	51	31	79	82	56	41	3
	Other countries									
Total	1	4	4	6	7	6	6	10	6	3
14-18	0	1	1	-	1	2	0	0	-	0
19-23	0	0	1	2	2	2	0	2	1	0
24-29	1	2	1	4	1	0	2	4	4	2
30-34	0	1	1	-	3	2	4	4	1	1

Zhambyl

people

Age	Immigrants					Emigrants				
	2020	2021	2022	2023	2024	2020	2021	2022	2023	2024
	Men									
Total	25	41	83	33	82	138	185	129	74	86
14-18	5	3	16	7	11	32	41	43	27	21
19-23	6	10	15	3	15	27	38	29	18	16
24-29	9	15	28	9	30	41	46	31	12	16
30-34	5	13	24	14	26	38	60	26	17	33
	CIS countries									
Total	23	39	77	31	77	120	164	110	61	71
14-18	5	3	16	7	11	27	38	39	22	19
19-23	6	10	13	3	15	23	34	25	18	10
24-29	7	14	25	8	27	36	40	23	9	14
30-34	5	12	23	13	24	34	52	23	12	28
	Other countries									
Total	2	2	6	2	5	18	21	19	13	15
14-18	0	0	0	-	0	5	3	4	5	2
19-23	0	0	2	-	0	4	4	4	-	6
24-29	2	1	3	1	3	5	6	8	3	2
30-34	0	1	1	1	2	4	8	3	5	5
	Women									
Total	29	67	96	74	86	192	213	191	141	118
14-18	2	8	13	10	5	28	53	42	36	18
19-23	5	15	26	27	23	41	40	24	27	20
24-29	10	26	34	19	33	53	53	45	37	42
30-34	12	18	23	18	25	70	67	80	41	38
	CIS countries									
Total	27	65	92	70	78	163	183	167	119	102
14-18	2	8	13	10	5	19	47	39	35	16
19-23	5	14	26	26	23	34	34	24	25	16
24-29	10	25	30	18	31	46	46	40	27	36
30-34	10	18	23	16	19	64	56	64	32	34

Continuation

Age	Immigrants					Emigrants				
	2020	2021	2022	2023	2024	2020	2021	2022	2023	2024
	Other countries									
Total	2	2	4	4	8	29	30	24	22	16
14-18	0	0	0	-	0	9	6	3	1	2
19-23	0	1	0	1	0	7	6	0	2	4
24-29	0	1	4	1	2	7	7	5	10	6
30-34	2	0	0	2	6	6	11	16	9	4

Zhetisu

people

Age	Immigrants					Emigrants				
	2020	2021	2022	2023	2024	2020	2021	2022	2023	2024
	Men									
Total	119	37	23	79	91	82	65	35	41	30
14-18	26	7	4	6	12	16	8	13	7	12
19-23	23	6	4	18	25	23	17	6	6	9
24-29	29	16	10	27	28	15	22	6	15	4
30-34	41	8	5	28	26	28	18	10	13	5
	CIS countries									
Total	20	32	14	58	51	78	60	27	25	28
14-18	1	5	2	2	3	16	8	9	2	11
19-23	5	6	3	14	12	21	16	4	6	9
24-29	9	14	5	23	18	15	20	5	11	4
30-34	5	7	4	19	18	26	16	9	6	4
	Other countries									
Total	99	5	9	21	40	4	5	8	16	2
14-18	25	2	2	4	9	0	0	4	5	1
19-23	18	0	1	4	13	2	1	2	-	0
24-29	20	2	5	4	10	0	2	1	4	0
30-34	36	1	1	9	8	2	2	1	7	1
	Women									
Total	96	29	16	64	54	75	69	51	42	15
14-18	12	3	6	9	15	12	8	17	10	3
19-23	19	7	3	11	13	21	17	7	4	5
24-29	28	9	4	23	17	22	26	7	14	5
30-34	37	10	3	21	9	20	18	20	14	2
	CIS countries									
Total	16	24	8	39	23	61	58	40	27	13
14-18	1	2	3	2	5	9	7	12	7	1
19-23	3	6	1	9	9	20	14	5	2	5
24-29	5	7	2	16	6	17	23	7	8	5
30-34	7	9	2	12	3	15	14	16	10	2
	Other countries									
Total	80	5	8	25	31	14	11	11	15	2
14-18	11	1	3	7	10	3	1	5	3	2
19-23	16	1	2	2	4	1	3	2	2	0
24-29	23	2	2	7	11	5	3	0	6	0
30-34	30	1	1	9	6	5	4	4	4	0

Karagandy

people

Age	Immigrants					Emigrants				
	2020	2021	2022	2023	2024	2020	2021	2022	2023	2024
	Men									
Total	47	45	157	301	306	589	632	403	211	196
14-18	7	8	30	32	60	123	162	117	66	64
19-23	6	5	30	52	70	102	95	45	27	33
24-29	19	22	47	105	95	128	146	86	36	27
30-34	15	10	50	112	81	236	229	155	82	72
	CIS countries									
Total	40	38	136	288	274	499	496	300	124	125
14-18	3	7	26	30	55	98	111	77	35	43
19-23	5	5	26	51	66	90	73	33	14	19
24-29	17	19	40	100	84	114	126	66	25	13
30-34	15	7	44	107	69	197	186	124	50	50
	Other countries									

Continuation

Age	Immigrants					Emigrants					
	2020	2021	2022	2023	2024	2020	2021	2022	2023	2024	
Total	7	7	21	13	32	90	136	103	87	71	
14-18	4	1	4	2	5	25	51	40	31	21	
19-23	1	0	4	1	4	12	22	12	13	14	
24-29	2	3	7	5	11	14	20	20	11	14	
30-34	0	3	6	5	12	39	43	31	32	22	
	Women										
Total	54	33	116	197	205	665	745	479	295	249	
14-18	6	3	19	27	32	102	155	95	84	53	
19-23	9	2	16	26	56	97	108	62	48	47	
24-29	21	17	48	71	61	201	196	116	64	61	
30-34	18	11	33	73	56	265	286	206	99	88	
	CIS countries										
Total	46	25	99	177	150	537	575	356	179	146	
14-18	5	3	18	24	20	81	120	61	48	29	
19-23	8	2	15	22	39	81	89	47	27	28	
24-29	19	12	40	63	47	176	148	90	36	35	
30-34	14	8	26	68	44	199	218	158	68	54	
	Other countries										
Total	8	8	17	20	55	128	170	123	116	103	
14-18	1	0	1	3	12	21	35	34	36	24	
19-23	1	0	1	4	17	16	19	15	21	19	
24-29	2	5	8	8	14	25	48	26	28	26	
30-34	4	3	7	5	12	66	68	48	31	34	

Kostanay

people

Age	Immigrants					Emigrants					
	2020	2021	2022	2023	2024	2020	2021	2022	2023	2024	
	Men										
Total	115	132	229	501	363	574	485	393	208	115	
14-18	17	15	43	80	93	102	103	93	64	34	
19-23	16	32	40	85	74	85	58	57	35	28	
24-29	36	45	70	134	96	155	138	80	43	27	
30-34	46	40	76	202	100	232	186	163	66	26	
	CIS countries										
Total	108	123	217	491	349	531	431	342	160	96	
14-18	17	14	42	79	91	92	87	82	44	30	
19-23	15	30	38	83	70	81	56	45	28	20	
24-29	34	41	67	133	94	145	123	65	32	21	
30-34	42	38	70	196	94	213	165	150	56	25	
	Other countries										
Total	7	9	12	10	14	43	54	51	48	19	
14-18	0	1	1	1	2	10	16	11	20	4	
19-23	1	2	2	2	4	4	2	12	7	8	
24-29	2	4	3	1	2	10	15	15	11	6	
30-34	4	2	6	6	6	19	21	13	10	1	
	Women										
Total	120	121	210	425	322	631	638	513	339	146	
14-18	22	13	42	82	80	79	117	95	66	23	
19-23	24	35	28	61	63	105	107	84	65	28	
24-29	39	40	66	122	90	188	152	143	78	36	
30-34	35	33	74	160	89	259	262	191	130	59	
	CIS countries										
Total	111	112	198	413	302	573	555	433	283	119	
14-18	18	13	39	79	76	72	101	81	52	19	
19-23	22	34	26	60	59	97	94	70	52	24	
24-29	39	34	63	118	84	172	130	118	64	30	
30-34	32	31	70	156	83	232	230	164	115	46	
	Other countries										
Total	9	9	12	12	20	58	83	80	56	27	
14-18	4	0	3	3	4	7	16	14	14	4	
19-23	2	1	2	1	4	8	13	14	13	4	
24-29	0	6	3	4	6	16	22	25	14	6	
30-34	3	2	4	4	6	27	32	27	15	13	

Kyzylorda

people

Age	Immigrants					Emigrants				
	2020	2021	2022	2023	2024	2020	2021	2022	2023	2024
Men										
Total	12	3	4	8	14	7	7	5	4	1
14-18	1	0	1	-	1	0	1	0	-	0
19-23	5	1	0	1	3	2	2	1	2	0
24-29	4	2	0	5	4	2	3	0	1	0
30-34	2	0	3	2	6	3	1	4	1	1
CIS countries										
Total	11	3	2	4	12	3	7	3	4	1
14-18	1	0	1	-	0	0	1	0	-	0
19-23	4	1	0	1	3	0	2	1	2	0
24-29	4	2	0	3	4	0	3	0	1	0
30-34	2	0	1	-	5	3	1	2	1	1
Other countries										
Total	1	0	2	4	2	4	0	2	-	0
14-18	0	0	0	-	1	0	0	0	-	0
19-23	1	0	0	-	0	2	0	0	-	0
24-29	0	0	0	2	0	2	0	0	-	0
30-34	0	0	2	2	1	0	0	2	-	0
Women										
Total	9	2	2	5	4	11	8	15	6	7
14-18	0	1	1	-	0	0	1	0	1	0
19-23	2	0	0	-	3	2	1	4	1	2
24-29	2	1	0	4	1	2	5	7	1	2
30-34	5	0	1	1	0	7	1	4	3	3
CIS countries										
Total	7	2	1	3	3	9	5	12	2	6
14-18	0	1	1	-	0	0	1	0	-	0
19-23	2	0	0	-	2	0	1	4	1	2
24-29	2	1	0	2	1	2	2	5	-	2
30-34	3	0	0	1	0	7	1	3	1	2
Other countries										
Total	2	0	1	2	1	2	3	3	4	1
14-18	0	0	0	-	0	0	0	0	1	0
19-23	0	0	0	-	1	2	0	0	-	0
24-29	0	0	0	2	0	0	3	2	1	0
30-34	2	0	1	-	0	0	0	1	2	1

Mangystau

people

Age	Immigrants					Emigrants				
	2020	2021	2022	2023	2024	2020	2021	2022	2023	2024
Men										
Total	511	742	1 048	1 033	1 103	34	61	15	10	8
14-18	94	66	121	131	149	5	19	1	5	1
19-23	119	190	236	247	279	3	2	4	-	2
24-29	161	264	365	373	328	10	17	6	1	2
30-34	137	222	326	282	347	16	23	4	4	3
CIS countries										
Total	463	710	1 017	1 014	1 094	33	56	15	8	6
14-18	86	62	111	128	147	4	18	1	4	1
19-23	107	182	229	238	275	3	2	4	-	2
24-29	146	254	355	368	325	10	15	6	1	1
30-34	124	212	322	280	347	16	21	4	3	2
Other countries										
Total	48	32	31	19	9	1	5	0	2	2
14-18	8	4	10	3	2	1	1	0	1	0
19-23	12	8	7	9	4	0	0	0	-	0
24-29	15	10	10	5	3	0	2	0	-	1
30-34	13	10	4	2	0	0	2	0	1	1
Women										
Total	571	677	918	769	747	33	74	32	17	9
14-18	106	52	115	112	114	10	13	6	5	1
19-23	168	207	283	246	219	4	8	7	4	1

Continuation

Age	Immigrants					Emigrants				
	2020	2021	2022	2023	2024	2020	2021	2022	2023	2024
24-29	169	226	280	227	226	11	12	5	4	1
30-34	128	192	240	184	188	8	41	14	4	6
CIS countries										
Total	522	647	886	749	720	33	68	27	12	3
14-18	96	50	105	107	110	10	13	6	5	1
19-23	157	199	278	242	208	4	8	6	3	0
24-29	154	212	272	219	217	11	12	4	1	0
30-34	115	186	231	181	185	8	35	11	3	2
Other countries										
Total	49	30	32	20	27	0	6	5	5	6
14-18	10	2	10	5	4	0	0	0	-	0
19-23	11	8	5	4	11	0	0	1	1	1
24-29	15	14	8	8	9	0	0	1	3	1
30-34	13	6	9	3	3	0	6	3	1	4

Pavlodar

people

Age	Immigrants					Emigrants				
	2020	2021	2022	2023	2024	2020	2021	2022	2023	2024
Men										
Total	69	90	171	267	296	490	532	368	191	99
14-18	11	15	24	45	85	100	117	89	57	37
19-23	15	16	40	40	63	86	89	60	42	18
24-29	23	29	52	88	66	124	134	78	40	9
30-34	20	30	55	94	82	180	192	141	52	35
CIS countries										
Total	44	70	128	198	196	446	454	301	121	71
14-18	8	13	14	29	61	89	94	65	34	27
19-23	7	8	24	29	35	82	77	45	26	12
24-29	14	22	43	62	44	112	115	69	27	3
30-34	15	27	47	78	56	163	168	122	34	29
Other countries										
Total	25	20	43	69	100	44	78	67	70	28
14-18	3	2	10	16	24	11	23	24	23	10
19-23	8	8	16	11	28	4	12	15	16	6
24-29	9	7	9	26	22	12	19	9	13	6
30-34	5	3	8	16	26	17	24	19	18	6
Women										
Total	73	83	163	203	290	608	582	452	234	130
14-18	8	8	19	24	67	108	109	77	51	27
19-23	22	24	45	34	58	123	106	76	50	20
24-29	22	29	51	68	77	185	166	128	52	29
30-34	21	22	48	77	88	192	201	171	81	54
CIS countries										
Total	51	56	110	146	188	540	486	374	149	88
14-18	5	6	15	18	42	94	85	64	29	18
19-23	12	16	19	18	36	114	101	64	31	15
24-29	15	16	37	50	49	170	147	104	37	18
30-34	19	18	39	60	61	162	153	142	52	37
Other countries										
Total	22	27	53	57	102	68	96	78	85	42
14-18	3	2	4	6	25	14	24	13	22	9
19-23	10	8	26	16	22	9	5	12	19	5
24-29	7	13	14	18	28	15	19	24	15	11
30-34	2	4	9	17	27	30	48	29	29	17

Soltustik Kazakhstan

people

Age	Immigrants					Emigrants				
	2020	2021	2022	2023	2024	2020	2021	2022	2023	2024
Men										
Total	121	105	161	269	87	406	418	326	178	299
14-18	28	13	22	39	20	64	60	61	54	66

Continuation

Age	Immigrants					Emigrants				
	2020	2021	2022	2023	2024	2020	2021	2022	2023	2024
19-23	25	23	33	39	19	84	87	63	25	75
24-29	26	29	53	96	27	108	125	88	43	77
30-34	42	40	53	95	21	150	146	114	56	81
	CIS countries									
Total	100	101	147	259	73	368	366	288	143	210
14-18	25	11	20	37	17	58	50	54	41	53
19-23	15	22	30	39	15	74	79	55	21	50
24-29	19	29	48	91	23	97	109	77	36	47
30-34	41	39	49	92	18	139	128	102	45	60
	Other countries									
Total	21	4	14	10	14	38	52	38	35	89
14-18	3	2	2	2	3	6	10	7	13	13
19-23	10	1	3	-	4	10	8	8	4	25
24-29	7	0	5	5	4	11	16	11	7	30
30-34	1	1	4	3	3	11	18	12	11	21
	Women									
Total	105	105	125	173	73	509	485	358	236	317
14-18	28	21	25	27	17	62	75	41	53	51
19-23	18	17	19	23	14	130	108	79	37	92
24-29	31	26	42	49	25	140	147	105	56	91
30-34	28	41	39	74	17	177	155	133	90	83
	CIS countries									
Total	93	101	108	159	63	464	427	319	199	233
14-18	24	20	24	26	17	54	66	37	43	41
19-23	11	17	14	20	11	123	100	76	34	74
24-29	30	24	38	44	21	124	128	90	50	61
30-34	28	40	32	69	14	163	133	116	72	57
	Other countries									
Total	12	4	17	14	10	45	58	39	37	84
14-18	4	1	1	1	0	8	9	4	10	10
19-23	7	0	5	3	3	7	8	3	3	18
24-29	1	2	4	5	4	16	19	15	6	30
30-34	0	1	7	5	3	14	22	17	18	26

Turkistan

people

Age	Immigrants					Emigrants				
	2020	2021	2022	2023	2024	2020	2021	2022	2023	2024
	Men									
Total	338	91	128	108	134	37	42	40	16	9
14-18	88	12	16	11	20	10	7	5	3	5
19-23	142	18	40	22	28	7	9	8	6	1
24-29	67	36	35	47	47	11	12	11	1	3
30-34	41	25	37	28	39	9	14	16	6	0
	CIS countries									
Total	267	84	123	108	131	32	39	36	13	5
14-18	72	11	15	11	20	7	7	5	2	5
19-23	101	16	39	22	28	7	9	7	4	0
24-29	57	33	34	47	46	11	10	10	1	0
30-34	37	24	35	28	37	7	13	14	6	0
	Other countries									
Total	71	7	5	-	3	5	3	4	3	4
14-18	16	1	1	-	0	3	0	0	1	0
19-23	41	2	1	-	0	0	0	1	2	1
24-29	10	3	1	-	1	0	2	1	-	3
30-34	4	1	2	-	2	2	1	2	-	0
	Women									
Total	187	166	203	157	139	44	68	53	31	18
14-18	51	9	20	17	16	7	11	8	8	3
19-23	77	59	61	60	44	8	9	4	1	6
24-29	34	53	73	44	53	11	23	22	11	2
30-34	25	45	49	36	26	18	25	19	11	7
	CIS countries									
Total	151	160	196	155	138	41	59	49	27	12
14-18	45	9	20	17	16	6	8	8	7	2

Continuation

Age	Immigrants					Emigrants				
	2020	2021	2022	2023	2024	2020	2021	2022	2023	2024
19-23	56	59	59	60	43	8	9	4	1	3
24-29	27	49	71	42	53	10	20	19	10	1
30-34	23	43	46	36	26	17	22	18	9	6
	Other countries									
Total	36	6	7	2	1	3	9	4	4	6
14-18	6	0	0	-	0	1	3	0	1	1
19-23	21	0	2	-	1	0	0	0	-	3
24-29	7	4	2	2	0	1	3	3	1	1
30-34	2	2	3	-	0	1	3	1	2	1

Ulytau

people

Age	Immigrants					Emigrants				
	2020	2021	2022	2023	2024	2020	2021	2022	2023	2024
	Men									
Total	14	8	11	11	42	80	52	28	17	19
14-18	3	3	3	2	9	16	16	7	7	6
19-23	3	0	2	1	13	17	11	3	5	1
24-29	4	4	3	6	11	25	8	7	2	3
30-34	4	1	3	2	9	22	17	11	3	9
	CIS countries									
Total	10	8	11	10	41	72	47	25	10	15
14-18	3	3	3	2	9	14	13	7	3	5
19-23	0	0	2	1	13	15	10	3	2	0
24-29	3	4	3	5	11	21	7	5	2	2
30-34	4	1	3	2	8	22	17	10	3	8
	Other countries									
Total	4	-	0	1	1	8	5	3	7	4
14-18	0	-	0	-	0	2	3	0	4	1
19-23	3	-	0	-	0	2	1	0	3	1
24-29	1	-	0	1	0	4	1	2	-	1
30-34	0	-	0	-	1	0	0	1	-	1
	Women									
Total	8	11	16	7	23	77	59	33	30	15
14-18	2	1	0	-	8	6	13	4	8	1
19-23	1	0	3	1	3	14	5	5	9	1
24-29	4	6	7	5	7	32	17	12	5	5
30-34	1	4	6	1	5	25	24	12	8	8
	CIS countries									
Total	8	11	16	7	23	72	57	31	24	12
14-18	2	1	0	-	8	5	12	4	5	1
19-23	1	0	3	1	3	14	5	5	8	1
24-29	4	6	7	5	7	30	17	10	5	5
30-34	1	4	6	1	5	23	23	12	6	5
	Other countries									
Total	-	-	-	-	0	5	2	2	6	3
14-18	-	-	-	-	0	1	1	-	3	0
19-23	-	-	-	-	0	0	0	-	1	0
24-29	-	-	-	-	0	2	0	2	-	0
30-34	-	-	-	-	0	2	1	0	2	3

Shygyz Kazakhstan

people

Age	Immigrants					Emigrants				
	2020	2021	2022	2023	2024	2020	2021	2022	2023	2024
	Men									
Total	76	52	64	87	129	558	463	296	150	131
14-18	12	3	9	10	33	83	81	62	39	37
19-23	13	11	7	19	25	129	100	41	24	19
24-29	31	17	22	32	36	155	120	72	20	18
30-34	20	21	26	26	35	191	162	121	67	57
	CIS countries									
Total	52	46	58	75	101	551	452	286	144	130
14-18	7	2	7	7	28	82	77	59	38	37

Continuation

Age	Immigrants					Emigrants				
	2020	2021	2022	2023	2024	2020	2021	2022	2023	2024
19-23	7	11	6	15	18	128	100	39	23	19
24-29	23	14	19	29	28	152	117	72	18	17
30-34	15	19	26	24	27	189	158	116	65	57
	Other countries									
Total	24	6	6	12	28	7	11	10	6	1
14-18	5	1	2	3	5	1	4	3	1	0
19-23	6	0	1	4	7	1	0	2	1	0
24-29	8	3	3	3	8	3	3	0	2	1
30-34	5	2	0	2	8	2	4	5	2	0
	Women									
Total	85	44	53	78	98	554	590	361	235	182
14-18	12	7	2	10	17	84	96	63	53	37
19-23	15	12	6	13	21	119	150	74	41	30
24-29	20	15	18	26	31	166	132	100	66	45
30-34	38	10	27	29	29	185	212	124	75	70
	CIS countries									
Total	70	35	43	63	64	543	564	346	222	164
14-18	8	7	1	5	11	81	90	62	51	36
19-23	11	8	4	8	12	118	148	72	39	29
24-29	15	12	16	23	21	162	123	97	61	37
30-34	36	8	22	27	20	182	203	115	71	62
	Other countries									
Total	15	9	10	15	34	11	26	15	13	18
14-18	4	0	1	5	6	3	6	1	2	1
19-23	4	4	2	5	9	1	2	2	2	1
24-29	5	3	2	3	10	4	9	3	5	8
30-34	2	2	5	2	9	3	9	9	4	8

Astana city

people

Age	Immigrants					Emigrants				
	2020	2021	2022	2023	2024	2020	2021	2022	2023	2024
	Men									
Total	153	186	321	678	1052	182	212	132	85	73
14-18	43	29	58	68	126	45	58	38	32	18
19-23	29	43	53	178	319	25	31	18	10	19
24-29	41	57	118	229	330	37	41	18	13	15
30-34	40	57	92	203	277	75	82	58	30	21
	CIS countries									
Total	59	128	234	496	754	141	119	76	34	27
14-18	13	21	43	46	84	37	38	22	15	7
19-23	13	28	37	117	215	19	12	7	5	3
24-29	17	42	88	177	234	31	25	14	6	6
30-34	16	37	66	156	221	54	44	33	8	11
	Other countries									
Total	94	58	87	182	298	41	93	56	51	46
14-18	30	8	15	22	42	8	20	16	17	11
19-23	16	15	16	61	104	6	19	11	5	16
24-29	24	15	30	52	96	6	16	4	7	9
30-34	24	20	26	47	56	21	38	25	22	10
	Women									
Total	177	172	308	494	747	268	315	189	117	119
14-18	29	19	45	61	116	37	49	42	24	20
19-23	40	43	64	118	235	34	37	21	15	22
24-29	65	57	114	183	232	73	79	41	31	31
30-34	43	53	85	132	164	124	150	85	47	46
	CIS countries									
Total	98	130	229	351	500	190	200	94	50	38
14-18	16	12	26	42	69	24	33	28	13	8
19-23	23	33	53	77	147	29	29	13	9	10
24-29	33	43	84	134	165	57	43	19	11	8
30-34	26	42	66	98	119	80	95	34	17	12
	Other countries									
Total	79	42	79	143	247	78	115	95	67	81
14-18	13	7	19	19	47	13	16	14	11	12

Continuation

Age	Immigrants					Emigrants				
	2020	2021	2022	2023	2024	2020	2021	2022	2023	2024
19-23	17	10	11	41	88	5	8	8	6	12
24-29	32	14	30	49	67	16	36	22	20	23
30-34	17	11	19	34	45	44	55	51	30	34

Almaty city

people

Age	Immigrants					Emigrants				
	2020	2021	2022	2023	2024	2020	2021	2022	2023	2024
Men										
Total	307	373	758	1 702	1 715	299	378	228	109	117
14-18	68	79	167	223	244	75	109	69	30	32
19-23	53	64	127	279	321	37	64	33	18	32
24-29	105	124	224	594	621	72	72	46	28	22
30-34	81	106	240	606	529	115	133	80	33	31
CIS countries										
Total	142	205	517	1 353	1 291	249	286	165	55	42
14-18	39	50	121	166	171	64	80	54	17	17
19-23	25	38	91	206	229	28	50	23	11	3
24-29	41	60	140	470	463	56	57	30	9	5
30-34	37	57	165	511	428	101	99	58	18	17
Other countries										
Total	165	168	241	349	424	50	92	63	54	75
14-18	29	29	46	57	73	11	29	15	13	15
19-23	28	26	36	73	92	9	14	10	7	29
24-29	64	64	84	124	158	16	15	16	19	17
30-34	44	49	75	95	101	14	34	22	15	14
Women										
Total	377	444	683	1 172	1 202	432	494	333	205	160
14-18	57	73	118	167	200	90	98	66	30	20
19-23	86	84	126	207	257	41	55	46	25	39
24-29	146	165	240	414	412	110	127	77	59	35
30-34	88	122	199	384	333	191	214	144	91	66
CIS countries										
Total	215	319	489	958	942	325	346	213	103	56
14-18	30	54	79	126	154	72	73	48	18	9
19-23	49	61	96	153	194	33	38	33	13	11
24-29	91	116	163	342	323	78	79	45	28	7
30-34	45	88	151	337	271	142	156	87	44	29
Other countries										
Total	162	125	194	214	260	107	148	120	102	104
14-18	27	19	39	41	46	18	25	18	12	11
19-23	37	23	30	54	63	8	17	13	12	28
24-29	55	49	77	72	89	32	48	32	31	28
30-34	43	34	48	47	62	49	58	57	47	37

Shymkent city

people

Age	Immigrants					Emigrants				
	2020	2021	2022	2023	2024	2020	2021	2022	2023	2024
Men										
Total	166	216	180	169	251	78	89	66	22	22
14-18	24	30	33	16	28	16	21	18	5	9
19-23	47	57	43	46	80	17	19	11	3	1
24-29	51	76	49	53	69	17	22	13	6	5
30-34	44	53	55	54	74	28	27	24	8	7
CIS countries										
Total	112	189	144	135	239	73	84	57	17	20
14-18	16	23	30	14	25	15	19	15	4	8
19-23	34	55	33	37	79	17	19	11	3	1
24-29	35	69	35	39	65	15	21	11	3	5
30-34	27	42	46	45	70	26	25	20	7	6
Other countries										
Total	54	27	36	34	12	5	5	9	5	2
14-18	8	7	3	2	3	1	2	3	1	1

Continuation

Age	Immigrants					Emigrants				
	2020	2021	2022	2023	2024	2020	2021	2022	2023	2024
19-23	13	2	10	9	1	0	0	0	-	0
24-29	16	7	14	14	4	2	1	2	3	0
30-34	17	11	9	9	4	2	2	4	1	1
Women										
Total	234	277	215	172	179	96	90	93	28	30
14-18	20	31	23	24	28	17	13	18	3	5
19-23	85	100	64	38	61	16	10	17	7	3
24-29	78	91	65	67	52	24	26	26	8	8
30-34	51	55	63	43	38	39	41	32	10	14
CIS countries										
Total	204	249	189	150	167	88	80	72	17	19
14-18	17	26	19	20	24	16	12	18	3	5
19-23	74	95	58	36	56	15	10	13	6	3
24-29	70	79	54	58	50	20	22	17	2	3
30-34	43	49	58	36	37	37	36	24	6	8
Other countries										
Total	30	28	26	22	12	8	10	21	11	11
14-18	3	5	4	4	4	1	1	-	-	0
19-23	11	5	6	2	5	1	-	4	1	0
24-29	8	12	11	9	2	4	4	9	6	5
30-34	8	6	5	7	1	2	5	8	4	6

5.3 Internal migration of youth

Republic of Kazakhstan

Age	All youth					Urban youth					Rural youth					people
	2020	2021	2022	2023	2024	2020	2021	2022	2023	2024	2020	2021	2022	2023	2024	
Total	167 404	188 068	206 189	201 081	254 393	110 326	131 586	142 606	140 392	181 817	56 482	63 583	60 689	72 576		
14-18	26 861	30 559	37 427	36 463	50 834	17 019	21 316	25 944	25 652	35 866	9 243	11 483	10 811	14 968		
19-23	38 782	42 871	48 218	46 402	61 539	24 838	29 187	33 062	32 383	43 827	13 944	15 156	14 019	17 712		
24-29	56 721	62 384	64 906	61 747	74 576	38 435	44 331	45 150	43 355	53 981	18 286	19 756	18 392	20 595		
30-34	45 040	52 254	55 638	56 469	67 444	30 034	36 752	38 450	39 002	48 143	15 006	17 188	17 467	19 301		
Total	167 404	188 068	206 189	201 081	254 393	93 058	110 408	123 167	123 138	157 963	74 346	83 022	77 943	96 430		
14-18	26 861	30 559	37 427	36 463	50 834	13 828	16 989	20 686	21 265	30 045	13 033	16 741	15 198	20 789		
19-23	38 782	42 871	48 218	46 402	61 539	21 080	24 172	27 980	27 407	37 104	17 702	18 699	18 995	24 435		
24-29	56 721	62 384	64 906	61 747	74 576	32 050	37 175	39 623	38 370	47 189	24 671	25 209	23 377	27 387		
30-34	45 040	52 254	55 638	56 469	67 444	26 100	32 072	34 878	36 096	43 625	18 940	20 182	20 373	23 819		
Total	213 868	225 938	233 596	210 329	269 918	138 076	157 814	161 998	147 781	193 860	75 792	83 022	82 548	96 058		
14-18	26 472	28 587	33 430	33 232	46 951	16 018	19 620	22 889	22 894	33 178	10 454	10 541	10 338	13 773		
19-23	60 076	58 544	60 082	53 327	70 249	36 338	38 665	40 024	36 414	49 648	23 738	19 879	16 913	20 601		
24-29	75 490	78 247	77 157	66 657	82 436	50 494	55 709	54 130	47 341	59 675	24 996	22 538	19 316	22 761		
30-34	51 830	60 560	62 927	57 113	70 282	35 226	43 820	44 955	41 132	51 359	16 604	16 740	15 981	18 923		
Total	213 868	225 938	233 596	210 329	269 918	115 016	129 090	135 226	123 151	162 612	98 852	98 370	87 178	107 306		
14-18	26 472	28 587	33 430	33 232	46 951	12 834	15 141	17 815	18 363	27 298	13 638	13 446	14 869	19 653		
19-23	60 076	58 544	60 082	53 327	70 249	29 264	29 075	29 883	26 414	36 686	30 812	29 469	26 913	33 563		
24-29	75 490	78 247	77 157	66 657	82 436	42 496	46 312	47 029	40 967	51 851	32 994	31 935	25 690	30 585		
30-34	51 830	60 560	62 927	57 113	70 282	30 422	38 562	40 499	37 407	46 777	21 408	21 998	19 706	23 505		

Abay

Age	All youth					Urban youth					Rural youth					people
	2020	2021	2022	2023	2024	2020	2021	2022	2023	2024	2020	2021	2022	2023	2024	
Total	3 632	4 202	4 470	4 366	5 316	2 083	2 721	2 982	2 896	3 441	1 549	1 481	1 488	1 470	1 875	
14-18	548	924	1 205	1 018	1 211	337	716	975	794	897	211	208	230	224	314	
19-23	968	1 019	1 099	1 181	1 398	555	661	697	737	857	413	358	402	444	541	
24-29	1 210	1 293	1 265	1 162	1 425	694	780	759	737	883	516	513	506	425	542	
30-34	906	966	901	1 005	1 282	497	564	551	628	804	409	402	350	377	478	

Continuation

Age	All youth					Urban youth					Rural youth				
	2020	2021	2022	2023	2024	2020	2021	2022	2023	2024	2020	2021	2022	2023	2024
Total	5 182	5 924	6 175	5 682	6 904	2 681	2 995	3 130	3 060	3 613	2 501	2 929	3 045	2 622	3 291
14-18	820	1 231	1 529	1 292	1 644	355	496	615	565	783	465	735	914	727	861
19-23	1 401	1 543	1 531	1 533	1 768	798	829	812	837	931	603	714	719	696	837
24-29	1 759	1 834	1 816	1 555	1 909	912	1 013	1 013	909	1 027	847	821	803	646	882
30-34	1 202	1 316	1 299	1 302	1 583	616	657	690	749	872	586	659	609	553	711
							Departures, men								
							2 834	2 922	2 651	3 582	1 882	1 671	1 560	1 281	1 707
							503	672	436	875	185	164	193	167	272
							801	785	750	983	560	498	453	350	480
							934	820	836	972	732	585	527	431	535
							596	645	629	752	405	424	387	333	420
							Arrivals, women								
							2 834	2 922	2 651	3 582	1 882	1 671	1 560	1 281	1 707
							503	672	436	875	185	164	193	167	272
							801	785	750	983	560	498	453	350	480
							934	820	836	972	732	585	527	431	535
							596	645	629	752	405	424	387	333	420
							Departures, women								
							3 232	3 320	2 853	3 733	3 048	3 060	3 112	2 603	3 363
							417	513	425	659	434	512	641	519	799
							978	939	802	1 096	971	969	957	851	1 068
							1 121	1 132	948	1 133	1 039	960	879	710	860
							716	736	678	845	604	619	635	523	636

Akmola

Age	All youth					Urban youth					Rural youth				
	2020	2021	2022	2023	2024	2020	2021	2022	2023	2024	2020	2021	2022	2023	2024
Total	6 587	6 923	7 383	7 079	8 975	3 785	3 953	4 054	4 079	5 100	2 802	2 970	3 329	3 000	3 875
14-18	966	1 137	1 340	1 272	1 861	560	719	709	754	1 021	406	418	631	518	840
19-23	1 800	1 887	1 879	1 824	2 408	991	1 031	1 049	1 073	1 415	809	856	830	751	993
24-29	2 092	2 081	2 202	2 094	2 445	1 232	1 170	1 226	1 193	1 385	860	911	976	901	1 060
30-34	1 729	1 818	1 962	1 889	2 261	1 002	1 033	1 070	1 059	1 279	727	785	892	830	982
							Departures, men								
							3 653	3 737	3 641	4 713	3 779	4 242	4 246	3 965	4 859
							479	658	615	857	599	704	925	799	1 098
							1 004	1 031	981	1 281	959	1 095	1 157	1 138	1 390
							1 217	1 112	1 081	1 380	1 306	1 422	1 209	1 092	1 241
							953	936	964	1 195	915	1 021	955	936	1 130
							Arrivals, women								
							4 089	4 086	3 755	4 681	3 095	2 828	3 181	2 691	3 275
							547	603	625	867	379	327	475	510	684
							1 051	1 025	955	1 220	879	717	776	641	828
							1 425	1 360	1 188	1 378	1 033	970	1 006	823	929
							1 066	1 098	987	1 216	810	814	924	717	834

Age	All youth					Urban youth					Rural youth				
	2020	2021	2022	2023	2024	2020	2021	2022	2023	2024	2020	2021	2022	2023	2024
Total	7 968	8 263	8 098	7 564	9 545	3 598	3 751	3 771	3 538	4 570	4 370	4 512	4 327	4 026	4 975
14-18	875	1 009	1 255	1 311	1 750	334	428	503	543	763	541	581	752	768	987
19-23	2 239	2 243	2 218	2 081	2 734	939	932	939	908	1 252	1 300	1 311	1 279	1 173	1 482
24-29	2 902	2 838	2 573	2 289	2 736	1 421	1 338	1 296	1 113	1 358	1 481	1 500	1 277	1 176	1 378
30-34	1 952	2 173	2 052	1 883	2 325	904	1 053	1 033	974	1 197	1 048	1 120	1 019	909	1 128

Departures, women**Aktobe**

Age	All youth					Urban youth					Rural youth				
	2020	2021	2022	2023	2024	2020	2021	2022	2023	2024	2020	2021	2022	2023	2024
Total	6 456	6 845	7 882	7 198	9 593	4 957	5 331	6 164	5 524	7 735	1 499	1 514	1 718	1 674	1 858
14-18	1 036	1 097	1 619	1 335	2 109	820	870	1 323	1 063	1 690	216	227	296	272	419
19-23	1 591	1 666	1 883	1 715	2 316	1 180	1 260	1 429	1 286	1 857	411	406	454	429	459
24-29	2 174	2 229	2 401	2 166	2 696	1 655	1 709	1 834	1 654	2 186	519	520	567	512	510
30-34	1 655	1 853	1 979	1 982	2 472	1 302	1 492	1 578	1 521	2 002	353	361	401	461	470
Total	6 656	7 236	8 360	7 562	10 212	4 386	5 115	5 790	5 312	7 025	2 270	2 121	2 570	2 250	3 187
14-18	1 001	1 071	1 538	1 345	2 068	635	747	1 013	946	1 422	366	324	525	399	646
19-23	1 583	1 869	2 106	1 844	2 541	981	1 251	1 401	1 220	1 639	602	618	705	624	902
24-29	2 363	2 386	2 599	2 327	2 952	1 591	1 720	1 837	1 650	2 033	772	666	762	677	919
30-34	1 709	1 910	2 117	2 046	2 651	1 179	1 397	1 539	1 496	1 931	530	513	578	550	720
Total	8 832	8 924	8 889	7 996	10 624	6 605	6 948	7 050	6 354	8 671	2 227	1 976	1 839	1 642	1 953
14-18	1 095	1 121	1 429	1 417	2 049	824	901	1 194	1 169	1 679	271	220	235	248	370
19-23	2 812	2 593	2 443	2 170	2 886	1 987	1 895	1 868	1 672	2 322	825	698	575	498	564
24-29	3 028	3 115	2 852	2 454	3 037	2 312	2 448	2 226	1 918	2 481	716	667	626	536	556
30-34	1 897	2 095	2 165	1 955	2 652	1 482	1 704	1 762	1 595	2 189	415	391	403	360	463
Total	9 016	9 320	9 523	8 528	11 306	5 872	6 320	6 612	5 916	7 836	3 144	3 000	2 911	2 612	3 470
14-18	1 009	1 054	1 344	1 337	2 022	601	669	882	895	1 376	408	385	462	442	646
19-23	2 847	2 711	2 681	2 355	3 093	1 703	1 606	1 673	1 452	1 951	1 144	1 105	1 008	903	1 142
24-29	3 201	3 317	3 194	2 747	3 391	2 191	2 355	2 325	1 987	2 411	1 010	962	869	760	980
30-34	1 959	2 238	2 304	2 089	2 800	1 377	1 690	1 732	1 582	2 098	582	548	572	507	702

people

Almaty

Age	All youth					Urban youth					Rural youth					people
	2020	2021	2022	2023	2024	2020	2021	2022	2023	2024	2020	2021	2022	2023	2024	
	Arrivals, men															
Total	13 125	14 766	18 202	17 593	23 406	1 831	2 131	2 928	2 709	4 121	11 294	12 635	15 274	14 884	19 285	
14-18	2 798	2 909	4 157	3 868	5 463	387	418	652	564	939	2 411	2 491	3 505	3 304	4 524	
19-23	2 497	2 900	3 637	3 490	5 056	369	413	633	541	909	2 128	2 487	3 004	2 949	4 147	
24-29	3 859	4 358	5 018	4 873	6 163	527	686	812	801	1 083	3 332	3 672	4 206	4 072	5 080	
30-34	3 971	4 599	5 390	5 362	6 724	548	614	831	803	1 190	3 423	3 985	4 559	4 559	5 534	
Departures, men																
Total	15 182	15 362	18 540	17 509	23 698	2 469	2 409	3 108	2 645	4 640	12 713	12 953	15 432	14 864	19 058	
14-18	2 618	2 758	3 778	3 544	5 091	355	445	600	514	868	2 263	2 313	3 178	3 030	4 223	
19-23	3 071	3 103	3 812	3 610	5 160	540	467	670	533	960	2 531	2 636	3 142	3 077	4 200	
24-29	4 937	4 775	5 539	4 962	6 630	825	786	947	763	1 416	4 112	3 989	4 592	4 199	5 214	
30-34	4 556	4 726	5 411	5 393	6 817	749	711	891	835	1 396	3 807	4 015	4 520	4 558	5 421	
Arrivals, women																
Total	17 381	17 823	20 997	17 783	23 577	2 437	2 630	3 462	2 608	4 092	14 944	15 193	17 535	15 175	19 485	
14-18	2 716	2 616	3 709	3 545	5 075	333	352	593	482	882	2 383	2 264	3 116	3 063	4 193	
19-23	4 053	3 891	4 588	3 790	5 156	598	605	833	540	900	3 455	3 286	3 755	3 250	4 256	
24-29	5 737	5 803	6 316	5 242	6 582	822	870	1 061	824	1 115	4 915	4 933	5 255	4 418	5 467	
30-34	4 875	5 513	6 384	5 206	6 764	684	803	975	762	1 195	4 191	4 710	5 409	4 444	5 569	
Departures, women																
Total	20 140	19 248	22 643	18 676	24 550	2 820	2 736	3 542	2 628	4 221	17 320	16 512	19 101	16 048	20 329	
14-18	2 725	2 525	3 577	3 377	4 821	369	355	552	489	866	2 356	2 170	3 025	2 888	3 955	
19-23	4 609	4 229	5 067	4 115	5 694	588	560	759	503	902	4 021	3 669	4 308	3 612	4 792	
24-29	6 988	6 498	7 134	5 708	7 152	1 046	940	1 137	829	1 204	5 942	5 558	5 997	4 879	5 948	
30-34	5 818	5 996	6 865	5 476	6 883	817	881	1 094	807	1 249	5 001	5 115	5 771	4 669	5 634	

Atyrau

Age	All youth					Urban youth					Rural youth					people
	2020	2021	2022	2023	2024	2020	2021	2022	2023	2024	2020	2021	2022	2023	2024	
	Arrivals, men															
Total	3 929	4 629	5 063	5 033	6 202	1 879	2 286	2 641	2 659	3 142	2 050	2 343	2 422	2 374	3 060	
14-18	622	797	934	964	1 305	259	359	433	500	569	363	438	501	464	736	
19-23	917	1 067	1 310	1 271	1 610	442	540	698	676	855	475	527	612	595	755	
24-29	1 304	1 478	1 455	1 441	1 619	652	755	775	776	860	652	723	680	665	759	
30-34	1 086	1 287	1 364	1 357	1 668	526	632	735	707	858	560	655	629	650	810	
Departures, men																
Total	4 136	5 124	5 555	5 459	6 876	1 986	2 609	2 863	2 769	3 721	2 150	2 515	2 692	2 690	3 155	
14-18	759	966	1 220	1 230	1 647	357	485	632	622	903	402	481	588	608	744	
19-23	868	1 038	1 264	1 239	1 616	414	464	621	604	832	454	574	643	635	784	
24-29	1 346	1 649	1 587	1 553	1 823	639	841	844	794	1 005	707	808	743	759	818	
30-34	1 163	1 471	1 484	1 437	1 790	576	819	766	749	981	587	652	718	688	809	

Age	All youth					Urban youth					Rural youth				
	2020	2021	2022	2023	2024	2020	2021	2022	2023	2024	2020	2021	2022	2023	2024
Total	5 908	6 341	6 025	6 075	7 217	2 649	3 040	3 017	3 154	3 511	3 259	3 301	3 008	2 921	3 706
14-18	655	778	783	926	1 235	240	345	373	452	524	415	433	410	474	711
19-23	1 992	1 832	1 678	1 595	1 905	802	820	790	750	916	1 190	1 012	888	845	989
24-29	1 963	2 193	1 970	1 844	2 162	949	1 086	997	977	1 104	1 014	1 107	973	867	1 058
30-34	1 298	1 538	1 594	1 710	1 915	658	789	857	975	967	640	749	737	735	948
Total	5 898	6 930	6 648	6 586	8 391	2 535	3 190	3 131	2 930	4 153	3 363	3 740	3 517	3 656	4 238
14-18	743	982	1 042	1 191	1 660	307	476	528	562	901	436	506	514	629	759
19-23	1 794	1 874	1 736	1 684	2 168	660	714	689	616	911	1 134	1 160	1 047	1 068	1 257
24-29	1 948	2 370	2 113	1 913	2 383	849	1 083	1 004	852	1 141	1 099	1 287	1 109	1 061	1 242
30-34	1 413	1 704	1 757	1 798	2 180	719	917	910	900	1 200	694	787	847	898	980

Batys Kazakhstan

Age	All youth					Urban youth					Rural youth					people
	2020	2021	2022	2023	2024	2020	2021	2022	2023	2024	2020	2021	2022	2023	2024	
Total	5 222	5 450	6 365	6 172	8 509	2 922	3 315	3 906	3 937	5 905	2 300	2 135	2 459	2 235	2 604	
14-18	806	882	963	994	1 634	501	618	659	671	1 146	305	264	304	323	488	
19-23	1 180	1 180	1 524	1 400	2 084	597	656	930	893	1 391	583	524	594	507	693	
24-29	1 771	1 828	2 004	1 909	2 429	1 000	1 100	1 179	1 224	1 708	771	728	825	685	721	
30-34	1 465	1 560	1 874	1 869	2 362	824	941	1 138	1 149	1 660	641	619	736	720	702	
Total	5 528	5 754	6 723	6 594	9 011	2 876	3 037	3 555	3 817	5 201	2 652	2 717	3 168	2 777	3 810	
14-18	857	976	1 091	1 116	1 718	360	447	509	603	879	497	529	582	513	839	
19-23	1 332	1 293	1 620	1 494	2 201	754	704	811	828	1 230	578	589	809	666	971	
24-29	1 851	1 868	2 123	2 007	2 612	964	981	1 155	1 180	1 574	887	887	968	827	1 038	
30-34	1 488	1 617	1 889	1 977	2 480	798	905	1 080	1 206	1 518	690	712	809	771	962	
Total	6 671	6 476	6 534	5 965	7 585	3 557	3 761	3 946	3 638	4 985	3 114	2 715	2 588	2 327	2 600	
14-18	851	782	858	838	1 208	466	508	591	557	816	385	274	267	281	392	
19-23	2 053	1 840	1 814	1 575	2 014	974	966	1 054	940	1 261	1 079	874	760	635	753	
24-29	2 252	2 212	2 150	1 908	2 234	1 231	1 266	1 241	1 132	1 450	1 021	946	909	776	784	
30-34	1 515	1 642	1 712	1 644	2 129	886	1 021	1 060	1 009	1 458	629	621	652	635	671	
Total	7 401	7 094	7 240	6 576	8 542	3 831	3 620	3 710	3 351	4 432	3 570	3 474	3 530	3 225	4 110	
14-18	882	853	971	934	1 367	366	372	468	499	770	516	481	503	435	597	
19-23	2 528	2 117	2 059	1 831	2 371	1 333	1 006	894	757	1 013	1 195	1 111	1 165	1 074	1 358	
24-29	2 398	2 421	2 340	2 035	2 503	1 253	1 287	1 233	1 078	1 319	1 145	1 134	1 107	957	1 184	
30-34	1 593	1 703	1 870	1 776	2 301	879	955	1 115	1 017	1 330	714	748	755	759	971	

Zhambyl

Age	All youth										Urban youth										Rural youth										people				
	2020		2021		2022		2023		2024		2020		2021		2022		2023		2024		2020		2021		2022		2023		2024						
Total	7 597	8 240	8 380	7 629	8 824	3 202	3 768	3 698	3 353	4 080	4 395	4 472	4 682	4 744	14-18	1 200	1 161	1 255	1 299	1 626	507	557	575	617	709	693	604	680	682	917					
19-23	2 039	2 268	2 245	1 866	2 351	907	1 050	962	850	1 118	1 132	1 218	1 283	1 233	24-29	2 571	2 801	2 782	2 373	2 658	1 062	1 266	1 228	1 040	1 237	1 509	1 535	1 554	1 333	1 421					
30-34	1 787	2 010	2 098	2 091	2 189	726	895	933	846	1 016	1 061	1 115	1 165	1 173	Arrivals, men	3 202	3 768	3 698	3 353	4 080	4 395	4 472	4 682	4 744	Departures, men	3 557	3 846	4 375	3 998	4 721	5 686	6 018	6 628	6 467	7 715
Total	9 243	9 864	11 003	10 465	12 436	3 557	3 846	4 375	3 998	4 721	5 686	6 018	6 628	7 715	14-18	1 573	1 561	2 030	2 009	2 620	533	579	753	728	964	1 040	982	1 277	1 281	1 656	1 656				
19-23	2 360	2 541	2 850	2 562	3 251	935	972	1 192	1 031	1 265	1 425	1 569	1 658	1 986	24-29	3 127	3 480	3 480	3 191	3 606	1 256	1 375	1 405	1 186	1 361	1 871	1 952	2 075	2 005	2 245	2 245				
30-34	2 183	2 435	2 643	2 703	2 959	833	920	1 025	1 053	1 131	1 350	1 515	1 618	1 828	Arrivals, women	4 348	4 541	4 471	3 837	4 808	5 627	5 802	5 060	6 013	Departures, women	4 625	5 228	4 585	4 808	5 627	6 408	8 686	8 782	7 846	9 653
Total	10 756	10 168	10 273	8 897	10 821	4 348	4 541	4 471	3 837	4 808	5 627	5 802	5 060	6 013	14-18	1 301	1 146	1 265	1 203	1 554	497	472	562	501	665	804	674	703	702	889	889				
19-23	3 429	3 105	3 134	2 562	3 309	1 361	1 351	1 325	1 125	1 454	2 068	1 754	1 809	1 855	24-29	3 776	3 561	3 478	2 884	3 311	1 525	1 496	1 217	1 456	2 251	1 926	1 982	1 667	1 855	1 855					
30-34	2 250	2 356	2 396	2 248	2 647	965	1 083	1 088	994	1 233	1 285	1 273	1 308	1 414	Departures, women	4 545	4 625	5 228	4 585	5 415	9 000	8 686	8 782	7 846	9 653	Departures, women	4 625	5 228	4 585	5 415	9 000	8 686	8 782	7 846	9 653
Total	13 545	13 311	14 010	12 431	15 068	4 545	4 625	5 228	4 585	5 415	9 000	8 686	8 782	9 653	14-18	1 708	1 699	1 967	1 943	2 560	480	543	665	686	863	1 228	1 156	1 302	1 257	1 697	1 697				
19-23	4 389	4 082	4 251	3 757	4 791	1 391	1 308	1 495	1 273	1 630	2 998	2 774	2 756	3 161	24-29	4 707	4 586	4 609	3 893	4 509	1 693	1 659	1 812	1 451	1 685	3 014	2 927	2 797	2 442	2 824	2 824				
30-34	2 741	2 944	3 183	2 838	3 208	981	1 115	1 256	1 175	1 237	1 760	1 829	1 927	1 971	Arrivals, men	1 982	2 043	1 900	2 290	3 065	2 613	2 316	2 518	2 631	3 215	Departures, men	2 591	2 683	2 932	3 663	3 866	3 653	4 204	3 794	4 777
Total	4 595	4 359	4 418	4 921	6 280	1 982	2 043	1 900	2 290	3 065	2 613	2 316	2 518	2 631	14-18	830	731	813	966	1 366	336	342	311	403	573	494	389	502	563	793	793				
19-23	1 026	975	1 048	1 092	1 506	439	466	462	532	727	587	509	586	779	24-29	1 470	1 463	1 338	1 488	1 738	662	715	613	705	903	808	748	725	783	835	835				
30-34	1 269	1 190	1 219	1 375	1 670	545	520	514	650	862	724	670	705	808	Departures, men	2 401	2 591	2 683	2 932	3 663	3 866	3 653	4 204	3 794	4 777	Departures, men	2 591	2 683	2 932	3 663	3 866	3 653	4 204	3 794	4 777
Total	6 267	6 244	6 887	6 726	8 440	2 401	2 591	2 683	2 932	3 663	3 866	3 653	4 204	4 777	14-18	1 177	1 100	1 373	1 347	1 941	415	465	505	557	795	762	635	868	790	1 146	1 146				
19-23	1 341	1 365	1 527	1 458	1 958	503	543	577	613	840	838	822	950	1 118	24-29	2 045	2 071	2 055	1 978	2 339	814	875	845	875	1 037	1 231	1 196	1 210	1 103	1 302	1 302				
30-34	1 704	1 708	1 932	1 943	2 202	669	708	756	887	991	1 035	1 000	1 176	1 211	Arrivals, men	1 982	2 043	1 900	2 290	3 065	2 613	2 316	2 518	2 631	3 215	Departures, men	2 591	2 683	2 932	3 663	3 866	3 653	4 204	3 794	4 777

Zhetisu

Age	All youth										Urban youth										Rural youth										people				
	2020		2021		2022		2023		2024		2020		2021		2022		2023		2024		2020		2021		2022		2023		2024						
Total	4 595	4 359	4 418	4 921	6 280	1 982	2 043	1 900	2 290	3 065	2 613	2 316	2 518	2 631	14-18	830	731	813	966	1 366	336	342	311	403	573	494	389	502	563	793	793				
19-23	1 026	975	1 048	1 092	1 506	439	466	462	532	727	587	509	586	779	24-29	1 470	1 463	1 338	1 488	1 738	662	715	613	705	903	808	748	725	783	835	835				
30-34	1 269	1 190	1 219	1 375	1 670	545	520	514	650	862	724	670	705	808	Departures, men	2 401	2 591	2 683	2 932	3 663	3 866	3 653	4 204	3 794	4 777	Departures, men	2 591	2 683	2 932	3 663	3 866	3 653	4 204	3 794	4 777
Total	6 267	6 244	6 887	6 726	8 440	2 401	2 591	2 683	2 932	3 663	3 866	3 653	4 204	4 777	14-18	1 177	1 100	1 373	1 347	1 941	415	465	505	557	795	762	635	868	790	1 146	1 146				
19-23	1 341	1 365	1 527	1 458	1 958	503	543	577	613	840	838	822	950	1 118	24-29	2 045	2 071	2 055	1 978	2 339	814	875	845	875	1 037	1 231	1 196	1 210	1 103	1 302	1 302				
30-34	1 704	1 708	1 932	1 943	2 202	669	708	756	887	991	1 035	1 000	1 176	1 211	Arrivals, men	1 982	2 043	1 900	2 290	3 065	2 613	2 316	2 518	2 631	3 215	Departures, men	2 591	2 683	2 932	3 663	3 866	3 653	4 204	3 794	4 777

Age	All youth					Urban youth					Rural youth					
	2020	2021	2022	2023	2024	2020	2021	2022	2023	2024	2020	2021	2022	2023	2024	
Total	6 654	6 045	5 499	5 556	6 948	2 934	2 812	2 355	2 535	3 250	3 720	3 233	3 144	3 021	3 698	
14-18	845	756	771	970	1 385	364	348	310	378	590	481	408	461	592	795	
19-23	1 800	1 654	1 522	1 507	1 790	803	774	651	707	842	997	880	871	800	948	
24-29	2 336	2 084	1 811	1 676	2 038	1 026	1 002	759	789	971	1 310	1 082	1 052	887	1 067	
30-34	1 673	1 551	1 395	1 403	1 735	741	688	635	661	847	932	863	760	742	888	
						Arrivals, women										
Total	8 670	8 201	8 129	7 626	9 593	3 240	3 209	2 919	3 121	3 894	5 430	4 992	5 210	4 505	5 699	
14-18	1 135	1 052	1 178	1 363	1 925	396	398	372	526	763	739	654	806	837	1 162	
19-23	2 333	2 196	2 341	2 081	2 708	828	743	738	754	1 003	1 505	1 453	1 603	1 327	1 705	
24-29	3 005	2 838	2 553	2 235	2 704	1 142	1 167	1 001	961	1 147	1 863	1 671	1 552	1 274	1 557	
30-34	2 197	2 115	2 057	1 947	2 256	874	901	808	880	981	1 323	1 214	1 249	1 067	1 275	
						Departures, women										

Karagandy

Age	All youth					Urban youth					Rural youth					
	2020	2021	2022	2023	2024	2020	2021	2022	2023	2024	2020	2021	2022	2023	2024	
Total	6 807	7 766	8 432	8 309	9 160	5 409	6 297	6 901	6 852	7 592	1 398	1 469	1 531	1 457	1 568	
14-18	1 206	1 448	1 728	1 569	1 844	929	1 168	1 399	1 269	1 523	277	280	329	300	321	
19-23	1 582	1 970	2 157	2 114	2 537	1 235	1 561	1 730	1 742	2 079	347	409	427	372	458	
24-29	2 224	2 384	2 454	2 397	2 509	1 793	1 970	2 044	1 986	2 119	431	414	410	411	390	
30-34	1 795	1 964	2 093	2 229	2 270	1 452	1 598	1 728	1 855	1 871	343	366	365	374	399	
						Arrivals, men										
Total	7 516	8 338	8 816	8 877	10 155	5 274	6 014	6 455	6 522	7 534	2 242	2 324	2 361	2 355	2 621	
14-18	1 269	1 421	1 828	1 705	2 075	805	919	1 233	1 223	1 499	464	502	595	482	576	
19-23	1 764	1 992	2 111	2 150	2 686	1 190	1 385	1 534	1 554	1 933	574	607	577	596	753	
24-29	2 494	2 688	2 619	2 605	2 870	1 789	2 011	1 964	1 916	2 163	705	677	655	689	707	
30-34	1 989	2 237	2 258	2 417	2 524	1 490	1 699	1 724	1 829	1 939	499	538	534	588	585	
						Departures, men										
Total	8 540	8 715	8 526	7 957	9 433	6 749	7 072	7 031	6 622	7 783	1 791	1 643	1 495	1 335	1 650	
14-18	1 105	1 312	1 464	1 473	1 854	849	1 077	1 210	1 207	1 516	256	235	254	266	338	
19-23	2 407	2 328	2 237	2 057	2 578	1 855	1 878	1 813	1 693	2 120	552	450	424	364	458	
24-29	3 046	2 897	2 738	2 434	2 746	2 442	2 365	2 259	2 030	2 269	604	532	479	404	477	
30-34	1 982	2 178	2 087	1 993	2 255	1 603	1 752	1 749	1 692	1 878	379	426	338	301	377	
						Departures, women										
Total	9 237	9 590	9 410	8 945	10 631	6 383	6 810	6 744	6 440	7 727	2 854	2 780	2 666	2 505	2 904	
14-18	1 193	1 322	1 529	1 597	2 055	717	842	1 026	1 064	1 421	476	480	503	533	634	
19-23	2 477	2 410	2 416	2 175	2 848	1 574	1 576	1 572	1 458	1 947	903	834	844	717	901	
24-29	3 364	3 331	3 064	2 830	3 207	2 476	2 455	2 296	2 088	2 412	888	876	768	742	795	
30-34	2 203	2 527	2 401	2 343	2 521	1 616	1 937	1 850	1 830	1 947	587	590	551	513	574	

people

Kostanay

Age	All youth					Urban youth					Rural youth					people
	2020	2021	2022	2023	2024	2020	2021	2022	2023	2024	2020	2021	2022	2023	2024	
	Total	5 309	5 590	6 583	6 116	6 975	3 251	3 645	4 206	3 707	4 362	2 058	1 945	2 377	2 409	
14-18	825	900	1 341	1 108	1 242	514	616	935	642	748	311	284	406	466	494	
19-23	1 388	1 380	1 749	1 605	1 823	876	912	1 120	991	1 110	512	468	629	614	713	
24-29	1 689	1 779	1 929	1 861	2 150	1 021	1 147	1 210	1 157	1 371	668	632	719	704	779	
30-34	1 407	1 531	1 564	1 542	1 760	840	970	941	917	1 133	567	561	623	625	627	
Total	6 044	6 350	7 066	6 745	8 073	2 895	3 166	3 562	3 489	4 344	3 149	3 184	3 504	3 256	3 729	
14-18	897	1 010	1 455	1 277	1 521	379	471	595	667	747	518	539	860	610	774	
19-23	1 751	1 677	1 902	1 794	2 119	930	877	1 033	945	1 199	821	800	869	849	920	
24-29	1 909	1 985	2 030	2 037	2 419	890	969	1 041	1 031	1 314	1 019	1 016	989	1 006	1 105	
30-34	1 487	1 678	1 679	1 637	2 014	696	849	893	846	1 084	791	829	786	791	930	
Total	6 405	6 011	6 389	5 894	6 545	3 791	3 826	4 079	3 539	4 220	2 614	2 185	2 310	2 355	2 325	
14-18	844	765	1 310	1 094	1 259	472	507	912	648	790	372	258	398	446	469	
19-23	1 883	1 702	1 711	1 520	1 809	1 106	1 057	1 102	940	1 178	777	645	609	580	631	
24-29	2 168	2 083	1 871	1 773	1 956	1 284	1 317	1 181	1 074	1 257	884	766	690	699	699	
30-34	1 510	1 461	1 497	1 507	1 521	929	945	884	877	995	581	516	613	630	526	
Total	7 101	6 935	7 492	6 881	7 865	3 273	3 287	3 542	3 328	3 954	3 828	3 648	3 950	3 553	3 911	
14-18	921	904	1 478	1 243	1 545	353	388	598	571	736	568	516	880	672	809	
19-23	2 123	1 997	2 131	1 867	2 273	958	880	975	833	1 107	1 165	1 117	1 156	1 034	1 166	
24-29	2 430	2 376	2 181	2 057	2 276	1 157	1 155	1 107	1 019	1 176	1 273	1 221	1 074	1 038	1 100	
30-34	1 627	1 658	1 702	1 714	1 771	805	864	862	905	935	822	794	840	809	836	

Kyzylorda

Age	All youth					Urban youth					Rural youth					people
	2020	2021	2022	2023	2024	2020	2021	2022	2023	2024	2020	2021	2022	2023	2024	
	Total	5 191	5 125	5 837	4 942	6 211	2 399	2 500	2 810	2 415	3 237	2 792	2 625	3 027	2 527	
14-18	740	711	863	793	1 420	370	374	440	419	831	370	337	423	374	589	
19-23	1 499	1 450	1 612	1 223	1 522	687	689	746	590	779	812	761	866	633	743	
24-29	1 751	1 817	1 971	1 601	1 732	773	858	948	781	846	978	959	1 023	820	886	
30-34	1 201	1 147	1 391	1 325	1 537	569	579	676	625	781	632	568	715	700	756	
Total	6 060	6 421	7 403	6 476	8 059	2 567	2 825	3 383	3 066	3 631	3 493	3 596	4 020	3 410	4 428	
14-18	959	1 001	1 365	1 225	1 969	446	485	630	583	885	513	516	735	642	1 084	
19-23	1 655	1 772	2 021	1 608	1 962	647	726	888	737	830	1 008	1 046	1 133	871	1 132	
24-29	2 051	2 206	2 337	2 049	2 274	873	942	1 058	781	1 010	1 178	1 264	1 279	1 268	1 264	
30-34	1 395	1 442	1 680	1 594	1 854	601	672	807	625	906	794	770	873	969	948	

Age	All youth					Urban youth					Rural youth				
	2020	2021	2022	2023	2024	2020	2021	2022	2023	2024	2020	2021	2022	2023	2024
Total	7 395	6 835	7 179	5 907	7 088	3 310	3 212	3 283	2 817	3 582	4 085	3 623	3 896	3 090	3 506
14-18	816	753	872	906	1 237	375	383	425	499	702	441	370	447	407	535
19-23	2 773	2 334	2 333	1 846	2 113	1 143	1 020	1 013	872	1 026	1 630	1 314	1 320	974	1 087
24-29	2 499	2 351	2 435	1 859	2 153	1 138	1 123	1 109	825	1 022	1 361	1 228	1 326	1 034	1 131
30-34	1 307	1 397	1 539	1 296	1 585	654	686	736	621	832	653	711	803	675	753
							Arrivals, women								
Total	8 804	8 644	9 331	8 075	9 962	3 470	3 645	3 982	3 525	4 319	5 334	4 999	5 349	4 552	5 643
14-18	957	1 000	1 237	1 277	1 792	378	429	566	588	811	579	571	671	689	981
19-23	3 272	3 022	3 142	2 713	3 260	1 125	1 053	1 152	984	1 247	2 147	1 969	1 990	1 730	2 013
24-29	3 039	2 903	3 103	2 446	2 943	1 248	1 318	1 375	1 119	1 305	1 791	1 585	1 728	1 327	1 638
30-34	1 536	1 719	1 849	1 639	1 967	719	845	889	834	956	817	874	960	806	1 011
							Departures, women								

Mangystau

Age	All youth					Urban youth					Rural youth				
	2020	2021	2022	2023	2024	2020	2021	2022	2023	2024	2020	2021	2022	2023	2024
Total	6 459	7 429	7 924	7 191	8 617	3 049	3 734	3 943	3 635	4 295	3 410	3 695	3 981	3 556	4 322
14-18	1 067	1 225	1 308	1 305	1 602	518	618	617	676	808	549	607	691	629	794
19-23	1 619	1 893	1 871	1 647	2 049	705	890	885	827	1 001	914	1 003	986	820	1 048
24-29	2 105	2 339	2 559	2 218	2 566	1 030	1 223	1 300	1 108	1 294	1 075	1 116	1 259	1 110	1 272
30-34	1 668	1 972	2 186	2 021	2 400	796	1 003	1 141	1 024	1 192	872	969	1 045	997	1 208
							Arrivals, men								
Total	6 071	7 245	8 335	7 557	9 103	2 238	2 911	3 525	3 267	3 878	3 833	4 334	4 810	4 290	5 225
14-18	1 063	1 254	1 525	1 417	1 914	386	496	651	602	781	677	758	874	815	1 133
19-23	1 281	1 666	1 894	1 692	2 114	436	657	802	747	935	845	1 009	1 092	945	1 179
24-29	2 024	2 294	2 606	2 268	2 590	771	956	1 106	951	1 082	1 253	1 338	1 500	1 317	1 508
30-34	1 703	2 031	2 310	2 180	2 485	645	802	966	967	1 080	1 058	1 229	1 344	1 213	1 405
							Departures, men								
Total	8 466	9 091	9 069	7 957	9 602	3 934	4 699	4 665	4 145	5 106	4 532	4 392	4 404	3 812	4 496
14-18	1 146	1 212	1 299	1 272	1 609	510	597	611	615	816	636	615	688	657	793
19-23	2 621	2 595	2 549	2 229	2 685	1 084	1 225	1 194	1 088	1 398	1 537	1 370	1 355	1 141	1 287
24-29	2 836	3 029	2 948	2 480	2 885	1 391	1 650	1 625	1 385	1 538	1 445	1 379	1 323	1 095	1 347
30-34	1 863	2 255	2 273	1 976	2 423	949	1 227	1 235	1 057	1 354	914	1 028	1 038	919	1 069
							Departures, women								
Total	8 096	8 901	9 016	8 247	9 867	2 808	3 281	3 324	3 149	3 939	5 288	5 620	5 692	5 098	5 928
14-18	1 124	1 220	1 352	1 368	1 725	392	440	489	540	695	732	780	863	828	1 030
19-23	2 283	2 389	2 450	2 238	2 727	675	811	821	762	994	1 608	1 578	1 629	1 476	1 733
24-29	2 812	2 929	2 926	2 535	2 951	1 021	1 120	1 102	973	1 197	1 791	1 809	1 824	1 562	1 754
30-34	1 877	2 363	2 288	2 106	2 464	720	910	912	874	1 053	1 157	1 453	1 376	1 232	1 411

people

Pavlodar

Age	All youth					Urban youth					Rural youth					people
	2020	2021	2022	2023	2024	2020	2021	2022	2023	2024	2020	2021	2022	2023	2024	
	Arrivals, men															
Total	5 181	5 208	5 152	5 073	6 178	3 179	3 248	3 229	3 132	3 938	2 002	1 960	1 923	1 941	2 240	
14-18	794	801	884	900	1 188	451	479	522	524	689	343	322	362	376	499	
19-23	1 281	1 337	1 210	1 333	1 653	822	819	783	838	1 022	459	518	427	495	631	
24-29	1 747	1 760	1 683	1 480	1 834	1 109	1 171	1 056	923	1 233	638	589	627	557	601	
30-34	1 359	1 310	1 375	1 360	1 503	797	779	868	847	994	562	531	507	513	509	
Departures, men																
Total	5 382	5 721	5 751	5 680	7 004	2 901	3 313	3 283	3 307	3 937	2 481	2 408	2 468	2 373	3 067	
14-18	794	913	1 079	1 074	1 366	380	490	575	588	725	414	423	504	486	641	
19-23	1 287	1 400	1 337	1 433	1 882	671	794	744	764	1 077	616	606	593	669	805	
24-29	1 838	1 923	1 828	1 694	2 056	1 015	1 136	1 069	1 044	1 136	823	787	759	650	920	
30-34	1 463	1 485	1 507	1 479	1 700	835	893	895	911	999	628	592	612	568	701	
Arrivals, women																
Total	5 744	5 525	5 193	4 565	5 618	3 454	3 563	3 249	2 877	3 645	2 290	1 962	1 944	1 688	1 973	
14-18	758	735	766	763	1 052	437	462	453	472	630	321	273	313	291	422	
19-23	1 541	1 414	1 366	1 209	1 456	953	928	877	752	955	588	486	489	457	501	
24-29	2 014	1 862	1 676	1 353	1 705	1 240	1 233	1 068	868	1 137	774	629	608	485	568	
30-34	1 431	1 514	1 385	1 240	1 405	824	940	851	785	923	607	574	534	455	482	
Departures, women																
Total	6 135	6 167	6 080	5 436	6 890	3 185	3 291	3 373	3 051	3 855	2 950	2 876	2 707	2 385	3 035	
14-18	756	834	917	919	1 279	354	426	489	515	676	402	408	428	404	603	
19-23	1 670	1 566	1 570	1 401	1 881	820	792	790	699	979	850	774	780	702	902	
24-29	2 198	2 096	1 997	1 631	2 096	1 181	1 147	1 171	958	1 211	1 017	949	826	673	885	
30-34	1 511	1 671	1 596	1 485	1 634	830	926	923	879	989	681	745	673	606	645	

Soltustik Kazakhstan

Age	All youth					Urban youth					Rural youth					people
	2020	2021	2022	2023	2024	2020	2021	2022	2023	2024	2020	2021	2022	2023	2024	
	Arrivals, men															
Total	3 418	3 459	3 458	3 237	3 887	1 532	1 699	1 637	1 503	1 893	1 886	1 760	1 821	1 734	1 994	
14-18	474	561	539	528	733	204	284	277	268	332	270	277	262	260	401	
19-23	820	842	912	803	1 000	364	429	433	377	485	456	413	479	426	515	
24-29	1 199	1 108	1 095	995	1 166	581	559	521	468	609	618	549	574	527	557	
30-34	925	948	912	911	988	383	427	406	390	467	542	521	506	521	521	
Departures, men																
Total	4 114	4 133	4 247	4 045	4 839	1 155	1 182	1 340	1 368	1 615	2 959	2 951	2 907	2 677	3 224	
14-18	597	751	789	798	977	120	185	175	224	257	477	566	614	574	720	
19-23	1 012	1 023	1 109	993	1 316	265	299	330	339	455	747	724	779	654	861	
24-29	1 441	1 321	1 301	1 193	1 429	439	357	480	405	473	1 002	964	821	788	956	
30-34	1 064	1 038	1 048	1 061	1 117	331	341	355	400	430	733	697	693	661	687	

Age	All youth					Urban youth					Rural youth				
	2020	2021	2022	2023	2024	2020	2021	2022	2023	2024	2020	2021	2022	2023	2024
Total	3 838	3 432	3 414	2 937	3 609	1 736	1 610	1 550	1 309	1 670	2 102	1 822	1 864	1 628	1 939
14-18	491	457	485	451	605	195	221	245	196	268	296	236	240	255	337
19-23	1 058	914	874	769	939	504	447	402	377	465	554	467	472	392	474
24-29	1 341	1 133	1 142	952	1 103	626	547	517	438	524	715	586	625	514	579
30-34	948	928	913	765	962	411	395	386	298	413	537	533	527	467	549
Total	4 358	4 249	4 327	3 820	4 751	1 210	1 199	1 401	1 282	1 594	3 148	3 050	2 926	2 538	3 157
14-18	558	655	651	624	851	112	135	170	170	249	446	520	481	454	602
19-23	1 323	1 209	1 253	1 105	1 411	291	289	354	329	422	1 032	920	899	776	989
24-29	1 500	1 361	1 412	1 171	1 384	468	426	484	424	506	1 032	935	928	747	878
30-34	977	1 024	1 011	920	1 105	339	349	393	359	417	638	675	618	561	688

Arrivals, women

Departures, women

Turkistan

Age	All youth					Urban youth					Rural youth				
	2020	2021	2022	2023	2024	2020	2021	2022	2023	2024	2020	2021	2022	2023	2024
Total	17 799	16 941	17 868	17 424	19 939	4 540	5 700	5 073	5 009	6 134	13 259	11 241	12 795	12 415	13 805
14-18	3 049	2 602	2 677	2 334	3 233	698	797	727	647	950	2 351	1 805	1 950	1 687	2 283
19-23	4 672	4 158	4 251	4 103	4 900	1 151	1 383	1 241	1 253	1 575	3 521	2 775	3 010	2 850	3 325
24-29	5 962	5 852	6 200	5 998	6 522	1 628	2 040	1 788	1 723	2 020	4 334	3 812	4 412	4 275	4 502
30-34	4 116	4 329	4 740	4 989	5 284	1 063	1 480	1 317	1 386	1 589	3 053	2 849	3 423	3 603	3 695
Total	22 437	23 643	23 502	22 786	27 606	4 657	4 957	5 671	5 638	6 975	17 780	18 686	17 831	17 148	20 631
14-18	3 759	3 702	3 976	3 634	5 042	697	707	912	880	1 205	3 062	2 995	3 064	2 754	3 837
19-23	5 618	5 727	6 000	5 803	7 382	1 172	1 172	1 407	1 377	1 723	4 446	4 555	4 593	4 426	5 659
24-29	7 669	8 269	7 941	7 577	8 576	1 600	1 827	1 963	1 890	2 303	6 069	6 442	5 978	5 687	6 273
30-34	5 391	5 945	5 585	5 772	6 606	1 188	1 251	1 389	1 491	1 744	4 203	4 694	4 196	4 281	4 862
Total	23 231	20 398	20 573	17 509	21 866	5 914	6 578	5 760	4 953	6 428	17 317	13 820	14 813	12 556	15 438
14-18	3 326	2 828	2 709	2 281	2 941	797	879	713	630	823	2 529	1 949	1 996	1 651	2 118
19-23	8 285	6 956	6 639	5 540	6 821	1 911	2 116	1 737	1 478	1 932	6 374	4 840	4 902	4 062	4 889
24-29	7 439	6 701	6 959	5 719	7 236	2 053	2 247	2 017	1 645	2 185	5 386	4 454	4 942	4 074	5 051
30-34	4 181	3 913	4 266	3 959	4 868	1 153	1 336	1 293	1 200	1 488	3 028	2 577	2 973	2 769	3 380
Total	28 645	28 248	27 670	24 740	30 366	5 818	6 031	6 500	5 732	7 114	22 827	22 217	21 170	19 008	23 252
14-18	3 999	3 945	3 967	3 700	4 634	704	800	834	751	1 030	3 295	3 145	3 133	2 949	3 604
19-23	9 610	9 489	9 810	8 922	11 062	1 796	1 861	2 039	1 845	2 257	7 814	7 628	7 771	7 077	8 805
24-29	9 616	9 507	8 669	7 362	8 916	2 146	2 157	2 267	1 852	2 338	7 470	7 350	6 402	5 510	6 578
30-34	5 420	5 307	5 224	4 756	5 754	1 172	1 213	1 360	1 284	1 489	4 248	4 094	3 864	3 472	4 265

people

Ulytau

Age	All youth										Urban youth										Rural youth										people
	2020		2021		2022		2023		2024		2020		2021		2022		2023		2024		2020		2021		2022		2023		2024		
Total	1 325	1 286	1 822	1 951	2 191	978	950	1 394	1 553	1 676	347	336	428	398	515																
14-18	237	199	260	224	327	171	132	158	168	232	66	67	102	56	95																
19-23	343	366	459	519	655	271	277	355	402	482	92	89	104	117	173																
24-29	440	409	619	671	687	328	303	389	550	533	112	106	130	121	154																
30-34	305	312	484	537	522	228	238	392	433	429	77	74	92	104	93																
Total	1 646	1 919	2 214	2 376	2 519	1 172	1 399	1 567	1 726	1 866	474	520	647	650	653																
14-18	300	385	463	399	465	196	265	317	264	324	104	120	146	135	141																
19-23	396	482	572	598	708	271	333	393	411	517	125	149	179	187	191																
24-29	549	585	681	733	735	413	435	495	552	562	136	150	186	181	173																
30-34	401	467	498	646	611	292	366	362	499	463	109	101	136	147	148																
Total	1 696	1 534	1 613	1 497	1 649	1 210	1 142	1 175	1 138	1 254	486	392	438	359	395																
14-18	237	213	246	204	227	172	154	140	143	160	65	59	106	61	67																
19-23	564	456	457	405	485	386	338	323	301	350	178	118	134	104	135																
24-29	574	559	533	504	534	415	420	412	389	422	159	139	121	112	112																
30-34	321	306	377	384	403	237	230	300	305	322	84	76	77	79	81																
Total	2 137	2 231	2 148	1 911	2 349	1 490	1 588	1 459	1 361	1 667	647	643	689	550	682																
14-18	309	365	433	351	469	199	259	255	259	347	110	106	178	92	122																
19-23	634	640	596	553	680	417	436	393	366	454	217	204	203	187	226																
24-29	743	731	653	578	664	537	510	468	406	466	206	221	185	172	198																
30-34	451	495	466	429	536	337	383	343	330	400	114	112	123	99	136																

Shygyys Kazakhstan

Age	All youth										Urban youth										Rural youth										people
	2020		2021		2022		2023		2024		2020		2021		2022		2023		2024		2020		2021		2022		2023		2024		
Total	3 942	4 449	4 784	4 565	5 757	2 518	2 864	2 974	2 857	3 728	1 424	1 585	1 810	1 708	2 029																
14-18	641	706	785	796	1 223	435	481	476	483	762	206	225	309	313	461																
19-23	891	1 050	1 226	1 197	1 500	598	687	763	756	994	293	363	463	441	506																
24-29	1 331	1 494	1 538	1 347	1 579	866	968	975	856	1 053	465	526	563	491	526																
30-34	1 079	1 199	1 235	1 225	1 455	619	728	760	762	919	460	471	475	463	536																
Total	4 139	4 651	5 012	4 982	6 163	1 821	2 142	2 523	2 627	3 163	2 318	2 509	2 489	2 355	3 000																
14-18	666	771	877	985	1 262	256	323	385	432	592	410	448	492	553	670																
19-23	886	1 065	1 235	1 196	1 582	356	479	595	610	835	530	586	640	586	747																
24-29	1 399	1 567	1 571	1 429	1 728	646	737	817	789	906	753	830	754	640	822																
30-34	1 188	1 248	1 329	1 372	1 591	563	603	726	796	830	625	645	603	576	761																

Age	All youth					Urban youth					Rural youth				
	2020	2021	2022	2023	2024	2020	2021	2022	2023	2024	2020	2021	2022	2023	2024
Total	4 912	5 075	4 682	4 207	5 261	2 986	3 334	2 905	2 600	3 362	1 926	1 741	1 777	1 607	1 899
14-18	592	670	645	754	1 026	351	462	406	487	638	241	208	239	267	388
19-23	1 356	1 425	1 301	1 078	1 403	861	955	835	695	937	495	470	466	383	466
24-29	1 754	1 706	1 515	1 254	1 505	1 078	1 097	932	763	959	676	609	583	491	546
30-34	1 210	1 274	1 221	1 121	1 327	696	820	732	655	828	514	454	489	466	499
							Arrivals, women								
Total	5 157	5 396	5 316	4 884	5 944	2 426	2 357	2 585	2 414	2 987	2 731	3 039	2 731	2 470	2 957
14-18	636	746	802	860	1 203	264	271	329	387	537	372	475	473	473	666
19-23	1 350	1 481	1 458	1 266	1 607	542	588	654	543	744	808	893	804	723	863
24-29	1 869	1 855	1 693	1 426	1 678	936	865	887	766	892	933	990	806	660	786
30-34	1 302	1 314	1 363	1 332	1 456	684	633	715	718	814	618	681	648	614	642
							Departures, women								

Astana city

people

Age	All youth				
	2020	2021	2022	2023	2024
	Arrivals, men				
Total	25 285	33 672	36 425	35 761	46 402
14-18	3 149	4 811	6 283	6 432	9 026
19-23	5 392	7 106	7 661	7 555	10 226
24-29	9 501	11 987	11 978	11 451	14 455
30-34	7 243	9 768	10 503	10 323	12 695
	Departures, men				
Total	19 667	24 584	27 526	26 248	33 228
14-18	2 534	3 404	3 803	3 964	5 666
19-23	3 804	4 662	5 302	4 997	6 803
24-29	7 286	8 668	9 623	8 883	10 627
30-34	6 043	7 850	8 798	8 404	10 132
	Arrivals, women				
Total	29 141	37 774	41 026	38 310	51 536
14-18	2 938	4 298	5 528	5 753	8 576
19-23	6 628	8 000	8 979	8 549	12 471
24-29	11 358	13 819	14 130	12 639	16 390
30-34	8 217	11 657	12 389	11 369	14 099
	Departures, women				
Total	22 867	27 743	28 811	25 497	33 571
14-18	2 306	2 949	3 277	3 414	5 083
19-23	4 424	4 722	4 899	4 171	6 157
24-29	9 047	10 367	10 487	9 101	11 446
30-34	7 090	9 705	10 148	8 811	10 885

Almaty city

people

Age	All youth				
	2020	2021	2022	2023	2024
	Arrivals, men				
Total	22 726	26 475	31 614	30 170	40 055
14-18	3 769	4 628	6 231	6 081	8 396
19-23	4 435	5 199	7 040	6 915	9 833
24-29	7 856	8 563	9 728	8 821	11 455
30-34	6 666	8 085	8 615	8 353	10 371
	Departures, men				
Total	14 847	19 456	21 894	22 180	31 014
14-18	2 456	3 162	3 939	4 175	6 230
19-23	2 882	3 693	4 661	5 004	7 485
24-29	4 869	6 269	6 680	6 457	8 717
30-34	4 640	6 332	6 614	6 544	8 582
	Arrivals, women				
Total	30 956	35 972	39 962	34 802	45 441
14-18	3 348	4 205	5 277	5 293	7 554
19-23	6 903	7 445	8 772	7 535	10 746
24-29	11 780	12 835	13 615	11 374	14 219
30-34	8 925	11 487	12 298	10 600	12 922
	Departures, women				
Total	18 034	23 657	25 722	23 546	33 122
14-18	2 090	2 710	3 450	3 531	5 434
19-23	2 899	3 599	3 972	3 639	5 626
24-29	6 970	8 584	8 931	7 944	10 710
30-34	6 075	8 764	9 369	8 432	11 352

Shymkent city

people

Age	All youth				
	2020	2021	2022	2023	2024
	Arrivals, men				
Total	12 819	15 254	14 127	16 351	21 916
14-18	2 104	2 329	2 242	2 677	4 025
19-23	2 842	3 158	3 445	3 549	5 112

Continuation

Age	All youth				
	2020	2021	2022	2023	2024
24-29	4 465	5 361	4 687	5 401	6 748
30-34	3 408	4 406	3 753	4 724	6 031
Departures, men					
Total	10 301	12 204	13 197	15 526	19 481
14-18	1 782	1 939	2 186	2 513	3 663
19-23	2 695	2 861	3 176	3 275	4 334
24-29	3 348	4 060	4 169	5 076	6 063
30-34	2 476	3 344	3 666	4 662	5 421
Arrivals, women					
Total	15 640	18 377	16 004	16 137	22 253
14-18	2 005	2 399	2 071	2 351	3 807
19-23	4 488	4 993	4 646	4 695	6 172
24-29	5 462	6 390	5 305	5 030	6 826
30-34	3 685	4 595	3 982	4 061	5 448
Departures, women					
Total	14 417	15 518	15 550	14 904	20 509
14-18	1 787	1 834	1 849	1 948	3 318
19-23	5 294	4 621	4 136	3 720	4 994
24-29	4 459	5 258	5 514	5 098	6 794
30-34	2 877	3 805	4 051	4 138	5 403

5.4 Migration of youth by ethnicity

people

	Arrivals					Departures				
	2020	2021	2022	2023	2024	2020	2021	2022	2023	2024
Total										
Total	386 097	418 989	448 141	422 886	538 217	391 289	424 401	447 007	415 592	527 583
Kazakhs	328 220	353 042	375 151	347 458	441 815	326 280	351 398	371 590	342 761	434 482
Russians	23 888	27 182	27 986	28 527	34 436	30 042	33 349	31 189	28 050	34 198
Uzbeks	8 808	10 892	11 283	12 007	16 002	8 552	10 609	10 848	11 582	15 140
Ukrainians	3 122	3 132	3 380	3 327	3 871	3 741	3 780	3 707	3 313	3 818
Uyghurs	3 389	3 926	4 623	5 035	6 818	3 378	3 907	4 606	5 012	6 794
Tatars	2 348	2 659	2 668	2 678	3 167	2 595	2 908	2 777	2 562	3 103
Germans	2 424	2 638	2 784	2 648	3 259	3 175	3 564	3 405	3 099	3 611
Other ethnics	13 898	15 518	20 266	21 206	28 849	13 526	14 886	18 885	19 213	26 437
External migration										
Total	4 825	4 983	8 356	11 476	13 906	10 017	10 395	7 222	4 182	3 272
Kazakhs	2 431	2 258	4 093	5 036	7 600	491	614	532	339	267
Russians	880	803	1 484	2 990	2 153	7 034	6 970	4 687	2 513	1 915
Uzbeks	306	344	491	470	879	50	61	56	45	17
Ukrainians	75	72	148	264	201	694	720	475	250	148
Uyghurs	15	27	27	30	34	4	8	10	7	10
Tatars	46	66	99	207	118	293	315	208	91	54
Germans	65	61	80	126	104	816	987	701	577	456
Other ethnics	1 007	1 352	1 934	2 353	2 817	635	720	553	360	405
Internal migration										
Total	381 272	414 006	439 785	411 410	524 311	381 272	414 006	439 785	411 410	524 311
Kazakhs	325 789	350 784	371 058	342 422	434 215	325 789	350 784	371 058	342 422	434 215
Russians	23 008	26 379	26 502	25 537	32 283	23 008	26 379	26 502	25 537	32 283
Uzbeks	8 502	10 548	10 792	11 537	15 123	8 502	10 548	10 792	11 537	15 123
Ukrainians	3 047	3 060	3 232	3 063	3 670	3 047	3 060	3 232	3 063	3 670
Uyghurs	3 374	3 899	4 596	5 005	6 784	3 374	3 899	4 596	5 005	6 784
Tatars	2 302	2 593	2 569	2 471	3 049	2 302	2 593	2 569	2 471	3 049
Germans	2 359	2 577	2 704	2 522	3 155	2 359	2 577	2 704	2 522	3 155
Other ethnics	12 891	14 166	18 332	18 853	26 032	12 891	14 166	18 332	18 853	26 032

6. Health

6.1 Incidence among the population aged 15-34 years¹⁾

	Morbidity of the population with malignant neoplasms										The incidence of tuberculosis in the population									
	number of diseases reported for the first time in life					number of diseases reported for the first time in life					number of diseases reported for the first time in life					per 100 thousand of the corresponding population				
	2020	2021	2022	2023	2024	2020	2021	2022	2023	2024	2020	2021	2022	2023	2024	2020	2021	2022	2023	2024
Republic of Kazakhstan	1 364	1 430	1 476	1 546	1 459	24.0	25.3	25.8	28.7	25.2	2 396	2 283	2 196	2 032	1 854	42.2	40.4	38.5	37.7	32.0
Abay	-	-	50	39	37	-	-	32.3	27.5	24.5	-	-	63	52	51	-	-	40.8	36.6	33.7
Akmola	55	45	48	67	43	26.2	21.8	22.5	33.8	20.5	93	85	98	94	39	44.3	41.2	45.9	47.4	18.6
Aktobe	59	75	67	73	69	21.5	27.6	25.1	29.2	25.8	139	126	153	126	106	50.5	46.3	57.3	50.3	39.7
Almaty	102	141	113	103	99	17.4	24.4	26.6	25.9	22.9	239	195	211	163	148	40.8	33.7	49.7	41.0	34.2
Atyrau	38	43	36	47	39	19.1	21.6	17.5	24.3	18.7	189	219	170	125	113	94.8	109.9	82.5	64.6	54.3
Batys Kazakhstan	45	42	35	61	34	23.2	22.0	18.6	34.7	18.3	131	104	120	117	91	67.6	54.4	63.6	66.5	48.9
Zhambyl	75	65	80	66	63	22.5	19.4	22.7	20.1	17.7	141	148	107	98	89	42.2	44.2	30.3	29.8	25.0
Zhetisu	-	-	48	44	31	-	-	25.4	25.3	16.6	-	-	-	-	60	-	-	-	33.9	32.2
Karagandy	100	118	124	94	99	24.9	30.0	39.8	32.4	32.5	124	131	110	97	110	30.9	33.3	35.3	33.4	36.1
Kostanay	57	64	72	61	71	22.5	25.9	32.3	29.5	33.0	131	102	114	99	86	51.6	41.4	51.2	48.0	40.0
Kyzylorda	76	77	51	73	77	30.6	30.9	20.9	32.0	31.1	166	155	137	137	114	66.8	62.3	56.2	60.0	46.1
Mangystau	38	38	48	62	50	17.3	17.1	21.0	28.5	21.1	141	133	117	87	116	64.3	60.0	51.1	39.9	48.8
Pavlodar	68	68	50	60	53	32.6	33.4	25.4	33.0	27.8	75	79	64	76	65	36.0	38.8	32.6	41.8	34.0
Southstik Kazakhstan	48	54	49	44	52	33.0	37.9	36.1	35.2	40.1	51	36	51	43	39	35.0	25.3	37.5	34.4	30.1
Turkistan ²⁾	93	101	106	95	114	14.7	15.9	16.3	15.6	17.1	161	170	154	135	126	25.4	26.7	23.7	22.2	18.9
Ulytau	-	-	-	23	14	-	-	-	40.3	23.1	-	-	35	25	28	-	-	57.1	43.8	46.3
Shygyz Kazakhstan	93	104	50	59	47	24.7	28.3	28.0	35.8	27.3	136	158	56	72	70	36.2	43.0	31.4	43.7	40.7
Astana city	156	122	139	148	158	42.2	32.5	32.0	34.6	33.7	184	182	166	170	186	49.8	48.5	38.3	39.8	39.7
Almaty city	180	210	247	251	235	26.9	31.2	36.6	38.2	33.4	203	155	161	168	142	30.4	23.1	23.9	25.6	20.2
Shymkent city	81	63	63	76	74	23.0	17.5	16.6	21.0	18.9	92	105	109	89	75	26.1	29.2	28.8	24.6	19.1
Republic of Kazakhstan	475	487	469	499	488	16.6	17.1	16.1	18.2	16.5	1 248	1 126	1 122	1 050	1 004	43.6	39.4	38.6	38.3	34.0
Abay	-	-	13	11	18	-	-	16.2	14.9	22.9	-	-	37	28	29	-	-	46.1	37.9	36.8
Akmola	19	19	9	21	16	17.4	17.7	8.1	20.4	14.6	53	41	60	61	26	48.6	38.1	54.2	59.1	23.8
Aktobe	24	29	19	24	19	17.4	21.2	13.9	18.7	13.8	67	49	70	61	52	48.6	35.9	51.2	47.5	37.8
Almaty	33	45	28	37	27	10.9	15.0	12.8	18.0	12.0	125	91	106	85	84	41.3	30.3	48.5	41.3	37.5
Atyrau	13	11	12	17	18	12.8	10.8	11.4	17.2	16.9	92	104	86	63	69	90.4	102.2	81.8	63.7	64.6
Batys Kazakhstan	15	12	11	18	18	15.1	12.2	11.3	19.8	18.7	76	52	60	57	45	76.6	53.0	61.7	62.7	46.7
Zhambyl	31	20	29	21	17	18.0	11.5	16.0	12.4	9.2	81	67	51	57	46	47.1	38.6	28.1	33.6	24.9
Zhetisu	-	-	18	8	12	-	-	18.4	8.9	12.4	-	-	-	31	33	-	-	-	34.4	34.1
Karagandy	35	39	33	32	37	17.1	19.4	20.6	21.4	23.5	72	72	66	57	69	35.3	35.9	41.2	38.1	43.9
Kostanay	20	19	25	22	31	15.4	15.1	21.6	20.4	27.7	63	58	55	54	45	48.6	46.0	47.5	50.1	40.1
Kyzylorda	20	26	20	16	23	15.5	20.1	15.8	13.5	17.8	86	87	64	59	55	66.6	67.1	50.6	49.7	42.6

Continuation

	Morbidity of the population with mental and behavioral disorders										Morbidity of the population with mental and behavioral disorders associated with the use of psychoactive substances									
	number of diseases reported for the first time in life					per 100 thousand of the corresponding population					number of diseases reported for the first time in life					per 100 thousand of the corresponding population				
	2020	2021	2022	2023	2024	2020	2021	2022	2023	2024	2020	2021	2022	2023	2024	2020	2021	2022	2023	2024
	Both genders																			
Republic of Kazakhstan	1 541	1 707	1 796	2 037	1 941	27.2	30.2	31.5	37.8	33.5	4 957	4 427	3 630	3 476	3 142	87.4	78.4	63.6	64.5	54.3
Abay	-	-	-	50	28	-	-	-	35.2	18.5	-	-	-	163	275	-	-	-	114.8	181.9
Akmola	62	52	63	112	87	29.6	25.2	29.5	56.5	41.4	110	148	136	133	113	52.4	71.7	63.8	67.1	53.8
Aktobe	123	104	104	122	110	44.7	38.2	39.0	48.7	41.2	258	312	155	310	152	93.8	114.6	58.1	123.8	56.9
Almaty	84	86	104	243	76	14.3	14.9	24.5	61.1	17.6	114	205	131	75	58	19.4	35.4	30.9	18.9	13.4
Atyrau	35	31	49	47	45	17.6	15.6	23.8	24.3	21.6	20	35	43	43	46	-	17.6	20.9	22.2	22.1
Batys Kazakhstan	61	47	36	37	40	31.5	24.6	19.1	21.0	21.5	127	111	106	63	59	65.5	58.1	56.2	35.8	31.7
Zhambyl	66	87	84	101	0	19.8	26.0	23.8	30.7	0.0	415	296	249	305	348	124.3	88.4	70.6	92.8	97.6
Zhetisu	-	-	-	21	34	-	-	-	12.1	18.2	-	-	-	226	99	-	-	-	130.0	53.1
Karagandy	186	151	204	135	144	46.4	38.4	65.5	46.5	47.2	140	155	208	164	158	34.9	39.4	66.8	56.5	51.8
Kostanay	115	171	170	152	152	45.3	69.3	76.4	73.6	70.7	281	377	320	231	209	110.7	152.9	143.8	111.9	97.3
Kyzylorda	108	97	86	106	70	43.4	39.0	35.2	46.5	28.3	448	396	241	196	193	180.2	159.1	98.8	85.9	78.0
Mangystau	38	31	53	44	62	17.3	14.0	23.2	20.2	26.1	26	73	51	50	40	11.8	32.9	22.3	22.9	16.8
Pavlodar	115	108	126	130	133	55.2	53.0	64.1	71.4	69.6	409	760	427	518	574	196.4	373.2	217.3	284.6	300.5
Sołtustik Kazakhstan	33	129	70	86	111	22.7	90.6	51.5	68.8	85.6	113	94	96	149	107	77.6	66.0	70.6	119.1	82.5
Turkistan ²⁾	142	166	144	140	146	22.4	26.1	22.2	23.0	21.9	69	38	60	76	95	10.9	6.0	9.2	12.5	14.2
Ulytau	-	-	-	26	16	-	-	-	45.6	26.4	-	-	-	19	16	-	-	-	33.3	26.4
Shygy's Kazakhstan	100	118	136	99	98	26.6	32.1	76.2	60.1	57.0	779	496	564	312	219	207.1	134.8	316.1	189.5	127.3
Astana city	125	188	172	202	278	33.8	50.1	39.6	47.3	59.3	1 427	654	594	132	91	386.0	174.4	136.9	30.9	19.4
Almaty city	67	87	119	115	123	10.0	12.9	17.7	17.5	17.5	92	115	164	158	126	13.8	17.1	24.3	24.1	17.9
Shymkent city	81	54	76	69	91	23.0	15.0	20.1	19.1	23.2	129	162	85	153	164	36.6	45.1	22.4	42.3	41.8
	Men																			
Republic of Kazakhstan	890	991	1 044	1 267	1 158	31.1	34.7	35.9	46.2	39.2	4 265	3 808	3 113	2 984	2 660	149.0	133.3	107.1	108.8	90.1
Abay	-	-	-	28	15	-	-	-	37.9	19.0	-	-	-	129	228	-	-	-	174.5	289.6
Akmola	41	28	41	75	57	37.6	26.0	37.0	72.7	52.1	88	114	106	109	84	80.7	106.0	95.7	105.6	76.8
Aktobe	74	56	66	80	60	53.7	41.0	48.3	62.3	43.7	232	263	136	283	131	168.4	192.6	99.4	220.4	95.3
Almaty	50	43	56	202	50	16.5	14.3	25.6	98.2	22.3	100	169	90	60	50	33.0	56.3	41.2	29.2	22.3
Atyrau	19	14	25	25	18	18.7	13.8	23.8	25.3	16.9	20	30	39	34	39	19.7	29.5	37.1	34.4	36.5
Batys Kazakhstan	36	25	24	24	27	36.3	25.5	24.7	26.4	28.0	111	91	92	51	51	111.9	92.7	94.6	56.1	52.9
Zhambyl	43	62	46	61	-	25.0	35.8	25.3	35.9	-	385	276	231	281	325	223.8	159.2	127.1	165.4	176.0
Zhetisu	-	-	-	10	15	-	-	-	11.1	15.5	-	-	-	188	76	-	-	-	208.4	78.5
Karagandy	111	92	127	85	92	54.4	45.8	79.4	56.9	58.5	114	127	169	139	119	55.9	63.3	105.6	93.0	75.7
Kostanay	76	98	97	99	100	58.7	77.8	83.7	91.9	89.2	234	322	265	191	177	180.7	255.5	228.7	177.3	157.9
Kyzylorda	55	50	46	59	39	42.6	38.6	36.3	49.7	30.2	436	386	233	185	182	337.7	297.8	184.0	155.8	141.1
Mangystau	19	22	28	27	33	17.0	19.4	24.0	24.4	27.2	22	70	48	47	37	19.7	61.9	41.2	42.4	30.5
Pavlodar	84	72	81	88	79	79.2	69.2	80.1	93.8	80.1	361	673	383	462	487	340.2	646.8	379.0	492.7	493.9
Sołtustik Kazakhstan	18	94	45	48	75	23.5	125.5	63.2	73.1	110.2	80	74	76	128	91	104.5	98.8	106.8	194.9	133.7
Turkistan ²⁾	64	86	81	75	93	19.2	25.6	23.7	23.3	26.4	66	32	58	72	88	19.8	9.5	17.0	22.4	25.0

	Morbidity of the population with mental and behavioral disorders													Morbidity of the population with mental and behavioral disorders associated with the use of psychoactive substances													
	number of diseases reported for the first time in life						per 100 thousand of the corresponding population						number of diseases reported for the first time in life						per 100 thousand of the corresponding population								
	2020	2021	2022	2023	2024	2024	2020	2021	2022	2023	2024	2024	2020	2021	2022	2023	2024	2020	2021	2022	2023	2024	2020	2021	2022	2023	2024
Ulytau	-	-	-	14	10	-	-	-	-	47.5	32.1	32.1	-	-	-	10	10	-	-	-	10	10	-	-	-	33.9	32.1
Shygy's Kazakhstan	62	73	80	65	65	32.2	38.7	85.8	75.4	72.1	72.1	623	386	474	261	178	323.1	204.5	508.3	302.6	197.4	623	386	474	261	178	
Astana city	64	93	84	95	154	36.2	51.7	39.9	46.0	68.0	68.0	1 201	563	504	101	63	679.4	313.1	239.4	48.9	27.8	1 201	563	504	101	63	
Almaty city	33	56	73	63	72	10.7	18.0	22.5	20.0	21.2	21.2	70	86	133	116	93	22.6	27.7	41.1	36.9	27.4	70	86	133	116	93	
Shymkent city	41	27	44	44	46	24.0	15.4	23.6	24.8	23.7	23.7	122	146	76	137	151	71.3	83.3	40.8	77.1	77.8	122	146	76	137	151	

Continuation

	Morbidity of the population with mental and behavioral disorders due to alcohol consumption													The incidence of syphilis in the population												
	number of diseases reported for the first time in life						per 100 thousand of the corresponding population						number of diseases reported for the first time in life						per 100 thousand of the corresponding population							
	2020	2021	2022	2023	2024	2020	2021	2022	2023	2024	2020	2021	2022	2023	2024	2020	2021	2022	2023	2024	2020	2021	2022	2023	2024	
Almaty	80	139	109	52	38	13.6	24.0	25.7	13.1	8.8	185	164	114	76	45	31.5	28.3	26.9	19.1	10.4	31.5	28.3	26.9	19.1	10.4	
Atyrau	14	15	19	16	12	7.0	7.5	9.2	8.3	5.8	34	37	35	12	15	17.1	18.6	17.0	6.2	7.2	17.1	18.6	17.0	6.2	7.2	
Batys Kazakhstan	44	24	24	28	30	22.7	12.6	12.7	15.9	16.1	133	99	79	67	58	68.6	51.8	41.9	38.1	31.2	68.6	51.8	41.9	38.1	31.2	
Zhambyl	208	129	116	180	235	62.3	38.5	32.9	54.8	65.9	27	41	36	30	29	8.1	12.2	10.2	9.1	8.1	8.1	12.2	10.2	9.1	8.1	
Zhetisu	-	-	-	208	78	-	-	-	119.6	41.8	-	-	-	45	51	-	-	-	-	25.9	25.9	-	-	25.9	27.3	
Karagandy	108	102	140	98	97	26.9	25.9	44.9	33.8	31.8	122	118	96	71	106	30.4	30.0	30.8	24.5	34.8	30.4	30.0	30.8	24.5	34.8	
Kostanay	190	222	199	135	128	74.9	90.0	89.4	65.4	59.6	74	70	55	54	36	29.2	28.4	24.7	26.2	16.8	29.2	28.4	24.7	26.2	16.8	
Kyzylorda	342	359	186	129	141	137.6	144.2	76.2	56.5	57.0	113	94	61	57	20	45.5	37.8	25.0	25.0	8.1	45.5	37.8	25.0	25.0	8.1	
Mangystau	13	21	16	15	23	5.9	9.5	7.0	6.9	9.7	25	29	23	16	23	11.4	13.1	10.0	7.3	9.7	11.4	13.1	10.0	7.3	9.7	
Pavlodar	264	598	320	348	377	126.7	293.6	162.8	191.2	197.4	89	87	54	59	40	42.7	42.7	27.5	32.4	20.9	42.7	42.7	27.5	32.4	20.9	
Soltustik Kazakhstan	99	79	82	124	92	68.0	55.5	60.3	99.1	70.9	25	18	16	22	14	17.2	12.6	11.8	17.6	10.8	17.2	12.6	11.8	17.6	10.8	
Turkistan*	58	34	47	68	72	9.2	5.3	7.2	11.2	10.8	96	92	72	58	38	15.2	14.5	11.1	9.5	5.7	15.2	14.5	11.1	9.5	5.7	
Ulytau	-	-	-	16	7	-	-	-	28.0	11.6	-	-	-	10	8	-	-	-	-	17.5	-	-	-	-	17.5	13.2
Shyngys Kazakhstan	644	377	412	218	149	171.2	102.5	230.9	132.4	86.6	121	88	56	32	61	32.2	23.9	31.4	19.4	35.4	32.2	23.9	31.4	19.4	35.4	
Astana city	1 050	508	482	59	36	284.0	135.4	111.1	13.8	7.7	168	118	97	88	91	45.4	31.5	22.4	20.6	19.4	45.4	31.5	22.4	20.6	19.4	
Almaty city	46	47	63	57	45	6.9	7.0	9.3	8.7	6.4	166	101	174	172	122	24.8	15.0	25.8	26.2	17.3	24.8	15.0	25.8	26.2	17.3	
Shymkent city	104	107	26	65	40	29.5	29.8	6.9	18.0	10.2	61	61	57	55	32	17.3	17.0	15.0	15.2	8.2	17.3	17.0	15.0	15.2	8.2	
Republic of Kazakhstan	2 887	2 612	2 027	1 964	1 692	100.8	91.5	69.7	71.6	57.3	752	605	534	527	449	26.3	21.2	18.4	19.2	15.2	26.3	21.2	18.4	19.2	15.2	
Abay	-	-	-	104	189	-	-	-	140.7	240.0	-	-	-	8	5	-	-	-	-	10.8	-	-	-	-	10.8	6.3
Akmola	73	94	80	90	60	66.9	87.4	72.2	87.2	54.8	16	18	14	8	7	14.7	16.7	12.6	7.8	6.4	14.7	16.7	12.6	7.8	6.4	
Aktobe	96	174	54	222	90	69.7	127.4	39.5	172.9	65.5	69	49	32	32	18	50.1	35.9	23.4	24.9	13.1	50.1	35.9	23.4	24.9	13.1	
Almaty	66	111	74	42	33	21.8	37.0	33.9	20.4	14.7	88	60	54	36	22	29.1	20.0	24.7	17.5	9.8	29.1	20.0	24.7	17.5	9.8	
Atyrau	14	12	18	12	9	13.8	11.8	17.1	12.1	8.4	18	16	17	8	9	17.7	15.7	16.2	8.1	8.4	17.7	15.7	16.2	8.1	8.4	
Batys Kazakhstan	34	18	20	25	27	34.3	18.3	20.6	27.5	28.0	65	47	41	32	33	65.5	47.9	42.1	35.2	34.2	65.5	47.9	42.1	35.2	34.2	
Zhambyl	182	113	103	163	216	105.8	65.2	56.7	96.0	117.0	16	21	17	13	17	9.3	12.1	9.4	7.7	9.2	9.3	12.1	9.4	7.7	9.2	
Zhetisu	-	-	-	175	61	-	-	-	194.0	63.0	-	-	-	30	28	-	-	-	-	33.3	-	-	-	-	33.3	28.9
Karagandy	88	78	113	82	72	43.1	38.9	70.6	54.9	45.8	59	52	42	45	54	28.9	25.9	26.2	30.1	34.4	28.9	25.9	26.2	30.1	34.4	
Kostanay	148	174	150	106	102	114.3	138.1	129.5	98.4	91.0	37	33	23	28	13	28.6	26.2	19.9	26.0	11.6	28.6	26.2	19.9	26.0	11.6	
Kyzylorda	331	349	179	122	135	256.4	269.2	141.4	102.8	104.7	51	45	34	30	8	39.5	34.7	26.9	25.3	6.2	39.5	34.7	26.9	25.3	6.2	
Mangystau	9	20	15	14	22	8.0	17.7	12.9	12.6	18.2	9	14	11	6	8	8.0	12.4	9.4	5.4	6.6	8.0	12.4	9.4	5.4	6.6	
Pavlodar	221	528	282	308	307	208.3	507.4	279.0	328.5	311.3	44	47	31	25	19	41.5	45.2	30.7	26.7	19.3	41.5	45.2	30.7	26.7	19.3	
Soltustik Kazakhstan	69	61	63	105	81	90.2	81.4	88.5	159.9	119.1	16	8	10	9	6	20.9	10.7	14.1	13.7	8.8	20.9	10.7	14.1	13.7	8.8	
Turkistan*	55	31	45	64	65	16.5	9.2	13.2	19.9	18.5	37	35	39	33	19	11.1	10.4	11.4	10.3	5.4	11.1	10.4	11.4	10.3	5.4	
Ulytau	-	-	-	8	5	-	-	-	27.2	16.0	-	-	-	4	2	-	-	-	-	13.6	-	-	-	-	13.6	6.4
Shyngys Kazakhstan	500	281	345	181	123	259.3	148.9	369.9	209.9	136.4	63	37	26	19	32	32.7	19.6	27.9	22.0	35.5	32.7	19.6	27.9	22.0	35.5	
Astana city	869	435	415	46	25	491.6	241.9	197.1	22.3	11.0	74	46	46	51	56	41.9	25.6	21.9	24.7	24.7	41.9	25.6	21.9	24.7	24.7	
Almaty city	35	37	50	40	34	11.3	11.9	15.4	12.7	10.0	68	45	71	84	73	22.0	14.5	21.9	26.7	21.5	22.0	14.5	21.9	26.7	21.5	
Shymkent city	97	96	21	55	36	56.7	54.8	11.3	31.0	18.5	22	32	26	26	20	12.9	18.3	14.0	14.6	10.3	12.9	18.3	14.0	14.6	10.3	

	Morbidity of the population with mental and behavioral disorders due to alcohol consumption										The incidence of syphilis in the population									
	number of diseases reported for the first time in life					per 100 thousand of the corresponding population					number of diseases reported for the first time in life					per 100 thousand of the corresponding population				
	2020	2021	2022	2023	2024	2020	2021	2022	2023	2024	2020	2021	2022	2023	2024	2020	2021	2022	2023	2024
Republic of Kazakhstan	585	489	389	344	322	20.8	17.5	13.9	13.0	11.4	857	740	581	490	426	30.5	26.5	20.7	18.5	15.0
Abay	-	-	-	31	41	-	-	-	45.5	56.6	-	-	-	15	11	-	-	-	22.0	15.2
Akmola	19	28	27	19	19	18.9	28.3	26.3	20.0	18.9	26	20	9	9	13	25.8	20.2	8.8	9.5	12.9
Aktobe	20	44	14	26	15	14.6	32.4	10.8	21.3	11.5	59	41	35	21	32	43.0	30.2	26.9	17.2	24.6
Almaty	14	28	35	10	5	4.9	10.0	17.0	5.2	2.4	97	104	60	40	23	34.2	37.3	29.2	20.8	11.0
Atyrau	-	3	1	4	3	0.0	3.1	1.0	4.2	3.0	16	21	18	4	6	16.4	21.5	17.8	4.2	5.9
Batys Kazakhstan	10	6	4	3	3	10.6	6.5	4.4	3.5	3.3	68	52	38	35	25	71.8	55.9	41.6	41.2	27.9
Zhambyl	26	16	13	17	19	16.1	9.9	7.6	10.7	11.1	11	20	19	17	12	6.8	12.4	11.1	10.7	7.0
Zhetisu	-	-	-	33	17	-	-	-	39.4	18.9	-	-	-	15	23	-	-	-	17.9	25.6
Karagandy	20	24	27	16	25	10.2	12.4	17.8	11.4	16.9	63	66	54	26	52	32.0	34.2	35.7	18.5	35.2
Kostanay	42	48	49	29	26	33.8	39.8	45.9	29.4	25.3	37	37	32	26	23	29.8	30.7	30.0	26.3	22.4
Kyzylorda	11	10	7	7	6	9.2	8.4	6.0	6.4	5.1	62	49	27	27	12	51.9	41.1	23.0	24.7	10.1
Mangystau	4	1	1	1	1	3.7	0.9	0.9	0.9	0.9	16	15	12	10	15	14.9	13.8	10.7	9.3	12.9
Pavlodar	43	70	38	40	70	42.1	70.3	39.8	45.3	75.8	45	40	23	34	21	44.0	40.2	24.1	38.5	22.7
Soltustik Kazakhstan	30	18	19	19	11	43.5	26.7	29.3	32.0	17.8	9	10	6	13	8	13.0	14.8	9.3	21.9	13.0
Turkistan*	3	3	2	4	7	1.0	1.0	0.7	1.4	2.2	59	57	33	25	19	19.7	19.0	10.7	8.7	6.0
Ulytau	-	-	-	8	2	-	-	-	29.0	6.8	-	-	-	6	6	-	-	-	21.7	20.4
Shygyz Kazakhstan	144	96	67	37	26	78.6	53.6	78.7	47.2	31.7	58	51	30	13	29	31.6	28.5	35.2	16.6	35.4
Astana city	181	73	67	13	11	93.8	37.4	30.0	5.9	4.5	94	72	51	37	35	48.7	36.9	22.8	16.7	14.4
Almaty city	11	10	13	17	11	3.1	2.8	3.7	5.0	3.0	98	56	103	88	49	27.3	15.5	29.4	25.7	13.4
Shymkent city	7	11	5	10	4	3.9	6.0	2.6	5.4	2.0	39	29	31	29	12	21.5	15.8	16.1	15.8	6.1

¹⁾ Hereinafter, according to the Ministry of Health of the Republic of Kazakhstan. Rates per 100000. respectively, are calculated based on data from the Ministry of Health of the Republic of Kazakhstan

²⁾ Data for 2018 by the Ontustik Kazakhstan region.

7. Labor market*

7.1 Economic characteristics of the population aged 15-34 years old in the Republic of Kazakhstan

	2020	2021	2022	2023	2024
Both genders					
Labor force, thousand people	3 897.9	3 834.6	3 761.8	3 685.7	3 747.4
Labor force share in population, in percentage	71.9	71.4	70.1	68.7	69.3
Employed population, thousand people	3 698.5	3 634.2	3 569.4	3 555.8	3 629.4
Employment rate, in percentage to the population aged 15-34 years old, in percentage	68.2	67.6	66.5	66.2	67.1
Employees, thousand people					
Including:	2 898.3	2 843.9	2 782.1	2 784.4	2 810.5
in the organization (enterprise)	2 492.9	2 439.6	2 354.0	2 349.4	2 352.4
for individuals	254.3	240.8	296.5	289.4	301.5
in a peasant (farm) economy	128.7	134.5	105.5	116.2	122.6
employment under a civil law contract for the provision of services to a single customer	22.5	29.0	26.1	29.4	34.0
Self-employed, thousand people	800.2	790.2	787.3	771.4	818.9
Including:					
employers	32.2	33.8	34.1	44.2	31.5
independent workers	759.6	748.3	747.4	716.8	776.3
production cooperative members	5.0	4.3	0.6	4.7	4.8
unpaid family workers (farms)	3.3	3.9	5.1	5.7	6.3
Unemployed population, thousand people	199.4	200.4	192.4	129.9	118.0
Unemployment rate, in percentage	5.1	5.2	5.1	3.5	3.1
Non-labor force, thousand people	1 524.2	1 539.2	1 605.4	1 682.2	1 659.2
Share of persons not included in the labor force in the population, in percentage	28.1	28.6	29.9	31.3	30.7
Men					
Labor force, thousand people	2 074.8	2 059.7	1 742.9	1 986.3	1 993.7
Labor force share in population, in percentage	76.0	75.9	74.0	72.7	72.4
Employed population, thousand people	1 983.3	1 971.3	1 937.7	1 929.2	1 941.9
Employment rate, in percentage to the population aged 15-34 years old, in percentage	72.6	72.7	71.0	70.6	70.5
Employees, thousand people					
Including:	1 537.1	1 524.0	1 487.4	1 485.5	1 480.8
in the organization (enterprise)	1 308.1	1 306.3	1 256.0	1 247.0	1 221.5
for individuals	137.6	126.4	156.1	153.4	167.3
in a peasant (farm) economy	80.9	77.6	63.1	69.5	74.1
employment under a civil law contract for the provision of services to a single customer	10.5	13.7	12.2	15.5	17.9
Self-employed, thousand people	446.2	447.3	450.3	443.7	461.1
Including:					
employers	23.4	24.2	23.8	31.4	22.2
independent workers	417.8	418.6	422.9	407.7	432.8
production cooperative members	3.2	1.8	0.4	2.6	3.3
unpaid family workers (farms)	1.9	2.7	3.2	2.0	2.8
Unemployed population, thousand people	91.5	88.4	81.2	57.2	51.8
Unemployment rate, in percentage	4.4	4.3	4.0	2.9	2.6
Non-labor force, thousand people	655.7	652.8	708.4	744.6	760.8
Share of persons not included in the labor force in the population, in percentage	24.0	24.1	26.0	27.3	27.6
Women					
Labor force, thousand people	1 823.1	1 774.9	1 742.9	1 699.4	1 753.7
Labor force share in population, in percentage	67.7	66.7	66.0	64.4	66.1
Employed population, thousand people	1 715.2	1 662.9	1 631.7	1 626.6	1 687.5
Employment rate, in percentage to the population aged 15-34 years old, in percentage	63.7	62.5	61.8	61.7	66.1
Employees, thousand people					
Including:	1 361.2	1 319.9	1 294.7	1 298.9	1 329.7
in the organization (enterprise)	1 184.7	1 133.3	1 098.0	1 102.4	1 130.9
for individuals	116.7	114.4	140.4	136.0	134.2
in a peasant (farm) economy	47.8	56.9	42.4	46.6	48.5
employment under a civil law contract for the provision of services to a single customer	12.0	15.3	13.9	13.8	16.1
Self-employed, thousand people	354.0	343.0	337.0	327.7	357.8
Including:					

	Continuation				
	2020	2021	2022	2023	2024
employers	8.9	9.6	10.4	12.8	9.4
independent workers	341.8	329.7	324.5	309.1	343.5
production cooperative members	1.8	2.4	0.2	2.1	1.5
unpaid family workers (farms)	1.5	1.2	1.9	3.7	3.5
Unemployed population, thousand people	107.9	112.0	111.2	72.8	66.1
Unemployment rate, in percentage	5.9	6.3	6.4	4.3	3.8
Non-labor force, thousand people	868.5	886.4	896.9	937.5	898.4
Share of persons not included in the labor force in the population, in percentage	32.3	33.3	34.0	35.6	33.9

7.2 Labor force of population aged 15-34 years by type of locality

	Labor force, thousand people	Including		Labor force share in population, in percentage	Rate, in percent	
		employed	unemployed		employment	unemployment
All population						
2020	3 897.9	3 698.5	199.4	71.9	68.2	5.1
2021	3 834.6	3 634.2	200.4	71.4	67.6	5.2
2022	3 761.8	3 569.4	192.4	70.1	66.5	5.1
2023	3 685.7	3 555.8	129.9	68.7	66.2	3.5
2024	3 747.4	3 629.4	118.0	69.3	67.1	3.1
Urban population						
2020	2 299.2	2 177.7	121.4	71.4	67.6	5.3
2021	2 273.0	2 150.4	122.6	70.8	67.0	5.4
2022	2 304.3	2 183.6	120.6	69.2	65.5	5.2
2023	2 273.9	2 189.9	84.0	67.7	65.2	3.7
2024	2 325.7	2 248.2	77.5	68.6	66.3	3.3
Rural population						
2020	1 598.8	1 520.8	78.0	72.6	69.0	4.9
2021	1 561.6	1 483.8	77.9	72.2	68.6	5.0
2022	2 035.1	1 457.5	71.8	71.6	68.1	4.9
2023	1 411.8	1 365.9	46.0	70.2	68.0	3.3
2024	1 421.7	1 381.2	40.5	70.5	68.5	2.8

7.3 Distribution of employed population aged 15-34 years old by type of economic activity

	thousand people				
	2020	2021	2022	2023	2024
All population					
Employed population	3 698.5	3 634.2	3 569.4	3 555.8	3 629.4
Including:					
Agriculture, forestry and fisheries	431.3	422.0	376.3	381.4	368.6
Industry	413.4	426.1	399.6	404.9	402.1
mining and quarrying	102.1	103.9	100.9	98.9	89.5
manufacturing industry	225.7	237.3	220.7	225.2	228.0
supply of electricity, gas, steam, hot water and conditioned air	54.8	55.4	49.3	50.5	51.0
water supply; collection, treatment and disposal of waste, activities for the elimination of pollution	30.8	29.5	28.6	30.2	33.7
Construction	290.9	267.6	259.1	247.4	253.8
Wholesale and retail trade; repair of cars and motorcycles	660.3	632.4	633.2	599.1	643.6
Transport and storage	229.3	237.1	235.7	225.7	233.3
Providing accommodation and catering services	88.8	89.7	89.2	94.6	102.5
Information and communication	79.0	85.0	87.5	90.0	94.2
Financial and insurance activities	103.6	98.1	96.3	96.6	98.3
Real estate activities	63.8	69.8	68.9	58.0	66.5
Professional, scientific and technical activities	127.1	113.0	113.3	115.7	117.3
Administrative and support activities	133.4	117.2	110.4	106.4	106.0
Public administration and defense; compulsory social security	229.0	230.3	233.4	245.3	236.6
Education	442.7	436.6	431.9	449.0	447.9
Public health and social services	192.5	198.2	219.2	219.5	213.9
Arts, entertainment and recreation	62.2	58.7	56.8	59.0	68.5
Provision of other types of services	151.3	152.5	158.7	163.3	176.4
Men					
Employed population	1 983.3	1 971.3	1 937.7	1 929.2	1 941.9
Including:					

Continuation

	2020	2021	2022	2023	2024
Agriculture, forestry and fisheries	260.6	250.8	221.9	233.0	222.4
Industry	287.8	304.1	292.1	292.8	283.1
mining and quarrying	82.7	86.7	85.7	84.4	74.0
manufacturing industry	147.0	158.5	151.1	151.2	153.3
supply of electricity, gas, steam, hot water and conditioned air	39.6	40.5	36.6	38.1	36.4
water supply; collection, treatment and disposal of waste, activities for the elimination of pollution	18.3	18.3	18.8	19.1	19.4
Construction	214.8	207.6	206.8	199.6	198.2
Wholesale and retail trade; repair of cars and motorcycles	301.1	300.7	310.4	285.5	316.4
Transport and storage	177.2	182.7	184.7	178.2	182.6
Providing accommodation and catering services	40.6	38.4	39.3	41.2	42.4
Information and communication	48.2	51.1	52.5	55.7	58.5
Financial and insurance activities	44.5	42.0	38.9	40.2	38.9
Real estate activities	32.5	34.4	32.1	28.2	31.3
Professional, scientific and technical activities	68.9	57.2	55.4	56.2	55.8
Administrative and support activities	77.9	73.7	63.0	58.5	60.0
Public administration and defense; compulsory social security	152.5	156.8	158.2	173.0	162.5
Education	130.5	129.0	126.1	132.5	125.7
Public health and social services	59.9	59.1	65.1	70.7	68.8
Arts, entertainment and recreation	30.0	27.7	28.8	28.8	32.2
Provision of other types of services	56.3	55.9	62.3	55.1	63.3
Women					
Employed population	1715.2	1662.9	1631.7	1 626.6	1687.5
Including:					
Agriculture, forestry and fisheries	170.7	171.2	154.4	148.4	146.2
Industry	125.6	122.0	107.5	112.1	119.0
mining and quarrying	19.4	17.2	15.2	14.4	15.5
manufacturing industry	78.6	78.8	69.7	74.1	74.7
supply of electricity, gas, steam, hot water and conditioned air	15.1	14.9	12.7	12.4	14.6
water supply; collection, treatment and disposal of waste, activities for the elimination of pollution	12.5	11.2	9.9	11.1	14.2
Construction	76.0	60.0	52.4	47.8	55.6
Wholesale and retail trade; repair of cars and motorcycles	359.2	331.7	322.7	313.7	327.2
Transport and storage	52.1	54.3	51.0	47.5	50.8
Providing accommodation and catering services	48.2	51.3	49.9	53.4	60.1
Information and communication	30.9	33.9	35.0	34.3	35.7
Financial and insurance activities	59.1	56.1	57.3	56.3	59.4
Real estate activities	31.3	35.3	36.8	29.8	35.3
Professional, scientific and technical activities	58.1	55.7	57.8	59.5	61.5
Administrative and support activities	55.4	43.5	47.5	47.9	46.0
Public administration and defense; compulsory social security	76.5	73.5	75.1	72.3	74.1
Education	312.3	307.6	305.8	316.5	322.2
Public health and social services	132.6	139.1	154.1	148.8	145.0
Arts, entertainment and recreation	32.2	31.0	28.0	30.2	36.4
Provision of other types of services	94.9	96.6	96.4	108.2	113.1

7.4 Unemployed population aged 15-34 years old by duration of job search

thousand people

	2020	2021	2022	2023	2024
All population					
Unemployed population					
Including looking for a job, months:	199.4	200.4	192.4	129.9	118.0
less than 1 month	43.9	36.5	40.5	29.4	30.0
over 1 to 3 months	62.5	63.7	53.7	35.4	35.5
over 3 to 6 months	48.7	48.6	48.3	32.7	30.0
over 6 to 12 months	25.7	27.1	22.0	19.9	13.0
from a year or more	18.5	24.5	27.9	12.5	9.5
Men					
Unemployed population					
Including looking for a job, months:	91.5	88.4	81.2	57.2	51.9
less than 1 month	18.2	14.6	16.5	13.0	11.1
over 1 to 3 months	28.4	29.9	21.6	15.5	16.8
over 3 to 6 months	23.3	20.8	21.8	14.2	13.7
over 6 to 12 months	13.0	12.0	9.0	8.6	6.4
from a year or more	8.6	11.1	12.3	5.9	3.9

Continuation

	2020	2021	2022	2023	2024
Women					
Unemployed population					
Including looking for a job, months:	107.9	112.0	111.2	72.8	66.1
less than 1 month	25.7	21.8	24.1	16.4	18.9
over 1 to 3 months	34.1	33.8	32.1	19.9	18.7
over 3 to 6 months	25.4	27.9	26.5	18.5	16.3
over 6 to 12 months	12.8	15.1	13.0	11.4	6.6
from a year or more	10.0	13.3	15.6	6.6	5.6

7.5 Persons not included in the labor force aged 15-34 years old for reasons of inactivity

thousand people

	2020	2021	2022	2023	2024
All population					
Persons not included in the labor force, thousand people Includingfor reasons:					
study (daytime)	1 524.2	1 539.2	1 605.4	1 682.2	1 659.2
housekeeping	1 193.0	1 189.0	1 293.2	1 417.9	1 423.1
for health reasons	108.7	115.7	95.0	75.6	82.2
other reasons	67.1	79.3	90.7	81.2	59.7
	155.3	155.2	126.5	107.5	94.2
Men					
Persons not included in the labor force, thousand people Includingfor reasons:					
study (daytime)	655.7	652.8	708.4	744.6	760.8
housekeeping	570.2	565.1	628.8	681.0	709.3
for health reasons	14.5	18.2	13.3	8.3	7.5
other reasons	28.0	29.1	36.0	33.8	21.5
	43.0	40.3	30.4	21.6	22.4
Women					
Persons not included in the labor force, thousand people Includingfor reasons:					
study (daytime)	868.5	886.4	896.9	937.5	898.4
housekeeping	622.8	623.9	664.4	736.8	713.7
for health reasons	94.3	97.4	81.7	67.4	74.6
other reasons	39.1	50.2	54.7	47.4	38.2
	112.4	114.9	96.2	85.9	71.9

7.6 Labor force of the population aged 15-34

	Labor force, thousand people	Including		Unemployment rate, in percentage	Persons not included in the labor force, thousand people
		employed	unemployed		
2020					
Republic of Kazakhstan	3 897.9	3 698.5	199.4	5.1	1 524.2
Abay	-	-	-	-	-
Akmola	152.9	145.7	7.2	4.7	48.0
Aktobe	189.6	180.1	9.5	5.0	75.2
Almaty	439.4	418.6	20.9	4.7	121.4
Atyrau	145.5	137.7	7.8	5.4	43.5
Batys Kazakhstan	129.3	123.6	5.7	4.4	58.1
Zhambyl	241.2	230.5	10.8	4.5	72.4
Zhetisu	-	-	-	-	-
Karagandy	256.3	244.0	12.2	4.8	129.3
Kostanay	175.8	165.5	10.3	5.8	70.4
Kyzylorda	154.7	144.1	10.6	6.9	80.8
Mangystau	154.8	147.5	7.3	4.7	52.5
Pavlodar	144.2	136.3	7.8	5.4	57.8
Soltustik Kazakhstan	106.8	100.8	6.0	5.6	32.3
Turkistan	386.1	368.7	17.4	4.5	205.5
Ulytau	-	-	-	-	-
Shygys Kazakhstan	296.6	282.4	14.2	4.8	66.0
Astana city	268.6	256.7	11.9	4.4	87.4
Almaty city	450.9	422.0	28.9	6.4	194.5
	205.3	194.3	10.9	5.3	129.1
2021					
Republic of Kazakhstan	3 834.6	3 634.2	200.4	5.2	1 539.2
Abay	-	-	-	-	-

Continuation

	Labor force, thousand people	Including		Unemployment rate, in percentage	Persons not included in the labor force, thousand people
		employed	unemployed		
Akmola	147.9	140.9	7.1	4.8	49.4
Aktobe	189.9	181.3	8.6	4.5	70.5
Almaty	422.3	399.2	23.1	5.5	126.1
Atyrau	145.6	138.4	7.1	4.9	43.2
Batys Kazakhstan	126.1	120.0	6.1	4.8	57.4
Zhambyl	238.9	226.9	12.1	5.1	74.0
Zhetisu	-	-	-	-	-
Karagandy	255.6	243.2	12.5	4.9	122.3
Kostanay	168.4	159.2	9.2	5.5	71.0
Kyzylorda	151.9	142.0	9.9	6.5	82.2
Mangystau	170.0	159.9	10.1	5.9	38.3
Pavlodar	139.2	132.7	6.5	4.7	57.4
Soltustik Kazakhstan	103.8	98.6	5.2	5.0	33.7
Turkistan	375.1	358.0	17.1	4.6	218.5
Ulytau	-	-	-	-	-
Shygys Kazakhstan	285.8	271.1	14.7	5.2	67.0
Astana city	262.6	249.0	13.6	5.2	95.4
Almaty city	448.2	420.8	27.3	6.1	198.6
Shymkent city	203.3	193.0	10.4	5.1	134.2
2022					
Republic of Kazakhstan	3761.8	3 569.4	192.4	5.1	1 605.4
Abay	125.5	119.7	5.8	4.6	20.8
Akmola	153.5	146.8	6.7	4.3	49.5
Aktobe	182.2	173.1	9.1	5.0	71.0
Almaty	294.9	278.0	16.9	5.7	99.8
Atyrau	146.0	140.3	5.7	3.9	48.1
Batys Kazakhstan	120.2	114.6	5.6	4.7	59.1
Zhambyl	242.5	227.6	14.8	6.1	85.8
Zhetisu	131.9	125.2	6.8	5.1	46.2
Karagandy	198.2	190.1	8.0	4.1	98.5
Kostanay	145.9	138.5	7.5	5.1	68.0
Kyzylorda	143.4	134.5	8.9	6.2	82.8
Mangystau	177.0	166.0	11.0	6.2	35.3
Pavlodar	132.3	124.7	7.6	5.8	54.5
Soltustik Kazakhstan	93.7	89.3	4.5	4.8	36.4
Turkistan	368.3	351.1	17.2	4.7	228.4
Ulytau	41.3	39.9	1.4	3.3	17.3
Shygys Kazakhstan	139.7	132.0	7.8	5.6	30.4
Astana city	286.3	273.1	13.2	4.6	123.3
Almaty city	436.8	411.8	25.0	5.7	198.0
Shymkent city	202.2	193.1	9.0	4.5	152.1
2023					
Republic of Kazakhstan	3 685.7	3 555.8	129.9	3.5	1 682.2
Abay	115.3	112.1	3.1	2.7	27.6
Akmola	139.5	134.9	4.6	3.3	58.9
Aktobe	175.5	171.1	4.4	2.5	75.4
Almaty	297.3	288.0	9.3	3.1	98.1
Atyrau	147.2	143.4	3.8	2.6	46.4
Batys Kazakhstan	118.0	113.5	4.5	3.8	58.5
Zhambyl	253.8	245.9	8.0	3.1	73.7
Zhetisu	115.9	111.5	4.4	3.8	57.5
Karagandy	180.3	174.8	5.5	3.0	111.7
Kostanay	141.0	136.7	4.3	3.1	67.4
Kyzylorda	147.2	142.0	5.2	3.5	80.7
Mangystau	170.6	163.6	7.0	4.1	45.5
Pavlodar	131.9	128.5	3.5	2.6	51.2
Soltustik Kazakhstan	84.1	80.1	4.0	4.8	42.3
Turkistan	359.1	349.0	10.1	2.8	244.4
Ulytau	39.9	38.4	1.5	3.7	16.9
Shygys Kazakhstan	126.9	122.5	4.3	3.4	38.6
Astana city	299.2	287.3	12.0	4.0	120.9
Almaty city	452.1	428.7	23.4	5.2	198.6
Shymkent city	191.0	183.9	7.1	3.7	167.9
2024					
Republic of Kazakhstan	3 747.4	3 629.4	118.0	3.1	1 659.2
Abay	116.2	113.2	3.0	2.6	26.1

	Continuation					
	Labor force, thousand people	Including		Unemployment rate, in percentage	Persons not included in the labor force, thousand people	
		employed	unemployed			
Akmola	137.4	133.1	4.3	3.1		59.4
Aktobe	180.8	176.8	4.1	2.2		68.7
Almaty	303.1	293.9	9.2	3.0		97.3
Atyrau	154.7	150.9	3.9	2.5		39.1
Batys Kazakhstan	115.9	111.5	4.4	3.8		59.5
Zhambyl	249.7	242.3	7.4	3.0		81.3
Zhetisu	109.6	106.7	2.9	2.7		64.4
Karagandy	185.5	179.8	5.8	3.1		103.5
Kostanay	142.2	138.3	4.0	2.8		62.4
Kyzylorda	149.5	144.4	5.1	3.4		79.5
Mangystau	170.9	165.5	5.4	3.1		49.3
Pavlodar	130.2	126.8	3.5	2.7		50.9
Soltustik Kazakhstan	85.2	82.1	3.1	3.7		38.4
Turkistan	385.0	377.3	7.8	2.0		228.0
Ulytau	36.3	35.0	1.2	3.4		20.6
Shygys Kazakhstan	127.1	122.9	4.2	3.3		36.8
Astana city	296.4	285.0	11.5	3.9		137.7
Almaty city	462.4	442.2	20.2	4.4		200.8
Shymkent city	209.2	202.0	7.2	3.4		155.4

7.7 Share of youth «NEET» (15-34 years old)

	in percent				
	2020	2021	2022	2023	2024
Republic of Kazakhstan	7.0	6.8	6.4	7.3	6.5
Abay	-	-	4.7	5.6	4.4
Akmola	7.5	8.0	5.5	6.8	5.6
Aktobe	8.1	7.3	7.0	6.7	6.1
Almaty	7.2	6.6	6.9	7.0	6.8
Atyrau	5.5	5.5	5.5	5.7	5.6
Batys Kazakhstan	3.1	3.1	2.8	4.8	5.1
Zhambyl	6.4	7.1	16.3	6.9	6.8
Zhetisu	-	-	5.5	6.8	7.8
Karagandy	11.5	9.7	8.5	10.2	8.9
Kostanay	5.3	4.9	4.8	5.7	5.2
Kyzylorda	8.3	7.9	7.8	7.5	7.5
Mangystau	7.7	7.2	7.7	11.7	11.6
Pavlodar	4.9	4.9	4.8	5.3	5.3
Soltustik Kazakhstan	6.8	6.5	7.2	8.3	7.4
Turkistan	8.0	8.5	7.6	10.4	6.4
Ulytau	-	-	11.8	9.9	10.5
Shygys Kazakhstan	6.4	6.2	6.0	4.9	4.1
Astana city	6.7	6.9	6.9	6.1	6.2
Almaty city	6.0	6.0	5.9	7.4	6.4
Shymkent city	7.5	6.6	5.9	5.7	5.5

8. Criminality*

8.1 Underage delinquency at the age of 14-17 years old for certain types of crimes

	units				
	2020	2021	2022	2023	2024
Registered crimes committed by underages or with their complicity of them:	1 873	1 529	1735	1925	1890
revious	46	62	37	73	130
grave	704	561	766	870	664
their share in the total number (percentage)	40.1	40.7	46.2	48.9	42.1
certain types of crimes committed by underages and (or) with their complicity:					
murder	22	11	11	15	12
deliberate infliction of grievous bodily harm	80	60	54	62	70
rape	7	24	6	18	26
robbery with violence	6	8	6	12	9
robbery	154	118	154	160	161
theft	849	654	782	868	715
extortion	16	12	21	40	52
intentional destruction or damage to property	4	-	1	2	2
frauding	154	86	166	167	108
unlawful seizure of a car or other vehicle without the purpose of theft (hijacking)	80	71	83	78	75
illegal acquisition, transfer, sale, storage, transportation or carrying of weapons, ammunition, explosives and explosive devices	9	11	27	11	19
theft or extortion of weapons, ammunition, explosives and explosive devices	1	-	6	-	1
illegal circulation of narcotic drugs, psychotropic substances or their analogues, as well as violation of the rules for the circulation of narcotic drugs or psychotropic substances	13	30	32	36	70

*According to the Committee on Legal Statistics and Special Accounts of the General Prosecutor's Office of the Republic of Kazakhstan.

8.2 Characteristics of underages aged 14-17 years old who have committed crimes

	people				
	2020	2021	2022	2023	2024
Underages who committed crimes identified, Total	1 847	1 515	1581	1823	1950
share in the total number of persons who committed crimes, in percentage	2.4	2.3	2.5	3.1	3.2
of the total number of underages who have committed crimes:					
by genders:					
Womens	149	119	108	116	121
proportion, in percentage	8.1	7.9	6.8	6.3	6.2
Mens	1 698	1 396	1473	1707	1829
proportion, in percentage	91.9	92.1	93.1	93.7	93.7
by age:					
14-15 years old	348	280	296	357	391
proportion, in percentage	18.8	18.5	18.7	19.6	20
16-17 years old	1 499	1 235	1285	1466	1559
proportion, in percentage	81.2	81.5	81.2	80.4	79.9
persons previously committed crimes	243	156	110	118	111
proportion, in percentage	13.2	10.3	6.9	6.4	5.6
committed a crimes:					
In group - Total	619	454	456	560	729
proportion, in percentage	33.5	30.0	28.8	30.7	37.3
intoxicated:					
alcoholic	50	43	30	50	48
proportion, in percentage	2.7	2.8	1.8	2.7	2.4
narcotic and toxic	4	4	1	2	2
proportion, in percentage	0.2	0.3	0.06	0.1	0.1

8.3 Number of underages aged 14-17 years old who have committed crimes in a state of alcoholic, drug and toxic intoxication

	2020		2021		2022		2023		2024	
	boys	girls	boys	girls	boys	girls	boys	girls	boys	girls
Total	3	47	2	45	2	29	2	50	2	46
Including:										
up to 14	-	-	-	-	-	-	-	-	-	2
14-15	1	9	-	5	-	3	-	6	1	21
16-17	2	38	2	40	2	26	2	44	1	23

8.4 Number of crimes committed by underages aged 14-17 years old and (or) with their complicity

	2020	2021	2022	2023	2024	people
Republic of Kazakhstan	1 873	1529	1 735	1 925	1890	
Abay	-	-	12	56	42	
Akmola	109	72	80	56	67	
Aktobe	96	77	82	128	100	
Almaty	166	123	163	112	96	
Atyrau	68	41	79	80	69	
Batys Kazakhstan	88	89	96	127	112	
Zhambyl	111	86	135	93	98	
Zhetisu	-	-	9	25	46	
Karagandy	98	107	104	92	105	
Kostanay	110	86	69	60	38	
Kyzylorda	65	68	38	68	65	
Mangystau	43	40	76	67	49	
Pavlodar	45	30	39	34	55	
Soltustik Kazakhstan	44	38	29	50	48	
Turkistan	159	142	154	152	152	
Ulytau	-	-	1	15	20	
Shygys Kazakhstan	167	139	139	78	65	
Astana city	142	115	143	234	254	
Almaty city	190	141	185	244	222	
Shymkent city	151	119	90	133	165	
Transport region	16	13	11	15	16	
Committed by military personnel	0	0	0	3	2	
Special facility (Baikonur)	5	3	1	3	4	

8.5 Number of convicted persons aged 14-17 years old for certain types of crimes (according to sentences that have entered into legal force)

	2020	2021	2022	2023	2024	people
Convicted persons aged 14-17 years old - Total	396	384	397	532	626	
Including convicted of:						
murder	9	19	8	11	13	
deliberate infliction of grievous bodily harm	73	70	54	61	76	
rape	3	6	10	9	12	
theft	131	136	138	207	174	
robbery	63	49	53	66	79	
robbery with violence	9	2	5	10	12	
extortion	-	5	10	6	29	
illegal actions and violation of the rules for handling narcotic drugs and psychotropic substances	14	11	23	21	47	

8.6 Number of underages aged 14-17 years old, victims of crimes committed

	people				
	2020	2021	2022	2023	2024
Victims aged 14-17 years old - Total	1 193	1 366	1326	1632	2293
of them:					
especially grave	170	182	158	209	233
grievous	230	233	253	340	527
their proportion in the total number (percentage)	33.5	30.3	30.9	33.6	33.1
Including by type of crime:					
murder	10	4	12	7	11
deliberate infliction of grievous bodily harm	37	43	32	50	57
rape	95	106	89	118	133
robbery	1	4	4	2	4
robbery with violence	62	86	114	116	126
theft	140	134	159	134	124
extortion	23	24	23	44	81
frauding	73	91	112	120	118
hooliganism	119	128	96	147	219
violation of traffic rules or the operation of vehicles by persons driving vehicles	86	135	149	279	288
sexual intercourse or other acts of a sexual nature with a person under sixteen years old	295	324	260	235	268

8.7 Number of persons aged 18-34 years old who have committed crimes, by type of crime

	people				
	2020	2021	2022	2023	2024
Total of them committed crimes:	42 378	34 670	33 595	30 831	31 535
especially grave	755	934	883	961	1227
grievous	9 480	8 722	9 589	8 595	8 059
their share in the total number (percentage)					
certain types of crimes committed by underages and (or) with their complicity:	376	357	302	258	238
murder	1 005	826	821	817	690
deliberate infliction of grievous bodily harm	261	181	52	103	142
rape	242	204	161	101	92
robbery with violence	1 862	1 393	1373	1262	844
robbery	15 993	11 826	11 420	9 803	7 163
theft	188	164	217	240	261
extortion	56	46	48	39	31
intentional destruction or damage to property	4 461	3 933	4 020	4 483	4 119
frauding	972	810	658	583	530
unlawful seizure of a car or other vehicle without the purpose of theft (hijacking)	243	262	313	248	345
illegal acquisition, transfer, sale, storage, transportation or carrying of weapons, ammunition, explosives and explosive devices	19	9	114	19	5
illegal circulation of narcotic drugs, psychotropic substances or their analogues, as well as violation of the rules for the circulation of narcotic drugs or psychotropic substances	2 593	2 191	2 082	2 240	2 295

8.8 Characteristics of persons who committed crimes at the age of 18-34 years old

	people				
	2020	2021	2022	2023	2024
Identified persons who committed crimes, Total	76 519	64 111	61 583	57 224	60 559
Proportion in the total number of persons who committed crimes, in percentage	55,3	54,1	54,5	53,9	52,1
of the total number of those who committed crimes at the age of 18-34 years old:	42 378	34 670	33 595	30 831	31 535

	Continuation				
	2020	2021	2022	2023	2024
by gender:					
Womens	4 850	4 068	3 780	3 734	4 322
proportion, in percentage	18,5	11,7	11,3	12,1	13,7
Mens	34 528	30 601	29 815	27 096	27 213
proportion, in percentage	81,5	88,3	88,7	87,9	86,2
by age:					
18-20 years old	4 463	3 777	4 225	4 153	4 574
proportion, in percentage	10,5	10,9	12,6	13,5	14,5
21-28years old	20 571	16 451	15 738	14 064	13 625
proportion, in percentage	48,5	47,5	46,8	45,6	43,3
29-34 years old	17 344	14 442	13 632	12 614	13 305
proportion, in percentage	40,9	41,6	40,6	40,9	42,1

8.9 Number of persons aged 18-34 years old who have committed crimes

	people				
	2020	2021	2022	2023	2024
Republic of Kazakhstan	42 378	34 670	33 595	30 831	31 535
Abay	-	-	184	607	671
Akmola	2 391	1 702	1 566	1 364	1 338
Aktobe	1 866	1 623	1 516	1 206	1 282
Almaty	4 039	3 278	2 679	1 773	1 739
Atyrau	1 283	1 082	1 044	971	1 041
Batys Kazakhstan	2 080	1 761	1 547	1 205	1 285
Zhambyl	2 026	1 602	1 476	1 398	1 317
Zhetisu	-	-	346	921	854
Karagandy	2 658	2 097	1 650	1 421	1 460
Kostanay	2 286	1 616	1 436	1 123	1 105
Kyzylorda	1 044	848	860	820	863
Mangystau	1 689	1 448	1 292	1 086	1 374
Pavlodar	1 672	1 443	1 245	1 168	1 105
Soltustik Kazakhstan	1 632	1 197	1 215	931	1 003
Turkistan	2 277	1 914	1 943	1 737	1 924
Ulytau	-	-	75	303	393
Shygyz Kazakhstan	3 550	2 618	1 881	1 123	1 008
Astana city	4 052	3 475	3 928	3 595	3 658
Almaty city	5 069	4 451	5 006	5 322	5 102
Shymkent city	1 871	1 606	1 951	2 056	2 284
Transport region	573	612	468	448	416
Committed by military personnel	178	205	201	174	249
Special facility (Baikonur)	142	92	86	79	64

8.10 Number of convicted persons aged 18-34 years old for certain types of crimes (according to sentences that have entered into legal force)

	people				
	2020	2021	2022	2023	2024
Convicted persons aged 18-34 years old – Total	16 495	16 236	15 522	16 405	16 509
Including:					
murder	274	304	210	183	200
deliberate infliction of grievous bodily harm	957	854	781	774	731
rape	151	132	126	96	89
frauding	1 103	1 495	1 533	2 168	2 343
theft	4 722	4 850	5 123	4 954	4 252
robbery with violence	1 027	834	836	972	890
robbery	254	161	127	110	107
extortion	98	145	137	152	325
unlawful seizure of a vehicle without the purpose of theft (hijacking)	113	135	133	163	188
illegal actions and violation of the rules for handling narcotic drugs and psychotropic substances	2 288	1 932	1 692	1 897	2 135

8.11 Number of victims aged 18-34 years from committed crimes

	people				
	2020	2021	2022	2023	2024
Victims 18-34 years old - Total	55 230	52 848	52 072	43 419	41 075
of them:					
especially grave	295	282	243	192	228
grievous	13 690	12 852	14 538	19 835	12 130
their proportion in the total number (percentage)	25,3	24,8	28,4	46,1	26,2
Including by types of crime:					
murder	266	246	192	160	145
deliberate infliction of grievous bodily harm	736	665	613	670	545
rape	226	196	139	115	113
robbery	91	108	62	50	58
robbery with violence	1270	1082	1 002	842	672
theft	23 882	20 289	21 296	14 974	10 662
extortion	165	167	227	313	418
frauding	15 701	18 290	17 958	16 981	15 730
hooliganism	1 319	1 319	1 158	817	1 150
violation of traffic rules or the operation of vehicles by persons					
driving vehicles	916	1 017	1158	1137	1 239
unlawful seizure of a car or other vehicle without the purpose of theft	726	672	603	534	446

9. Education

9.1 The age composition of students in organizations of technical and vocational. post-secondary education at the beginning of the 2024-2025 academic year

	Total students	Of them by age																				people																				
		14 years		15 years		16 years		17 years		18 years		19 years		20 years		21 years		22 years		23 years			24 years		25 years		26 years		27 years		28 years		29 years		34 years							
		old	new	old	new	old	new	old	new	old	new	old	new	old	new	old	new	old	new	old	new		old	new	old	new	old	new	old	new	old	new	old	new								
Both genders																																										
Republic of Kazakhstan	523 020	2 227	61 413	110 362	128 541	100 025	47 842	18 223	7 791	4 964	4 020	3 676	3 215	3 327	3 310	3 345	3 630	17 109	18 937	162	2 228	3 421	4 255	100 025	47 842	18 223	7 791	4 964	4 020	3 676	3 215	3 327	3 310	3 345	3 630	17 109						
Abay	18 937	162	2 228	3 421	4 255	3 530	1 627	658	357	264	222	184	175	207	184	216	165	1 082																								
Akmola	18 774	103	1 434	4 037	4 431	4 177	2 370	855	219	131	73	87	73	63	75	74	84	488																								
Aktobe	27 106	245	3 211	4 744	5 991	5 046	2 728	927	384	293	264	436	263	267	283	305	298	1 421																								
Almaty	18 306	101	2 033	4 133	4 574	3 514	1 605	617	242	171	126	101	100	87	86	111	116	589																								
Atyrau	19 229	2	2 555	3 985	5 805	3 487	1 684	493	164	115	104	85	66	65	77	86	92	364																								
Batys Kazakhstan	14 212	-	1 513	2 581	3 435	2 558	1 421	556	226	164	154	111	122	134	151	136	129	821																								
Zhambyl	26 712	114	3 684	5 891	6 388	4 985	2 388	939	406	270	192	191	147	126	103	158	156	574																								
Zhetisu	12 786	20	1 257	2 456	3 097	2 478	1 081	546	273	163	124	122	111	117	105	109	90	637																								
Karagandy	32 202	80	3 817	6 471	7 737	6 007	2 952	1 256	662	431	410	261	269	228	184	147	352	938																								
Kostanay	20 384	550	2 808	4 769	5 023	3 595	1 577	477	190	117	112	106	95	107	89	98	110	561																								
Kyzylorda	19 387	2	2 811	4 322	4 971	3 372	1 490	517	181	165	138	133	102	127	131	116	129	680																								
Mangystau	20 892	4	2 675	4 123	4 980	4 131	1 849	761	336	203	162	174	113	161	140	153	148	779																								
Pavlodar	20 895	149	1 908	4 675	5 080	4 404	2 234	677	237	133	107	79	75	97	100	90	129	721																								
Soltustik Kazakhstan	10 246	156	1 144	2 086	2 405	1 879	1 006	379	168	115	83	72	63	72	52	54	96	416																								
Turkistan	40 772	76	4 493	7 235	8 919	6 819	3 649	1 940	1 012	637	556	514	492	494	558	544	548	2 286																								
Ulytau	5 707	6	884	1 253	1 378	1 000	339	84	71	52	49	43	43	56	45	53	61	290																								
Shygyz Kazakhstan	18 524	58	1 691	3 899	4 377	3 816	2 212	711	318	183	114	88	91	73	106	103	107	577																								
Astana city	38 086	172	5 456	10 056	10 239	6 919	2 597	879	336	148	108	123	81	114	126	96	96	540																								
Almaty city	87 227	193	10 669	20 523	22 958	17 826	7 647	2 489	982	532	398	306	315	346	265	263	236	1 279																								
Shymkent city	52 636	34	5 142	9 702	12 498	10 482	5 386	2 462	1 027	677	524	460	419	386	450	433	488	2 066																								
Men																																										
Republic of Kazakhstan	277 804	1 130	34 886	63 090	70 930	52 297	23 583	8 655	3 971	2 477	1 930	1 567	1 452	1 366	1 316	1 269	1 434	6 451																								
Abay	10 081	103	1 238	1 917	2 324	1 855	862	381	224	153	123	95	80	93	73	90	66	404																								
Akmola	10 539	64	757	2 258	2 444	2 319	1 369	526	139	78	42	45	43	34	44	41	45	291																								
Aktobe	14 388	146	1 816	2 680	3 264	2 654	1 410	506	219	155	143	127	123	113	127	135	132	638																								
Almaty	9 291	47	1 175	2 274	2 500	1 742	725	267	109	60	47	39	36	26	32	30	45	137																								
Atyrau	10 595	1	1 534	2 579	2 996	1 922	787	255	96	57	60	36	25	26	23	29	30	139																								
Batys Kazakhstan	7 530	-	937	1 515	1 976	1 268	601	274	123	99	90	52	57	54	66	56	47	315																								
Zhambyl	14 067	41	2 109	3 180	3 453	2 517	1 163	462	230	146	100	103	84	62	43	55	70	249																								
Zhetisu	6 253	9	636	1 388	1 595	1 121	415	202	131	78	70	56	47	58	43	47	32	234																								
Karagandy	17 241	40	2 072	3 639	4 212	3 227	1 536	567	348	225	197	128	142	115	112	84	144	453																								
Kostanay	10 743	220	1 362	2 611	2 743	1 962	831	254	107	67	62	49	50	48	40	40	42	255																								

Continuation

	Total students	Of them by age																																	
		14 years		15 years		16 years		17 years		18 years		19 years		20 years		21 years		22 years		23 years		24 years		25 years		26 years		27 years		28 years		29 years		34 years	
		old	new	old	new	old	new	old	new	old	new	old	new	old	new	old	new	old	new	old	new	old	new	old	new	old	new	old	new	old	new	old	new		
Kyzylorda	10 465	1	1 629	2 586	2 831	1 780	763	209	77	75	54	43	32	44	45	36	49	211																	
Mangystau	11 153	1	1 596	2 463	2 893	2 065	826	296	135	96	62	75	54	66	53	66	76	330																	
Pavlodar	11 539	82	1 075	2 592	2 850	2 428	1 224	339	126	85	52	48	47	51	46	52	74	368																	
Soltustik																																			
Kazakhstan	5 470	99	661	1 152	1 280	945	484	223	106	66	46	36	39	38	22	31	54	188																	
Turkistan	22 726	53	3 105	4 868	5 513	3 724	1 701	883	523	300	229	196	203	176	186	169	177	720																	
Ulytau	3 236	1	543	762	797	502	164	56	46	33	29	25	22	26	22	28	26	154																	
Shygyz Kazakhstan	10 014	26	880	2 074	2 436	1 981	1 276	362	171	100	60	53	54	45	55	53	70	318																	
Astana city	19 511	95	2 890	5 466	5 507	3 413	1 136	339	142	82	53	51	30	42	48	33	39	145																	
Almaty city	45 884	78	5 648	11 173	12 582	9 641	4 020	1 188	437	218	173	100	107	97	83	50	45	244																	
Shymkent city	27 078	23	3 223	5 913	6 734	5 140	2 290	1 066	482	304	238	210	177	152	144	171	171	658																	
Republic of Kazakhstan	245 216	1 097	26 527	47 272	57 611	47 728	24 259	9 568	3 820	2 487	2 090	2 109	1 763	1 961	1 994	2 076	2 196	10 658																	
Abay	8 856	59	990	1 504	1 931	1 675	765	277	133	111	99	89	95	114	111	126	99	678																	
Akmola	8 235	39	677	1 779	1 987	1 858	1 001	329	80	53	31	42	30	29	31	33	39	197																	
Aktobe	12 718	99	1 395	2 064	2 727	2 392	1 318	421	165	138	121	309	140	154	156	170	166	783																	
Almaty	9 015	54	858	1 859	2 074	1 772	880	350	133	111	79	62	64	61	54	81	71	452																	
Atyrau	8 634	1	1 021	1 406	2 809	1 565	897	238	68	58	44	49	41	39	54	57	62	225																	
Batys Kazakhstan	6 682	-	576	1 066	1 459	1 290	820	282	103	65	64	59	65	80	85	80	82	506																	
Zhambyl	12 645	73	1 575	2 711	2 935	2 468	1 225	477	176	124	92	88	63	64	60	103	86	325																	
Zhetisu	6 533	11	621	1 068	1 502	1 266	666	344	142	85	54	66	64	59	62	62	58	403																	
Karagandy	14 961	40	1 745	2 832	3 525	2 780	1 416	689	314	206	213	133	127	113	72	63	208	485																	
Kostanay	9 641	330	1 446	2 158	2 280	1 633	746	223	83	50	50	57	45	59	49	58	68	306																	
Kyzylorda	8 922	1	1 182	1 736	2 140	1 592	727	308	104	90	84	90	70	83	86	80	80	469																	
Mangystau	9 739	3	1 079	1 660	2 087	2 066	1 023	465	201	107	100	99	59	95	87	87	72	449																	
Pavlodar	9 356	67	833	2 083	2 230	1 976	1 010	338	111	48	55	31	28	46	54	38	55	353																	
Soltustik																																			
Kazakhstan	4 776	57	483	934	1 125	934	522	156	62	49	37	36	24	34	30	23	42	228																	
Turkistan	18 046	23	1 388	2 367	3 406	3 095	1 948	1 057	489	337	327	318	289	318	372	375	371	1 566																	
Ulytau	2 471	5	341	491	581	498	175	28	25	19	20	18	21	30	23	25	35	136																	
Shygyz Kazakhstan	8 510	32	811	1 825	1 941	1 835	936	349	147	83	54	35	37	28	51	50	37	259																	
Astana city	18 575	77	2 566	4 590	4 732	3 506	1 461	540	194	66	55	72	51	72	78	63	57	395																	
Almaty city	41 343	115	5 021	9 350	10 376	8 185	3 627	1 301	545	314	225	206	208	249	182	213	191	1 035																	
Shymkent city	25 558	11	1 919	3 789	5 764	5 342	3 096	1 396	545	373	286	250	242	234	297	289	317	1 408																	

Women

9.2 The age composition of students in organizations of technical, vocational and post-secondary education at the beginning of the 2024-2025 academic year

	Total students	Including												people								
		basic secondary education						general secondary education							technical and vocational, post-secondary education							
		14-15 years old	16 years old	17-18 years old	19 years old	20-24 years old	25-29 years old	30-34 years old	14-15 years old	16 years old	17-18 years old	19 years old	20-24 years old		25-29 years old	30-34 years old	14-15 years old	16 years old	17-18 years old	19 years old	20-24 years old	25-29 years old
Both genders																						
Republic of Kazakhstan	522 996	63 488	108 813	185 190	25 402	12 593	4 699	4 316	152	1 525	40 667	20 527	22 622	8 918	9 635	-	24	2 709	1 913	3 459	3 210	3 158
Abay	18 927	2 390	3 369	6 101	709	419	321	346	-	42	1 463	801	929	475	577	-	10	221	117	337	151	159
Akmola	18 774	1 537	3 992	7 647	1 713	583	72	58	-	45	907	533	501	193	278	-	-	54	124	281	104	152
Aktobe	27 106	3 387	4 435	7 809	1 066	466	227	281	69	309	3 223	1 655	1 824	1 141	1 081	-	-	5	7	14	48	59
Almaty	18 306	2 134	4 104	7 144	902	366	127	86	-	29	872	616	775	299	410	-	-	72	87	116	74	93
Atyrau	19 229	2 557	3 963	6 403	687	208	110	62	-	22	2 841	982	717	244	260	-	-	48	15	36	32	42
Batys Kazakhstan	14 211	1 513	2 578	4 524	532	305	191	224	-	2	1 327	830	745	318	409	-	1	1 42	59	161	163	188
Zhambyl	26 712	3 794	5 789	10 011	1 649	916	298	228	4	102	1 348	737	1 040	310	287	-	-	14	2	42	82	59
Zhetisu	12 785	1 277	2 430	4 097	574	496	233	275	-	25	1 222	459	620	211	257	-	1	256	48	112	88	105
Karagandy	32 202	3 848	6 390	11 806	1 816	1 270	231	147	49	81	1 695	916	1 409	666	553	-	-	243	220	341	283	238
Kostanay	23 978	3 358	4 656	7 373	947	359	168	206	-	113	1 139	550	519	213	274	-	-	106	80	124	118	81
Kyzylorda	23 245	2 799	4 309	7 232	726	310	127	130	14	13	1 051	736	706	273	392	-	-	60	28	118	205	158
Mangystau	21 059	2 676	4 103	7 768	1 086	595	348	358	3	20	1 267	715	941	329	377	-	-	76	48	100	38	44
Pavlodar	19 684	2 057	4 661	8 629	1 646	482	166	225	-	14	809	512	696	286	437	-	-	46	76	55	39	59
Southwest Kazakhstan	9 027	1 290	2 018	3 610	591	429	208	204	10	67	618	357	306	108	169	-	1	56	58	82	21	43
Turkistan	34 191	4 568	7 156	11 392	1 356	1 381	749	585	1	79	4 300	2 197	3 007	1 600	1 411	-	-	46	96	271	287	290
Ulytau	8 482	890	1 252	2 123	195	112	86	137	-	1	204	116	129	104	99	-	-	51	28	58	68	54
Shyrgyz Kazakhstan	25 901	1 749	3 875	7 062	1 429	562	123	117	-	20	980	618	713	248	320	-	4	151	165	139	109	140
Astana city	44 370	5 628	10 002	14 964	1 486	497	188	126	-	51	1 973	1 045	943	135	205	-	3	221	66	154	190	209
Almaty city	80 619	10 861	20 258	34 181	4 184	1 503	263	194	1	261	5 927	2 970	2 644	525	588	-	4	676	493	560	637	497
Shymkent city	44 188	5 175	9 473	15 314	2 108	1 334	463	327	1	229	7 501	3 182	3 458	1 240	1 251	-	-	165	96	358	473	488
Men																						
Republic of Kazakhstan	278 693	35 972	62 379	104 419	14 106	6 773	2 046	1 814	44	695	17 068	8 090	10 100	3 953	3 845	-	16	1 740	1 387	1 727	1 727	792
Abay	10 258	1 341	1 879	3 327	390	227	128	134	-	28	728	393	506	208	221	-	10	124	79	243	243	49
Akmola	10 680	821	2 217	4 243	1 043	373	29	17	-	41	478	236	257	119	188	-	-	42	90	200	200	86
Aktobe	14 384	1 949	2 540	4 362	654	244	85	140	13	140	1 551	749	903	538	481	-	-	5	7	3	3	17
Almaty	9 321	1 222	2 266	3 900	450	202	46	15	-	8	293	203	279	112	116	-	-	49	72	41	41	6
Atyrau	10 613	1 535	2 575	4 000	454	141	41	25	-	4	872	318	341	88	100	-	--	46	15	22	22	14
Batys Kazakhstan	7 571	937	1 513	2 616	263	170	75	93	-	1	589	300	363	141	142	-	1	39	38	105	105	80
Zhambyl	14 061	2 149	3 132	5 394	910	561	165	131	1	48	563	252	468	131	110	-	-	13	1	12	12	8
Zhetisu	6 283	645	1 377	2 120	252	261	104	123	-	11	517	147	216	93	69	-	-	170	34	60	60	42
Karagandy	17 279	2 110	3 603	6 477	922	600	98	50	2	36	780	447	673	345	271	-	-	182	167	192	192	132
Kostanay	14 364	1 582	2 592	4 239	575	202	79	93	-	19	427	210	245	76	109	-	-	39	46	92	92	53
Kyzylorda	14 315	1 616	2 575	4 045	434	164	54	53	14	11	514	310	259	109	114	-	-	52	19	35	35	44
Mangystau	11 331	1 595	2 456	4 417	559	305	159	182	2	7	481	240	340	148	137	-	-	60	27	19	19	11

9.3 Age composition of students of higher education organizations at the beginning of the 2024-2025 academic year

people

	Number of students, Total	Of them by age																																			
		17 years old		18 years old		19 years old		20 years old		21 years old		22 years old		23 years old		24 years old		25 years old		26 years old		27 years old		28 years old		29 years old		30 years old		31 years old		32 years old		33 years old		34 years old	
		old	old	old	old	old	old	old	old	old	old	old	old	old	old	old	old	old	old	old	old	old	old	old	old	old	old	old	old	old	old	old	old	old	old		
Both genders																																					
Republic of Kazakhstan	600 915	74 199	116 146	118 700	113 100	65 488	33 160	20 470	13 316	8 423	6 827	5 662	4 849	4 470	5 040	3 700	2 729	2 355	2 281																		
Abay	17 492	2 383	2 634	2 820	1 987	1 288	1 004	950	784	440	384	236	234	249	213	224	174	215																			
Akmola	11 061	1 283	2 133	2 207	1 294	513	303	208	109	88	87	85	76	75	76	71	70	47																			
Aktobe	23 485	3 092	4 962	4 640	4 423	2 286	1 332	737	488	260	214	163	146	175	108	107	121	120	111																		
Almaty	8 411	1 529	1 960	1 904	1 819	732	252	131	45	21	6	4	2	1	1	1	1	2																			
Atyrau	9 942	1 111	1 954	2 388	2 140	961	357	176	116	78	87	69	71	61	71	69	77	83	73																		
Batys																																					
Kazakhstan	22 555	1 488	2 614	3 245	3 793	2 606	1 380	1 159	922	799	771	806	491	524	521	380	354	361	341																		
Zhambyl	17 780	2 005	3 189	3 760	3 643	2 008	837	523	324	312	235	200	195	126	99	88	80	78	78																		
Zhetisu	4 039	1 013	1 047	1 037	428	166	65	29	37	22	22	28	23	17	23	20	21	25	16																		
Karagandy	38 087	4 645	7 239	7 297	7 317	4 679	2 030	1 179	688	399	321	257	286	266	452	605	146	143	138																		
Kostanay	17 234	1 083	2 295	2 775	3 322	2 268	1 252	873	633	382	378	388	288	286	260	243	172	166	170																		
Kyzylorda	15 891	1 438	1 568	2 010	2 187	1 460	1 389	1 041	1 084	839	627	597	587	388	573	26	40	24	13																		
Mangystau	7 086	1 311	1 550	1 614	1 527	621	177	68	44	28	22	24	11	15	17	15	13	14	15																		
Pavlodar	13 693	744	1 812	2 589	3 145	2 343	1 103	398	257	177	124	108	119	121	122	135	128	142	126																		
Soltustik																																					
Kazakhstan	6 091	897	1 345	1 392	1 280	627	225	115	59	28	30	22	8	12	19	8	12	4	8																		
Turkistan	10 833	1 737	2 546	2 378	2 179	1 099	470	182	89	56	27	21	18	17	4	4	2	2	2																		
Ulytau	1 300	42	117	240	256	166	149	65	56	25	38	28	34	40	44																						
Shygyz																																					
Kazakhstan	13 367	1 395	2 099	2 743	2 929	1 437	624	354	246	158	163	141	158	164	178	137	140	156	145																		
Astana city	84 406	13 542	20 966	18 806	15 392	8 240	3 549	1 733	927	350	205	156	138	87	82	83	66	39	45																		
Almaty city	197 400	26 476	42 355	41 428	39 218	21 893	9 726	5 711	3 127	1 743	1 241	854	696	696	725	501	381	336	293																		
Shymkent city	80 762	8 095	12 012	13 484	13 075	8 615	6 442	4 689	3 016	1 853	1 788	1 325	1 257	1 164	1 418	989	680	417	443																		
Men																																					
Republic of Kazakhstan	284 479	31 596	52 375	54 078	53 092	34 039	17 869	11 352	7 181	4 279	3 468	2 946	2 470	2 234	2 401	1 844	1 245	1 037	973																		
Abay	6 743	471	968	1 019	1 113	860	508	369	356	218	151	134	97	103	95	80	79	56	66																		
Akmola	5 129	522	894	1 074	1 090	625	298	161	121	58	45	45	37	20	24	38	36	26	15																		
Aktobe	11 184	1 640	2 255	2 125	1 947	1 229	685	344	254	116	101	79	80	85	48	47	54	51	44																		
Almaty	3 737	567	851	791	796	399	171	101	30	17	5	4	1	1	0	1	0	1	1																		
Atyrau	4 902	521	918	1 160	1 049	515	226	108	69	50	43	31	28	29	31	30	33	37	24																		
Batys																																					
Kazakhstan	13 163	734	1 365	1 776	2 112	1 617	913	795	611	528	525	564	284	310	291	210	185	166	177																		
Zhambyl	8 540	946	1 368	1 677	1 691	1 039	521	311	176	172	135	110	106	66	57	46	39	40	40																		
Zhetisu	1 810	426	493	486	215	88	31	9	11	5	7	6	9	3	5	4	6	3	3																		
Karagandy	17 946	1 875	3 012	3 281	3 424	2 389	1 204	695	442	244	183	135	148	133	209	416	63	47	46																		
Kostanay	8 666	456	1 022	1 354	1 751	1 287	712	473	324	198	175	199	117	114	101	136	83	91	73																		

9.4 Admission of students of higher education organizations by gender aged 14-34 at the beginning of the 2024-2025 academic year

people

	Total					Including									
						Men					Women				
	14-17 years old	18-19 years old	20-24 years old	25-29 years old	30-34 years old	14-17 years old	18-19 years old	20-24 years old	25-29 years old	30-34 years old	14-17 years old	18-19 years old	20-24 years old	25-29 years old	30-34 years old
Republic of Kazakhstan	74 557	66 003	25 666	6 890	4 539	32 182	34 000	14 761	3 252	2 007	42 375	32 003	10 905	3 638	2 532
Abay	1 273	1 902	1 564	284	230	486	846	784	139	102	787	1 056	780	145	128
Akmola	1 300	1 288	291	65	66	524	575	172	37	38	776	713	119	28	28
Aktobe	3 097	2 003	665	168	169	1 660	1 193	460	90	66	1 437	810	205	78	103
Almaty	1 469	482	32	2	2	556	222	19	1	1	913	260	13	1	1
Atyrau	1 116	1 126	525	154	166	521	675	316	82	71	595	451	209	72	95
Batys Kazakhstan	1 484	1 703	2 076	914	524	733	987	1 323	557	201	751	716	753	357	323
Zhambyl	1 968	2 013	951	217	226	925	976	576	107	90	1 043	1 037	375	110	136
Zhetisu	1 099	212	112	36	36	492	117	55	11	7	607	95	57	25	29
Karagandy	4 690	4 208	1 521	297	447	1 761	1 938	982	162	253	2 929	2 270	539	135	194
Kostanay	1 036	1 758	1 398	455	269	464	937	770	209	101	572	821	628	246	168
Kyzylorda	1 196	1 233	1 659	670	99	506	482	894	325	45	690	751	765	345	54
Mangystau	1 344	667	135	49	35	607	369	93	29	21	737	298	42	20	14
Pavlodar	763	1 870	1 534	235	234	282	968	1 017	125	99	481	902	517	110	135
Soltustik Kazakhstan	912	682	194	30	31	503	411	114	12	6	409	271	80	18	25
Turkistan	1 730	982	121	7	6	604	385	76	6	4	1 126	597	45	1	2
Ulytau	42	114	186	58	41	24	92	119	33	28	18	22	67	25	13
Shygys Kazakhstan	1 373	1 418	1 029	217	217	585	717	659	107	99	788	701	370	110	118
Astana city	14 029	12 164	1 816	237	99	6 052	6 328	1 052	117	31	7 977	5 836	764	120	68
Almaty city	26 696	23 656	6 259	1 017	546	11 277	12 332	3 574	491	277	15 419	11 324	2 685	526	269
Shymkent city	7 940	6 522	3 598	1 778	1 096	3 620	3 450	1 706	612	467	4 320	3 072	1 892	1 166	629

9.5 Graduation of students of higher education organizations by gender under the age of 34 (inclusive) at the beginning of the 2024-2025 academic year

people

	Total		Including:	
			Men	Women
Republic of Kazakhstan		134 396	61 007	73 389
Abay		4 815	2 209	2 606
Akmola		3 464	1 628	1 836
Aktobe		4 599	1 880	2 719
Almaty		1 220	461	759
Atyrau		2 227	979	1 248
Batys Kazakhstan		6 658	3 904	2 754
Zhambyl		5 423	2 362	3 061
Zhetisu		925	425	500
Karagandy		8 538	4 062	4 476
Kostanay		3 512	1 699	1 813
Kyzylorda		4 093	1 874	2 219
Mangystau		1 287	571	716
Pavlodar		3 103	1 514	1 589
Soltustik Kazakhstan		1 562	826	736
Turkistan		2 067	777	1 290
Ulytau		360	284	76
Shygys Kazakhstan		3 508	1 614	1 894
Astana city		14 118	6 540	7 578
Almaty city		34 223	15 036	19 187
Shymkent city		28 694	12 362	16 332

9.6 Number of undergraduates by age at the beginning of the 2024-2025 academic year

people

	Accepted in the reporting year in the reporting year		Graduated in the reporting year	
	Magistrands	Doctoral students	Magistrands	Doctoral students
Republic of Kazakhstan		16 121	2 972	1 422
Abay		219	71	52
Akmola		229	13	8

Continuation

	Accepted in the reporting year		Graduated in the reporting year	
	Magistrands	Doctoral students	Magistrands	Doctoral students
Aktobe	335	43	401	27
Almaty	176	26	149	2
Atyrau	310	7	190	-
Batys Kazakhstan	270	14	603	-
Zhambyl	353	24	1 037	9
Zhetisu	159	25	337	16
Karagandy	836	179	713	101
Kostanay	304	25	213	7
Kyzylorda	234	36	397	10
Mangystau	278	21	275	8
Pavlodar	413	65	560	43
Soltustik Kazakhstan	145	7	116	8
Turkistan	114	29	144	-
Ulytau	3	70	8	35
Shygys Kazakhstan	438	751	1 056	364
Astana city	4 578	1 400	3 283	661
Almaty city	5 213	166	5 747	71
Shymkent city	1 514	2 972	4 107	1 422

9.7 The number of undergraduates by age at the beginning of the 2023-2024 academic year

people

	Total	Of them by age										
		up to 21 years old	21 years old	22 years old	23 years old	24 years old	25 years old	26 years old	27 years old	28 years old	29 years old	30-34 years old
Republic of Kazakhstan	32 934	627	5 101	8 557	6 220	3 187	1 724	1 275	1 012	936	798	3 497
Abay	538	1	52	163	118	55	32	18	10	12	13	64
Akmola	557	10	86	160	96	44	28	21	17	17	10	68
Aktobe	667	4	135	189	143	62	36	21	13	11	16	37
Almaty	332	16	74	67	44	34	23	12	11	7	5	39
Atyrau	494	6	89	119	97	48	18	18	18	17	9	55
Batys Kazakhstan	928	10	176	230	181	77	50	30	32	24	17	101
Zhambyl	850	3	73	132	119	67	60	68	40	42	48	198
Zhetisu	365	34	87	71	25	19	12	14	17	12	9	65
Karagandy	1 523	13	245	455	309	160	63	50	40	32	30	126
Kostanay	504	3	48	107	115	48	17	22	7	9	12	116
Kyzylorda	603	7	83	106	92	66	38	41	74	57	10	29
Mangystau	466	3	74	123	80	49	32	21	15	17	13	39
Pavlodar	718		46	171	159	86	52	23	18	23	16	124
Soltustik Kazakhstan	251	1	60	74	55	10	11	1	1	5	2	31
Turkistan	284	1	46	74	66	32	19	10	6	7	5	18
Ulytau	12			2	2	2	3		1	1		1
Shygys Kazakhstan	1 131	21	142	327	177	100	50	38	34	29	41	172
Astana city	7 405	336	1 388	1 875	1 445	686	323	215	145	169	130	693
Almaty city	10 757	121	1 551	2 813	2 101	1 202	642	435	337	274	272	1 009
Shymkent city	4 549	37	646	1 299	796	340	215	217	176	171	140	512

9.8 Number of doctoral students by age at the beginning of the 2024-2025 academic year

people

	Total	Of them by age								
		up to 23 years old	23 years old	24 years old	25 years old	26 years old	27 years old	28 years old	29 years old	30-34 years old
Republic of Kazakhstan	10	-	-	1	-	2	-	447	438	2 015
Abay	76	-	-	-	2	15	3	5	12	55
Akmola	64	-	6	5	8	8	7	1	2	4
Aktobe	11	-	-	-	-	2	-	7	11	38
Almaty	12	-	-	1	2	2	2	8	5	17
Atyrau	33	-	3	-	4	4	1	1	-	8
Batys Kazakhstan	8	-	-	-	1	3	-	-	-	5

Continuation

	Total	Of them by age								
		up to 23 years old	23 years old	24 years old	25 years old	26 years old	27 years old	28 years old	29 years old	30-34 years old
Zhambyl	20	-	-	1	2	2	3	4	5	12
Zhetisu	38	-	1	3	6	2	4	7	5	10
Karagandy	262	1	4	6	12	24	33	31	38	113
Kostanay	34	-	-	2	5	2	2	4	4	15
Kyzylorda	51	-	-	7	6	6	6	4	3	19
Mangystau	14	-	-	-	3	-	3	1	1	6
Pavlodar	61	-	2	1	6	7	5	6	2	32
Soltustik Kazakhstan	8	-	1	1	1	2	-	-	-	3
Turkistan	46	-	-	2	1	2	6	3	1	31
Ulytau	101	-	5	10	12	4	9	9	5	47
Shygys Kazakhstan	1 282	12	44	74	102	130	135	125	135	525
Astana city	2 364	8	90	155	210	238	282	216	190	975
Almaty city	184	-	4	8	10	12	16	15	19	100
Shymkent city	4 744	21	161	281	395	467	519	447	438	2 015

9.9 Number of employees who have performed R&D and have a scientific degree by age

people

	Total	Including	
		up to 25 years old	25-34 years old
Number of employees engaged in R&D ¹ , at the end of 2019	27 146	1 812	6 150
Research Specialists	23 152	1 208	5 339
of themWomens	12 893	729	2 949
of them have a scientific and academicdegrees:	18 812	560	4 348
doctor by profile	318	-	52
of themWomens	185	-	31
Doctor of Philosophy (PhD)	4 156	-	838
of themWomens	2 229	-	441
Doctor of sciences	2 050	-	23
of themWomens	898	-	3
Candidate of sciences	4 727	-	80
of themWomens	2 859	-	41
magister	7 561	560	3 355
of themWomens	4 406	285	1 879

* Research and development work.

10. Civil service¹⁾

10.1 The number of civil servants in the republic under the age of 35 by category groups

Category	2020 ²⁾		2021 ²⁾		2022 ²⁾		2023		2024	
	civil servants under 29 years old	percentage of the actual number of civil servants	civil servants under 29 years old	percentage of the actual number of civil servants	civil servants under 29 years old	percentage of the actual number of civil servants	civil servants under 35 years old	percentage of the actual number of civil servants	civil servants under 35 years old	percentage of the actual number of civil servants
Political civil servants	2	0.3	1	0.1	2	0.3	23	3.1	24	3.2
Civil servants of Corps «A»	-	-	-	-	-	-	-	-	3	3.7
Civil servants of Corps B, Including:	19 105	21.8	15 860	19.3	14 988	18	29 330	35.7	29 173	34.9
category group A	10	3.3	3	1	1	0.3	9	2.9	9	3.2
Category group B	154	11.2	209	13.3	249	14.3	636	34.9	597	31.1
Category group C	1 939	24.2	1 562	20.8	1 469	19.6	2 857	38.2	2 853	37.2
Group of categories C-O	3 271	16.7	2 775	15.4	2 838	14.9	5 717	30.1	5 705	29.4
Category group C-R	4 848	28.9	4 202	27	4 065	26.7	6 291	42.9	5 944	40.9
Category group D	302	15	289	14.9	276	13.1	687	31.2	708	31.3
Category group D-O	2 370	25.9	1 910	22.6	1 734	20.2	3 460	40.7	3 687	41.5
Category group D-R	-	-	9	6.6	2	2.3	54	17.6	106	19.5
Category group E	1 335	22.7	1 067	19	993	17.5	2 122	37.2	2 194	37.1
Category group E-R	2 615	18.6	1 929	15.4	1 700	13.4	3 881	31.7	3 887	31.6
Category group E-G	2 261	21.6	1 905	18.5	1 661	16.1	3 616	36.2	3 483	35.1
Total civil servants in the republic	19 107	21.6	15 861	19.2	14 990	17.9	29 353	35.4	29 200	34.6

¹⁾ According to the Agency of the Republic of Kazakhstan for Civil Service Affairs.

²⁾ Number of civil servants under 29 years of age.

Methodological notes

Youth - citizens of the Republic of Kazakhstan aged 14-28 years in accordance with the Law of the Republic of Kazakhstan dated February 9, 2015 No. 285-V "On State Youth Policy".

Current estimates at the beginning of the year are calculated on the basis of the results of the last population census, to which the number of births and arrivals to a given territory is added annually and from which the number of deaths and those who left the given territory are subtracted. Current estimates of the population size over the past years are updated based on the results of the next census. Calculations of the number of young people are made for Kazakhstan as a whole and its individual administrative-territorial units.

The number of young people is divided into urban and rural populations.

Urban population - the population living in urban settlements. Urban settlements include cities of republican, regional and district significance as well as villages located on the territory of their administrative subordination.

Rural population - the population living in rural areas. Localities that are not classified as urban are considered rural.

Age-specific fertility rates are calculated as the ratio of the number of births per year among women of a given age group to the average annual number of women of this age. When calculating the coefficient for the age group up to 20 years old, the number of women aged 15-19 years old was taken as the denominator. When calculating the coefficient for the age group 15-49 years old, the numerator includes all births, including those born to mothers under the age of 15 years old and 50 years old and older.

Information about marriages and divorces (dissolved marriages) is obtained on the basis of the annual statistical development of data contained in civil status acts compiled for each such event by the RAGS bodies. The data in the tables cover only cases of marriage and divorce registered with the Civil Registry Office.

The age of those who got married was calculated as the time interval between the date of marriage registration and the date of birth. The legal age for marriage in Kazakhstan is 18 years old for men and women. Local governments have the right at the request of persons wishing to marry to allow persons who have reached the age of 16 years old to marry.

The date of marriage is considered the date of its registration with the Civil Registry Office. A marriage is considered dissolved from the moment of registration of its dissolution (from the moment of divorce).

Information about deaths is obtained on the basis of the annual statistical development of the data contained in the acts of civil status on death, compiled by the Civil Registry Office.

Registration of death is carried out at the place of the last permanent residence of deceased or at the place of death on the basis of a medical certificate of death.

Age-specific mortality rates are calculated as the ratio of the number of deaths at a given age during a calendar year to the average annual number of persons of a given age. Similarly, mortality rates by causes of death are calculated as the ratio of the number of deaths from the specified causes of death to the average annual population.

Population migration - the movement of people (migrants) across the borders of certain regions with a change of residence. The number of persons arriving and departing is determined as a result of the development of information on registration for permanent residence received from the Ministry of Internal Affairs of the Republic of Kazakhstan.

Labor force - employed and unemployed population.

The share of the labor force in the population is the share of the labor force in the total population aged 15 years and older, measured as a percentage.

An employed person is an individual who carries out activities for payment or by extracting income through the use of property, the production and sale of goods, the performance of works, the provision of services.

The employment rate of the population is the share of the number of people employed in the economy in the total population aged 15 years and older, or in the labor force, measured as a percentage.

Employed (working) population - all persons of the appropriate age who, according to their condition, during a certain short period equal to one week, can be assigned to one of the following categories:

- a) «employee»;
- b) «self-employed employee».

Employees are persons working under a contract of employment that provides for payment (remuneration) in the form of salary, bonuses, allowances, etc, or in kind.

Self-employment is employment in which the amount of remuneration directly depends on the income received from the production (sale) of goods and services (where own consumption is considered as part of income).

In accordance with the International Classification of Employment Status (employment status), the following groups of self-employed workers are defined:

Employers are persons who manage their own enterprise or are engaged in independent entrepreneurial activity in some kind of economic activity and have one or more employees.

Independent workers are persons who working independently or with one or more partners are engaged in self-employment activities and do not hire employees on a permanent basis. Unpaid employees of family enterprises (farms) are persons, as a rule, working without remuneration at an enterprise (farm) managed by a related person.

Members of a production cooperative are persons who are members of a labor cooperative engaged in entrepreneurial activity.

An unemployed person is an individual who is looking for a job and is ready to start work.

Pupils, students, pensioners and the disabled are counted as unemployed if they were looking for work and were ready to start it.

The unemployment rate is the percentage of the number of unemployed in the workforce measured as a percentage.

The youth unemployment rate at the age of 15-34 is the share of the unemployed population aged 15-34 in the workforce at the same age measured as a percentage (the age of attribution to youth according to the standards of the International Labor Organization).

The youth unemployment rate at the age of 15-34 years is the share of the unemployed population aged 15-34

years in the workforce at the same age measured as a percentage (the age of attribution to youth according to the Law of the Republic of Kazakhstan «On State Youth Policy in the Republic of Kazakhstan»).

The long-term unemployment rate is the percentage of the unemployed population that has been unemployed for 1 year or more in the workforce measured as a percentage.

Persons who are not part of the labor force - persons who are not employed or unemployed. The proportion of persons who are not part of the labor force in the population is the proportion of the number of persons who are not part of the labor force in the total population aged 15 years and older measured as a percentage.

The classification of types of economic activity is given in accordance with the General Classifier of Types of Economic Activity (OKED), authentic to the European Classifier of Types of Economic Activity (NACE); occupations - according to the State Classifier of Occupations.

Youth-NEET - the proportion of young people who do not work (unemployed or not in employment) and do not study as a percentage of the total number of young people (According to the ILO methodology "Indicators of Decent Work. Concepts and definitions"). Criminality - socio-legal phenomenon. including crimes committed in a particular area for a specific period of time and is characterized by quantitative and qualitative indicators.

Underage delinquency - the totality of crimes committed by teenagers. which at the time they committed the crime was fourteen, but under eighteen years old.

Registered crime - Identification and officially registered socially dangerous act provided for in criminal law.

Persons who have committed crimes - officially registered persons on whom criminal cases have been initiated.

Grave and especially grave crimes - acts that pose an increased public danger provided for by paragraphs 4 and 5 of Article 10 of the Penal Code of the Republic of Kazakhstan.

Robbery - an attack with the aim of stealing someone else's property committed with the use of violence dangerous to life or health or with the threat of such violence.

Hooliganism - particularly audacious violation of public order, expressing clear disrespect for society, accompanied by violence on citizens or threat of its use, as well as the destruction or damage of another's property, or committing indecent acts other than exceptional cynicism.

Convicted - persons against whom the courts have passed convictions that have entered into legal force.

A person convicted of a crime shall be considered convicted from the date the court's judgment of guilty enters into legal force until the moment the conviction is canceled or the criminal record was cleared.

The number of higher education organizations includes universities, academies, institutes, institutions equated to them (conservatories, higher schools, higher schools), as well as affiliated branches, faculties, departments of the department, etc.

All data are grouped by type of education, ownership, tuition fees (due to state educational grants; on a paid basis, etc.).

The number of students includes the number of students in higher education institutions. Data on the number of students are presented by courses, gender, age, specialties.

The number of organizations of technical and vocational education includes vocational lyceums and colleges that train qualified specialists in technical and service labor in the main areas of socially useful professional activity.

Vocational lyceums - schools that implement general educational programs of general secondary education and professional training programs of technical and vocational education to train skilled personnel, technical and service labor.

Master - a degree awarded to persons who have mastered the educational programs of the magistracy.

A civil servant - a citizen of the Republic of Kazakhstan. which occupies in the legislation of the Republic of Kazakhstan paid from the state or local budgets or from the National Bank of Kazakhstan public office and exercising official powers for the implementation of the tasks and functions of the government.

Political civil servant - a civil servant whose appointment (election), release and activities are politically defining in nature and who is responsible for political goals and objectives.

Civil servants corps «A» - administrative public office management level which provides a special procedure for the selection of the personnel reserve, competitive selection, transmission and termination of public service defined by the President of the Republic of Kazakhstan as well as special eligibility requirements.

Civil servants in Corps «B» - administrative civil service positions not included in Corps «A».

Responsible for the release:
Bureau of National Statistics
Agency for Strategic Planning and Reforms of the Republic of Kazakhstan
Department of Social and Demographic Statistics
Tel. +7 7172 749486
Director of the Department
Khanzhigitov N.E.
Tel. +7 7172 749061

Computer layout and design: IE «IT-СтройМебель»