

On the execution of construction works and commissioning of facilities in January-July 2025

Date of publication: 18.08.2025

Date of next publication: 17.09.2025

1. Key points
2. Volumes of completed construction works
3. Commissioning of residential buildings
4. Glossary
5. Methodological explanations
6. Links to related publications
7. Useful links

1. Key points

In January-July 2025, the volume of construction work increased by 18,5% and amounted to 4073,6 billion tenge.

Of the total volume of construction works in the republic, private construction organizations 92,1%, foreign – 7,2% and state – 0,7% were performed.

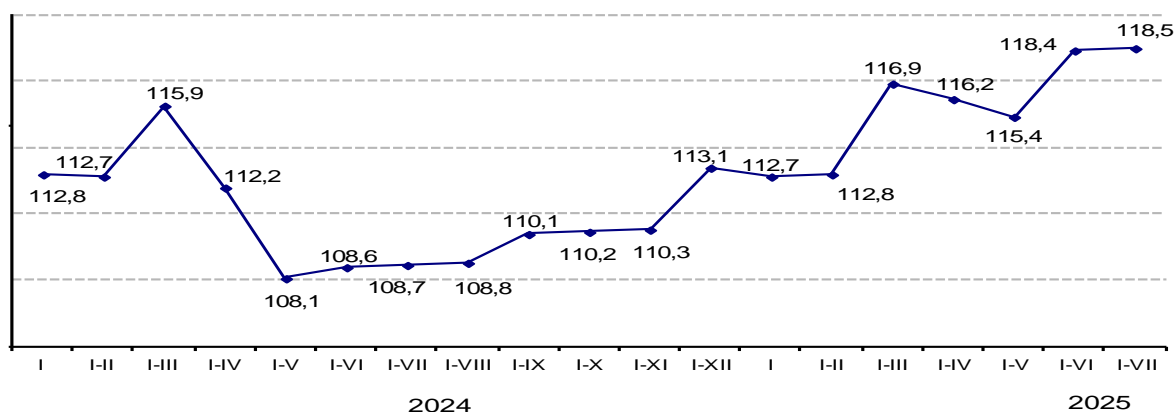
2. Volume of completed construction works

The increase in the volume of construction work in January-July 2025 compared to January-July 2024 is associated with construction and repair of structures (by 27,5%) and residential buildings (by 15,6%).

By types of construction work (services) performed in January-July 2025, the largest share is occupied by construction of non-residential buildings (21,9% in the total volume), roads, railways and subway (23,9%) and residential buildings (13,4%).

Indices of the physical volume of construction work

as a percentage of the corresponding period of the previous year



Dynamic tables:

[The volume of completed construction works \(services\) by months](#)

In the regional context, an increase in the volume of construction work was observed in eighteen regions of the republic. Significant growth was noted regions of Kostanay (by 40,4%), Kyzylorda (by 37%), Turkistan (by 34,6%), Soltustik Kazakhstan (by 34,2%), Batys Kazakhstan (by 33,4%), Akmola (by 32,7%), Mangystau (by 28,1%), Almaty (by 26%), Aktobe (by 25,6%), Zhetisu (by 23,9%), Karagandy regions (by 21,8%) and in the cities Almaty (by 35,6%), Astana (by 33,9%) and Shymkent (by 18,8%).

The volume of completed construction works (services)

	Total, thousand tenge	July 2025 as a percentage to		January-July 2025 as a percentage to January-July 2024	As a percentage of the republican volume
		June 2025	July 2024		
Republic of Kazakhstan	4 073 625 810	58,0	118,4	118,5	100,0
Abay	115 495 292	58,2	123,9	118,7	2,8
Akmola	141 100 892	62,0	86,1	132,7	3,5
Aktobe	176 652 778	67,6	143,0	125,6	4,3
Almaty	176 151 746	55,7	107,1	126,0	4,3

Atyrau	281 951 858	38,3	68,8	63,4	6,9
Batys Kazakhstan	143 050 908	68,0	113,0	133,4	3,5
Zhambyl	162 370 745	37,6	123,6	113,1	4,0
Zhetisu	149 987 614	48,8	81,9	123,9	3,7
Karagandy	320 617 568	74,2	119,3	121,8	7,9
Kostanay	152 582 156	51,9	105,8	140,4	3,7
Kyzylorda	136 424 074	60,1	110,4	137,0	3,4
Mangystau	176 560 177	65,3	119,6	128,1	4,3
Pavlodar	163 004 624	41,7	114,2	113,4	4,0
Soltustik Kazakhstan	92 355 798	44,7	179,6	134,2	2,3
Turkistan	270 733 604	35,8	241,1	134,6	6,6
Ulytau	54 236 150	42,4	82,8	97,1	1,3
Shygys Kazakhstan	186 202 284	124,5	118,4	105,9	4,6
Astana city	626 431 187	73,9	134,1	133,9	15,4
Almaty city	415 376 405	61,1	133,7	135,6	10,2
Shymkent city	132 339 950	46,4	111,8	118,8	3,3

Spreadsheets:

[Key indicators of enterprises and organizations engaged in construction activities, including by types of facilities and types of work](#)

[The volume of completed construction works \(services\) by the dimension of enterprises](#)

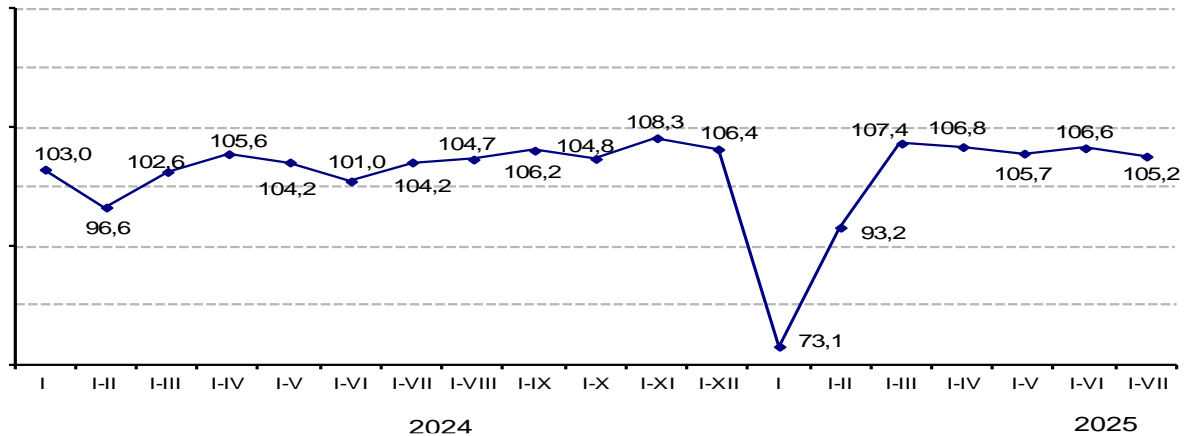
[The volume of completed construction works \(services\) by technological structure](#)

3. Residential building Commissioning

In January-July 2025, the total area of new facilities put into operation amounted to 12802,9 thousand square meters.

Indices of the physical volume of commissioned housing

as a percentage of the corresponding period of the previous year



Dynamic table:

[Commissioning of residential buildings](#)

The total area of housing commissioned increased by 5,2% compared to January-July 2024 and amounted to 9380,7 thousand sq.m., of which 5995,5 thousand sq.m. - multi-apartment and 3285 thousand sq.m. - individual houses. Most of the housing – 8748,2 thousand sq.m. or 93,3% was put into operation by private developers, of which the population is 3404,7 thousand square meters.

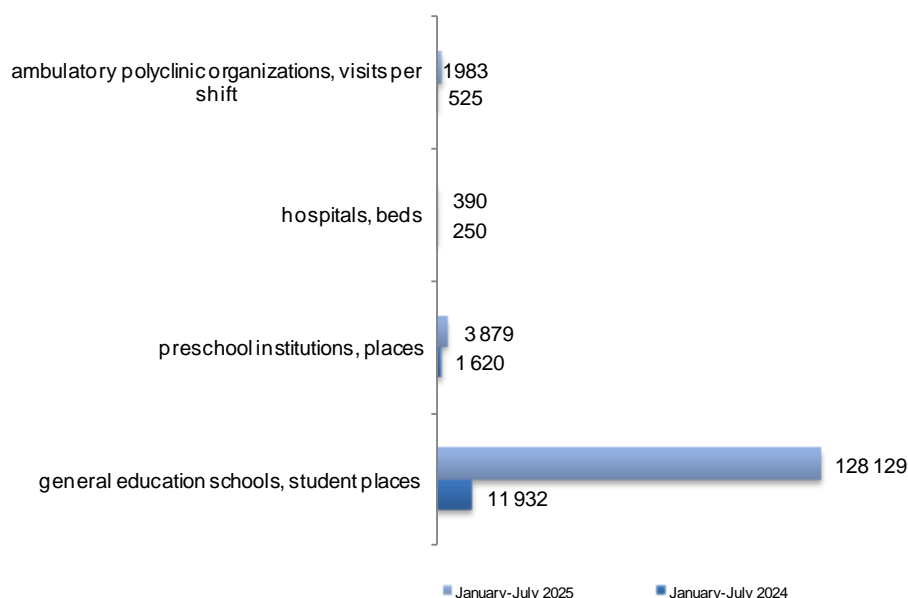
Total area of commissioned residential buildings

	Residential buildings commissioned		Including developers				
	sq. meters of total area	as a percentage by January-July 2024	state property	private property	of them		foreign property
					population	as a percentage by January-July 2024	
Republic of Kazakhstan	9 380 741	105,2	439 819	8 748 176	3 404 698	98,5	192 746
Abay	129 147	77,3	11 119	118 028	46 761	113,3	-
Akmola	310 981	112,4	1 503	306 128	146 838	99,6	3 350
Aktobe	436 049	102,3	38 423	397 626	255 391	108,6	-
Almaty	752 727	120,5	19 017	641 081	509 083	123,9	92 629

Atyrau	303 292	88,4	-	303 292	239 249	92,3	-
Batys Kazakhstan	259 385	102,1	2 655	250 896	141 867	83,5	x
Zhambyl	366 382	103,0	32 243	334 139	280 783	90,4	-
Zhetisu	146 511	109,4	17 644	128 867	72 175	86,5	-
Karagandy	280 089	88,3	4 018	276 071	35 981	91,2	-
Kostanay	292 206	103,2	11 656	280 550	52 163	59,5	-
Kyzylorda	434 172	103,2	6 213	427 959	374 982	95,5	-
Mangystau	281 638	63,3	8 236	262 742	131 276	88,2	10 660
Pavlodar	175 835	100,2	32 293	143 542	114 012	123,4	-
Soltustik Kazakhstan	109 710	106,8	16 719	92 237	75 710	103,8	x
Turkistan	528 305	114,6	93 662	434 643	359 300	92,4	-
Ulytau	54 642	158,2	16 599	38 043	29 168	110,8	-
Shygys Kazakhstan	151 262	103,5	46 006	86 741	47 815	113,0	x
Astana city	2 190 417	113,6	63 066	2 112 019	30 736	145,2	15 332
Almatycity	1 583 518	110,9	18 747	1 519 099	225 857	92,2	45 672
Shymkent city	594 473	100,6	-	594 473	235 551	97,4	-

In the field of education and healthcare in January-July 2025 118 general education schools for 128129 student places, 23 preschool institutions for 3879 places, 1 hospital for 390 places and 45 clinic for 1983 visits per shift were put into operation.

Commissioning of social and cultural facilities



Spreadsheets:

[Main characteristics of commissioned facilities](#)

[The actual cost of construction of commissioned facilities](#)

[Commissioning of residential buildings \(total and usable area of commissioned residential buildings\)](#)

[Commissioning of individual and multi-apartment residential buildings](#)

[Average actual construction costs for 1 sq. meters of the total area of residential buildings](#)

[Commissioning of the total area of housing per 1000 people](#)

[Commissioning of educational and healthcare facilities](#)

4. Glossary

Construction and installation works - construction work on the construction of buildings and structures, expansion, reconstruction and technical re-equipment; work on the installation of power, technological and other equipment.

Construction object - a separate building or structure with all related equipment. Inventory, tools, galleries, flyovers, internal engineering networks and communications, for the construction (reconstruction, expansion) of which an independent object estimate is compiled.

5. Methodological explanations

Construction organizations include all general construction and specialized organizations, including repair and construction organizations. The main activity of construction organizations is to perform work under contracts with customers related to the type of economic activity "Construction" in accordance with the state "General Classifier of types of Economic Activities (GCTEA).

The volume of construction work includes the cost of construction work performed by enterprises engaged in construction activities under concluded construction contracts, which includes construction of new facilities, major and current repairs. Reconstruction, modernization of residential and non-residential buildings, engineering structures.

The index of the physical volume of construction works (services) is determined by the ratio of the volumes of completed construction works of the analyzed period to the previous period in actual prices, taking into account the deflator (price index).

The total area of a residential building (residential building) is calculated as the sum of the total areas of all dwellings and the areas of all non-residential premises, as well as the areas of parts of a residential building that are common property.

More detailed methodological explanations are available at the following links:

[Methodology for the formation of construction statistics indicators](#)

[Methodology for determining the gross output for the industry "Construction"](#)

6. Links to related publications

[Statistical compilation "Investment and construction activities in the Republic of Kazakhstan"](#)

7. Useful links

[Statistical form "Report on completed construction works \(services\)" \(index 1-KS monthly\);](#)

[Statistical form "Report on the commissioning of facilities" \(index 2-KS. monthly\);](#)

[Statistical form "Report on the commissioning of facilities by individual developers" \(index 1-IS. monthly\);](#)

[Information-analytical system "Taldau"/Construction and investments](#)

[Quality Report](#)

Responsible for the release: Department of Production and Environment Statistics	Director of the Department: A.Isabekova Tel. +7 7172 749056	Executor: O.Edel Tel. +7 7172 749313 E-mail: O.Edel@aspire.gov.kz	Address: 010000, Astana city Mangilik el avenue, 8 House of Ministries, Entrance 4
---	--	---	--