

Structural statistics

Date of publication: 23.09.2025

Date of next publication: 23.12.2025

1. Key points

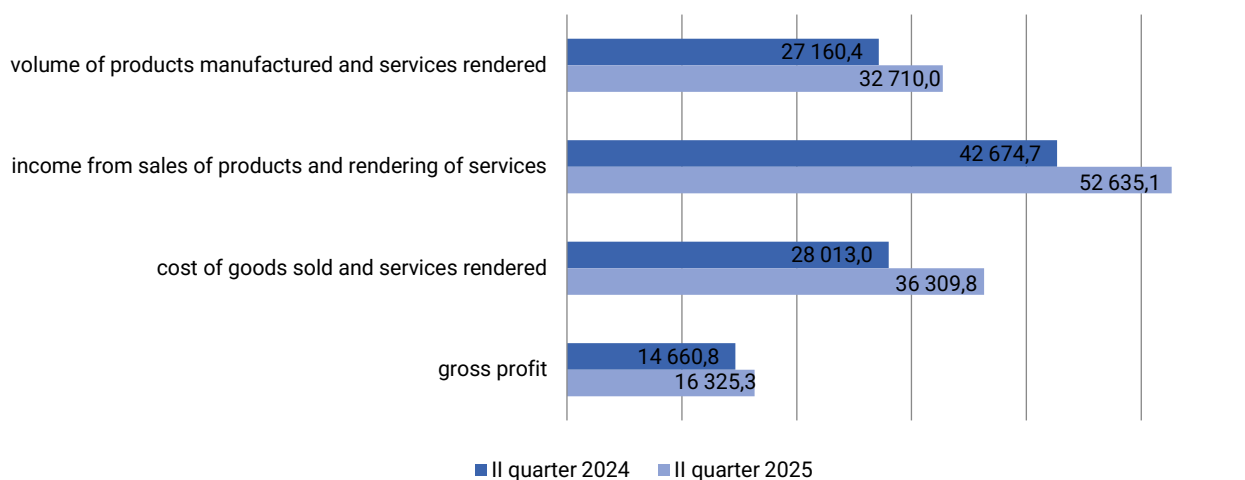
2. Useful links

1. Key points

The volume of manufactured products, work performed and services rendered to large, medium and small enterprises engaged in entrepreneurial activities In the II quarter of 2025 amounted to 32710.0 billion tenge.

Key indicators of financial and economic activity of enterprises

billion tenge



Financial and economic activities of large and medium-sized enterprises

The number of large and medium-sized enterprises with more than 100 employees in the II quarter of 2025 amounted to 4203 units, of which 2663 enterprises are medium-sized. Based on the results of the survey, the balanced financial result of economic entities was determined as a profit in the amount of 3596.3 billion tenge, the level of profitability (loss) of production was 13.3%.

Production costs of which 53.9% - material costs, the share of labor costs and depreciation, respectively, 12.5% and 14.5%.

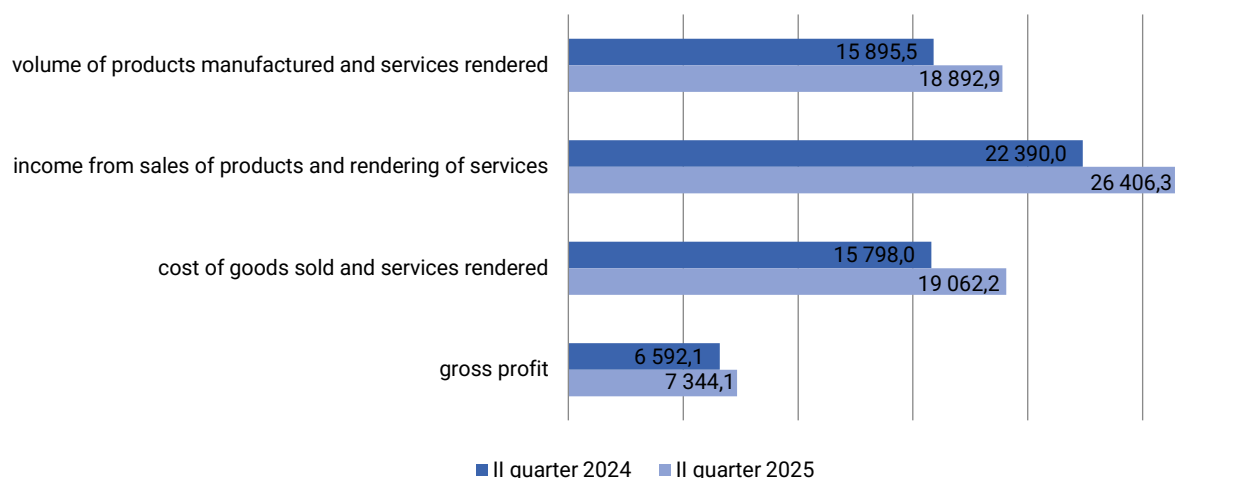
In the II quarter of 2025 the debt on obligations amounted to 85396.7 billion tenge, of which the overdue debt was at the level of 0.4%.

In the II quarter of 2025, accounts receivable amounted to 21381.9 billion tenge, of which overdue debt was 3,1%.

The value of the assets of enterprises amounted to 167296.2 billion tenge. The main share was occupied by long-term assets –63.4%.

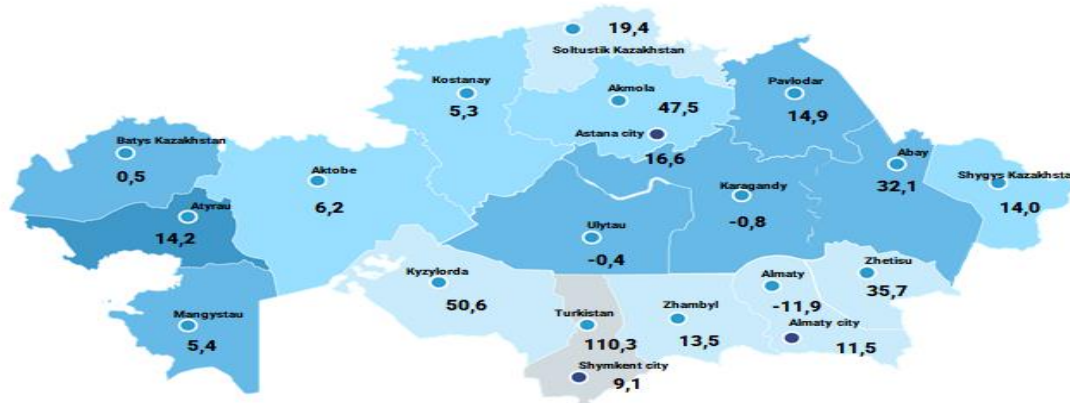
Key indicators of financial and economic activity of large and medium enterprises

billion tenge



Profitability of large and medium enterprises

in percentages



Key indicators of financial and economic activity of large and medium enterprises

billion tenge

	II quarter 2023	II quarter 2024	II quarter 2025
Total number of enterprises, units	4 048	4 078	4 203
of which average, units	2 506	2 553	2 663
Volume of products manufactured and services rendered	14 389,2	15 895,5	18 892,9
of which medium	2 863,3	3 138,1	4 134,9
Income from sales of products and rendering of services*	20 063,3	22 390,0	26 406,3
of which medium	4 637,0	5 133,4	6 832,7
Cost of goods sold and services rendered	13 801,4	15 798,0	19 062,2
of which medium	3 283,7	3 649,8	5 028,5
Grossprofit	6 261,9	6 592,1	7 344,1

*Income from the sale of products and the provision of services does not include the amount of the enterprises income received from the sale of goods and services, including goods purchased for resale in the main and secondary activities. Income from the sale of products and services does not include value added tax, excise, as well as the cost of returned goods, discounts on sales and discounts on price presented to the buyer.

Financial and economic activities of small enterprises

According to the results of the survey of small enterprises for II quarter of 2025, the net financial result of economic entities was determined as a profit in the amount of 4364.8 billion tenge.

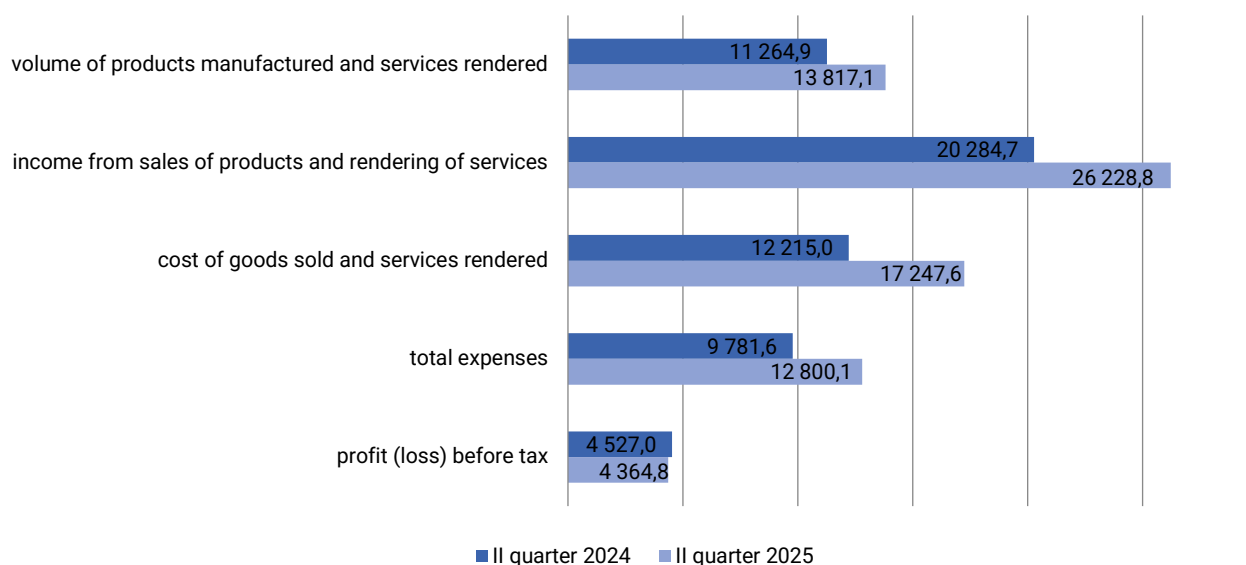
The volume of expenses of small enterprises amounted to 12800.1 billion tenge, of which 27.7 %, material costs, the share of labor costs and depreciation, respectively, 12.1% and 5.5 %.

For II quarter of 2025 the payroll of employees of small enterprises in the republic amounted to 1607.2 thousand people, the average monthly salary of one employees was 349363 tenge.

For the II quarter of 2025, income from the sale of products and the provision of services amounted to 26228.8 billion tenge.

Main indicators of small enterprises

billion tenge



Main performance indicators of small enterprises

billion tenge

	II quarter 2023	II quarter 2024	II quarter 2025
Number of small enterprises, units	336 400	340 614	340 062
The number of employees of small enterprises on average per quarter, people	1 597 002	1 593 638	1 607 244
Average monthly wage per employee, tenge	257 776	331 635	349 363
The volume of products manufactured, work performed and services rendered, billion tenge	9 821,1	11 264,9	13 817,1
Income from sales of products and services	17 648,0	20 284,7	26 228,8
Cost of goods sold and services rendered	11 545,5	12 215,0	17 247,6
Grossprofit	6 102,5	8 068,7	8 981,2

2. Useful links

[Structural statistics, Information and analytical system "Taldau".](#)

[Statistical form "Report on the financial and economic activities of the enterprise" \(index - 1-PF, frequency - quarter\)](#)

[Statistical form "Report on the activities of a small enterprise" \(index - 2-MP, frequency - quarter\)](#)

Release Responsible: Department of National Accounts	Director of the Department: A. Nakipbekov Tel. +7 7172 74717	Artist: G.Omarova, A.Akhmadieva Tel. +7 7172 749521,749814 E-mail: gul.omarova@aspire.gov.kz E-mail: a.akhmadieva@aspire.gov.kz	Address: 010000, Astana city avenue , 8 House of Ministries, entrance 4
--	---	--	--