

On the execution of construction works and commissioning of facilities in January-August 2025

Date of publication: 17.09.2025

Date of next publication: 17.10.2025

1. Key points
2. Volumes of completed construction works
3. Commissioning of residential buildings
4. Glossary
5. Methodological explanations
6. Links to related publications
7. Useful links

1. Key points

In January-August 2025, the volume of construction work increased by 18,1% and amounted to 4851 billion tenge.

Of the total volume of construction works in the republic, private construction organizations 92,5%, foreign – 6,8% and state – 0,7% were performed.

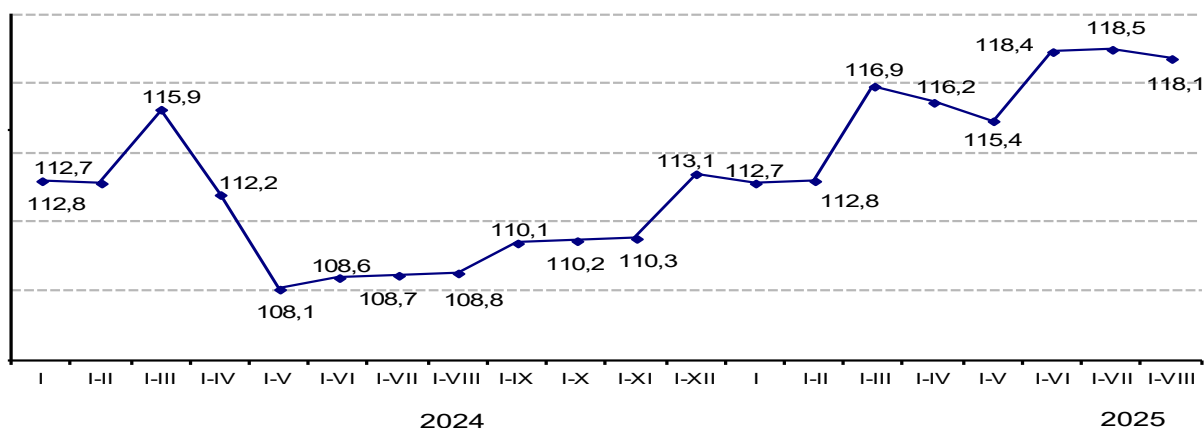
2. Volume of completed construction works

The increase in the volume of construction work in January-August 2025 compared to January-August 2024 is associated with construction and repair of structures (by 24,8%) and residential buildings (by 12,9%).

By types of construction work (services) performed in January-August 2025, the largest share is occupied by construction of non-residential buildings (21,8% in the total volume), roads, railways and subway (24,3%) and residential buildings (13%).

Indices of the physical volume of construction work

as a percentage of the corresponding period of the previous year



Dynamic tables:

[The volume of completed construction works \(services\) by months](#)

In the regional context, an increase in the volume of construction work was observed in eighteen regions of the republic. Significant growth was noted regions of Kyzylorda (by 44,6%), Soltustik Kazakhstan (by 41,5%), Batys Kazakhstan (by 37,5%), Kostanay (by 35,6%), Zhetisu (by 29,6%), Turkistan (by 27,2%), Mangystau (by 26%), Karagandy (by 25%), Akmola (by 23,3%), Almaty (by 22,3%), Aktobe regions (by 21,2%) and Abay regions (by 20,8%), in the cities Almaty (by 36,6%), Astana (by 27,5%) and Shymkent (by 14,8%).

The volume of completed construction works (services)

	Total, thousand tenge	August 2025 as a percentage to		January-August 2025 as a percentage to January- August 2024	As a percentage of the republican volume
		July 2025	August 2024		
Republic of Kazakhstan	4 850 997 640	102,1	115,9	118,1	100,0

Abay	148 148 082	126,5	128,3	120,8	3,1
Akmola	171 707 745	102,7	92,5	123,3	3,5
Aktobe	212 693 049	94,8	103,3	121,2	4,4
Almaty	219 259 684	144,2	109,7	122,3	4,5
Atyrau	314 804 820	91,3	66,6	63,8	6,5
Batys Kazakhstan	180 465 401	135,2	155,6	137,5	3,7
Zhambyl	188 511 342	110,4	185,4	119,6	3,9
Zhetisu	183 561 326	142,5	161,9	129,6	3,8
Karagandy	400 695 485	108,9	139,5	125,0	8,3
Kostanay	178 741 902	99,2	112,8	135,6	3,7
Kyzylorda	164 232 111	113,3	199,7	144,6	3,4
Mangystau	202 674 650	96,4	113,3	126,0	4,2
Pavlodar	194 229 297	119,2	114,2	113,5	4,0
Soltustik Kazakhstan	116 023 955	132,5	178,8	141,5	2,4
Turkistan	311 550 162	101,0	92,6	127,2	6,4
Ulytau	62 789 325	100,3	98,5	97,3	1,3
Shygys Kazakhstan	221 118 728	78,6	96,9	104,3	4,6
Astana city	710 746 692	62,1	93,9	127,5	14,6
Almatycity	512 641 759	119,0	140,4	136,6	10,6
Shymkent city	156 402 125	118,3	97,4	114,8	3,3

Spreadsheets:

[Key indicators of enterprises and organizations engaged in construction activities. including by types of facilities and types of work](#)

[The volume of completed construction works \(services\) by the dimension of enterprises](#)

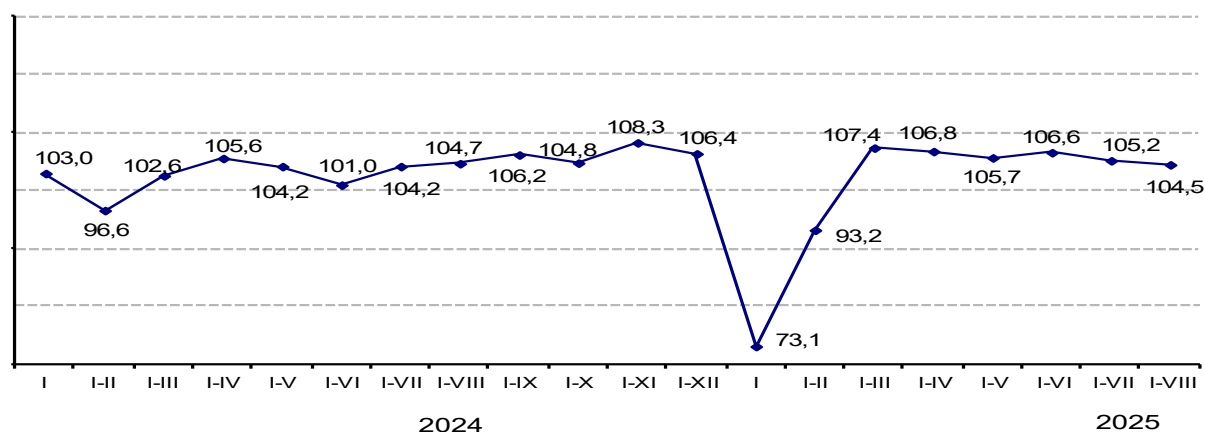
[The volume of completed construction works \(services\) by technological structure](#)

3. Residential building Commissioning

In January-August 2025, the total area of new facilities put into operation amounted to 14846,3 thousand square meters.

Indices of the physical volume of commissioned housing

as a percentage of the corresponding period of the previous year



Dynamic table:

[Commissioning of residential buildings](#)

The total area of housing commissioned increased by 4,5% compared to January-August 2024 and amounted to 10935,3 thousand sq.m., of which 6897,6 thousand sq.m. - multi-apartment and 3936,3 thousand sq.m. - individual houses. Most of the housing – 10110,3 thousand sq.m. or 92,5% was put into operation by private developers, of which the population is 4057,8 thousand square meters.

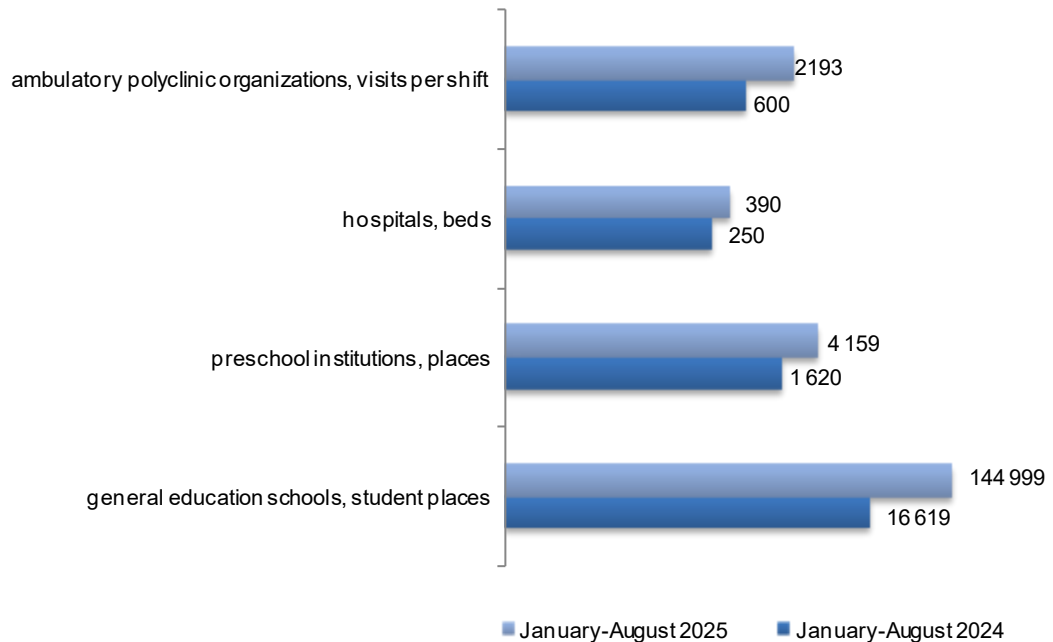
Total area of commissioned residential buildings

	Residential buildings commissioned		Including developers			
	sq. meters	as a	state property	private	of them	foreign

	of total area	percentage by January- August 2024		property	population	as a percentage by January- August 2024	property
Republic of Kazakhstan				10 110			
	10 935 314	104,5	602 317	295	4 057 830	98,9	222 702
Abay	139 564	73,5	11 119	128 445	57 178	114,0	-
Akmola	351 188	113,9	1 503	346 335	172 623	98,9	3 350
Aktobe	501 084	102,8	38 423	462 661	310 521	123,0	-
Almaty	819 091	120,3	19 017	707 445	570 752	126,1	92 629
Atyrau	364 737	87,5	14 216	350 521	286 478	95,9	-
Batys Kazakhstan	329 609	102,5	27 621	296 154	176 081	88,0	x
Zhambyl	403 289	102,8	32 243	371 046	317 690	92,8	-
Zhetisu	186 746	124,3	25 064	161 682	100 878	110,1	-
Karagandy	351 727	106,3	9 366	342 361	47 061	106,8	-
Kostanay	330 750	103,4	33 650	297 100	59 601	62,3	-
Kyzylorda	564 141	101,1	6 213	557 928	504 951	95,2	-
Mangystau	303 252	54,1	8 236	284 356	152 890	71,2	10 660
Pavlodar	208 112	102,0	32 293	175 819	132 302	121,9	-
Soltustik Kazakhstan	131 097	106,2	16 719	113 624	87 479	97,5	x
Turkistan	669 383	114,5	125 042	544 341	468 998	96,2	-
Ulytau	59 264	143,8	18 976	40 288	29 516	104,3	-
Shygys Kazakhstan	164 621	101,6	46 006	100 100	53 122	106,7	x
Astana city	2 650 047	108,6	117 863	2 516 852	34 149	126,3	15 332
Almaty city	1 752 555	113,6	18 747	1 658 180	253 235	93,2	75 628
Shymkent city	655 057	100,9	-	655 057	242 325	82,0	-

In the field of education and healthcare in January-August 2025 140 general education schools for 144999 student places, 27 preschool institutions for 4159 places, 1 hospital for 390 places and 50 clinic for 2193 visits per shift were put into operation.

Commissioning of social and cultural facilities



Spreadsheets:

[Main characteristics of commissioned facilities](#)

[The actual cost of construction of commissioned facilities](#)

[Commissioning of residential buildings \(total and usable area of commissioned residential buildings\)](#)

[Commissioning of individual and multi-apartment residential buildings](#)

[Average actual construction costs for 1 sq. meters of the total area of residential buildings](#)

[Commissioning of the total area of housing per 1000 people](#)

[Commissioning of educational and healthcare facilities](#)

4. Glossary

Construction and installation works - construction work on the construction of buildings and structures, expansion, reconstruction and technical re-equipment; work on the installation of power, technological and other equipment.

Construction object - a separate building or structure with all related equipment. Inventory, tools, galleries, flyovers, internal engineering networks and communications, for the construction (reconstruction. expansion) of which an independent object estimate is compiled.

5. Methodological explanations

Construction organizations include all general construction and specialized organizations, including repair and construction organizations. The main activity of construction organizations is to perform work under contracts with customers related to the type of economic activity "Construction" in accordance with the state "General Classifier of types of Economic Activities (GCTEA).

The volume of construction work includes the cost of construction work performed by enterprises engaged in construction activities under concluded construction contracts, which includes construction of new facilities, major and current repairs. Reconstruction, modernization of residential and non-residential buildings, engineering structures.

The index of the physical volume of construction works (services) is determined by the ratio of the volumes of completed construction works of the analyzed period to the previous period in actual prices, taking into account the deflator (price index).

The total area of a residential building (residential building) is calculated as the sum of the total areas of all dwellings and the areas of all non-residential premises, as well as the areas of parts of a residential building that are common property.

More detailed methodological explanations are available at the following links:

[Methodology for the formation of construction statistics indicators](#)

[Methodology for determining the gross output for the industry "Construction"](#)

6. Links to related publications

[Statistical compilation "Investment and construction activities in the Republic of Kazakhstan"](#)

7. Useful links

[Statistical form "Report on completed construction works \(services\)" \(index 1-KS monthly\);](#)

[Statistical form "Report on the commissioning of facilities" \(index 2-KS. monthly\);](#)

[Statistical form "Report on the commissioning of facilities by individual developers" \(index 1-IS. monthly\);](#)

[Information-analytical system "Taldau"/Construction and investments](#)

[Quality Report](#)

Responsible for the release: Department of Production and Environment Statistics	Director of the Department: A.Isabekova Tel. +7 7172 749056	Executor: O.Edel Tel. +7 7172 749313	Address: 010000, Astana city Mangilik el avenue, 8
---	--	---	---

