

# Structural statistics

Date of publication: 20.06.2025

Date of next publication: 23.09.2025

## 1. Key points

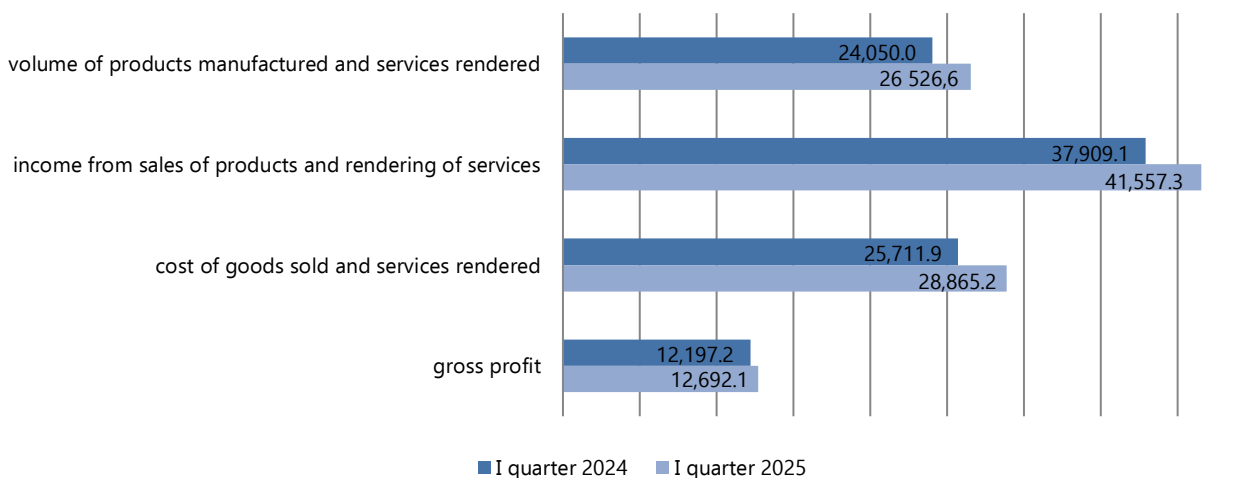
## 2. Useful links

### 1. Key points

The volume of manufactured products, work performed and services rendered to large, medium and small enterprises engaged in entrepreneurial activities In the I quarter of 2025 amounted to 26526.6 billion tenge.

#### Key indicators of financial and economic activity of enterprises

billion tenge



### Financial and economic activities of large and medium-sized enterprises

The number of large and medium-sized enterprises with more than 100 employees in the I quarter of 2025 amounted to 4227 units, of which 2691 enterprises are medium-sized. Based on the results of the survey, the balanced financial result of economic entities was determined as a profit in the amount of 4191.0 billion tenge, the level of profitability (loss) of production was 18.3%.

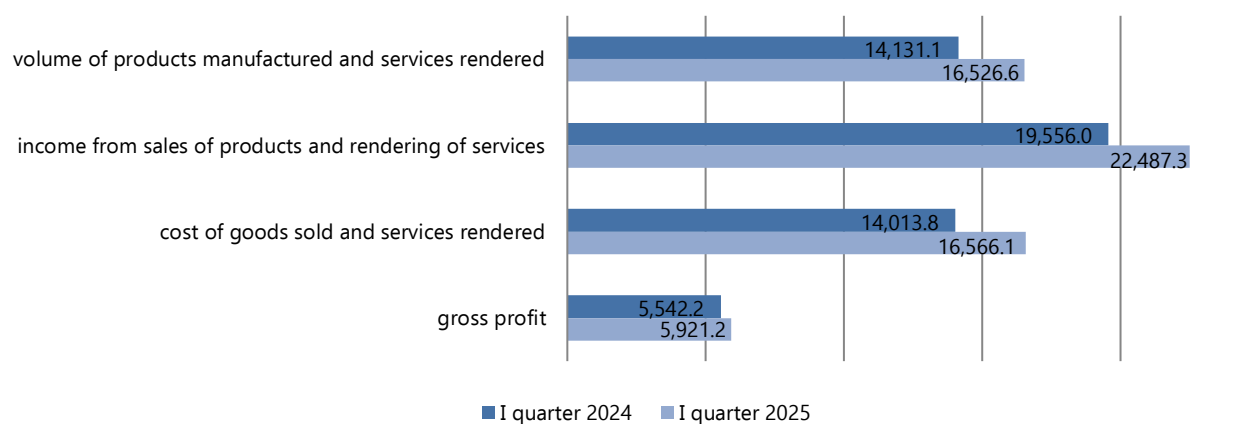
Production costs of which 52.6% - material costs, the share of labor costs and depreciation, respectively, 13.9% and 15.6%.

In the I quarter of 2025 the debt on obligations amounted to 81312.0 billion tenge, of which the overdue debt was at the level of 0.6%. In the I quarter of 2025, accounts receivable amounted to 20769.3 billion tenge, of which overdue debt was 3.1%.

The value of the assets of enterprises amounted to 163239.7 billion tenge. The main share was occupied by long-term assets – 63.3%.

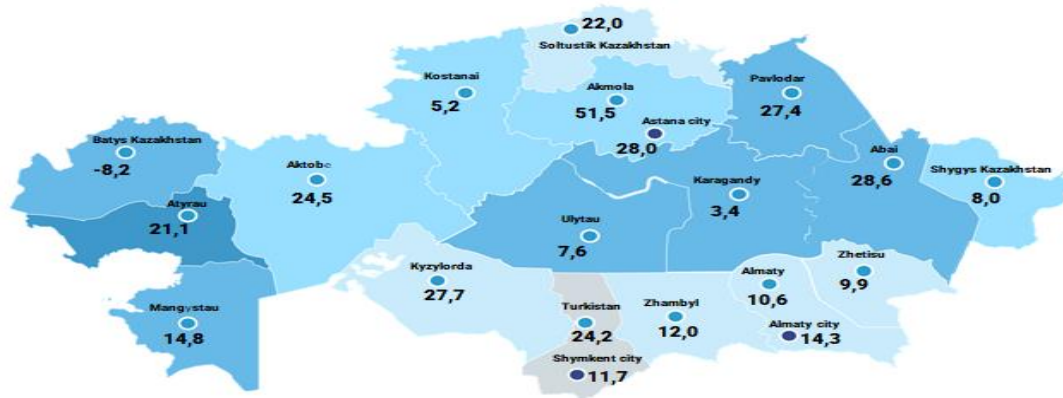
#### Key indicators of financial and economic activity of large and medium enterprises

billion tenge



### Profitability of large and medium enterprises

in percentages



### Key indicators of financial and economic activity of large and medium enterprises

billion tenge

	I quarter 2023	I quarter 2024	I quarter 2025
Total number of enterprises, units	4 072	4 106	4 227
of which average, units	2 538	2 578	2 691
Volume of products manufactured and services rendered	13 013,3	14 131,1	16 526,6
of which medium	2 341,0	2 594,8	3 223,1
Income from sales of products and rendering of services*	18 589,9	19 556,0	22 487,3
of which medium	3 954,2	4 162,4	5 769,2
Cost of goods sold and services rendered	12 870,1	14 013,8	16 566,1
of which medium	2 840,1	2 984,5	4 199,8
Gross profit	5 719,7	5 542,2	5 921,2

\*Income from the sale of products and the provision of services - does not include the amount of the enterprises income received from the sale of goods and services, including goods purchased for resale in the main and secondary activities. Income from the sale of products and services does not include value added tax, excise, as well as the cost of returned goods, discounts on sales and discounts on price presented to the buyer.

### Financial and economic activities of small enterprises

According to the results of the survey of small enterprises for I quarter of 2025, the net financial result of economic entities was determined as a profit in the amount of 2515.3 billion tenge.

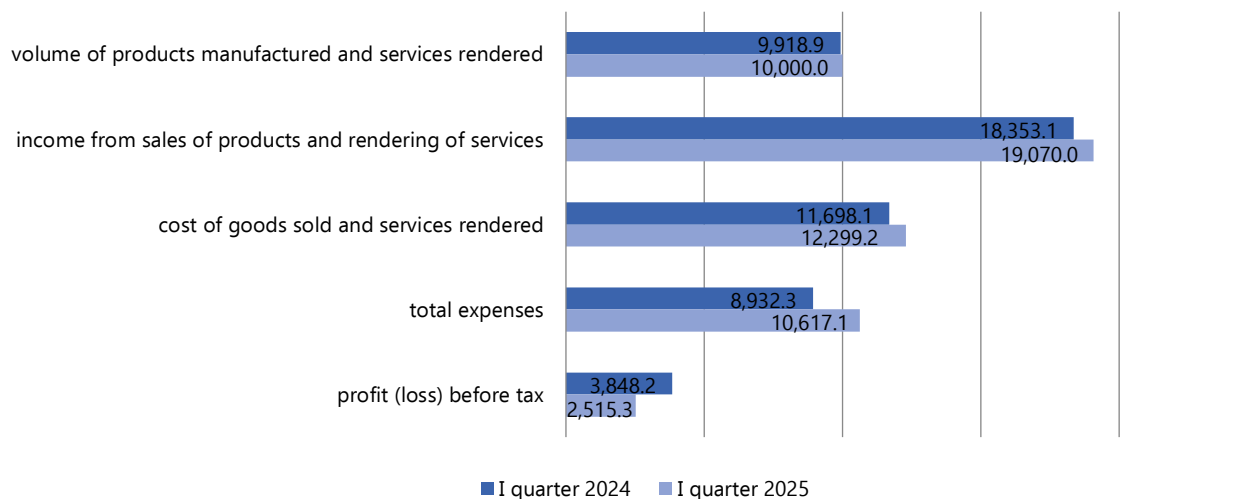
The volume of expenses of small enterprises amounted to 10617.1 billion tenge, of which 20,6%, material costs, the share of labor costs and depreciation, respectively, 12.9% and 6.4%.

For I quarter of 2025 the payroll of employees of small enterprises in the republic amounted to 1529.4 thousand people, the average monthly salary of one employees was 333157 tenge.

For the I quarter of 2025, income from the sale of products and the provision of services amounted to 19070.0 billion tenge.

### Main indicators of small enterprises

billion tenge



### Main performance indicators of small enterprises

billion tenge

	I quarter 2023	I quarter 2024	I quarter 2025
Number of small enterprises, units	336 515	342 872	339 640
The number of employees of small enterprises on average per quarter, people	1 561 974	1 570 877	1 529 377
Average monthly wage per employee, tenge	246 951	302 363	333 157
The volume of products manufactured, work performed and services rendered, billion tenge	9 363,5	9 918,9	10 000,0
Income from sales of products and services	18 947,3	18 353,1	19 070,0
Cost of goods sold and services rendered	12 820,1	11 698,1	12 299,2
Grossprofit	6 127,3	6 655,0	6 770,9

## 2. Useful links

[Structural statistics, Information and analytical system "Taldau".](#)

[Statistical form "Report on the financial and economic activities of the enterprise" \(index - 1-PF, frequency - quarter\)](#)

[Statistical form "Report on the activities of a small enterprise" \(index - 2-MP, frequency - quarter\)](#)

<b>Release Responsible:</b> Department of National Accounts	<b>Director of the Department:</b> A. Nakipbekov Tel. +7 7172 74717	<b>Artist:</b> G.Omarova, A.Akhmadieva Tel. +7 7172 749521,749814 E-mail: <a href="mailto:gul.omarova@aspire.gov.kz">gul.omarova@aspire.gov.kz</a> E-mail: <a href="mailto:a.akhmadieva@aspire.gov.kz">a.akhmadieva@aspire.gov.kz</a>	<b>Address:</b> 010000, Astana city avenue , 8 House of Ministries, entrance 4
--	---	--	--