

Small and medium business

Date of publication: 15.07.2025
Date of next publication: 16.10.2025

1. Key points

[SME in the context of organizational and legal forms](#)

[SME by type of economic activity](#)

2. Contribution of SME to the national economy

3 . Glossary

4 . Methodological notes

5 . Links to related publications

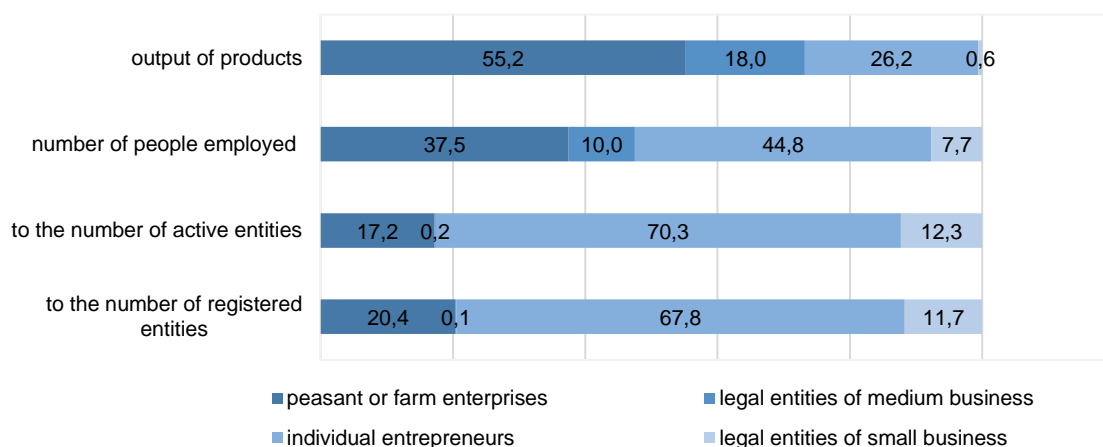
6 . Useful links

1. Key points

The number of registered SME entities as of April 1, 2025 amounted to 2289,8 thousand units;
SME entities as of April 1, 2025 amounted to 2099,6 thousand units;
The number of people employed in SME as of April 1, 2025 amounted to 4322,7 thousand people;
The output of products by SME entities in January-March 2025 amounted to 18677,9 billion tenge.

The structure of the main performance indicators of SME entities for January-March of 2025

in percentages



In the total number of operating SME entities, the share of individual entrepreneurs was 70,3%, legal entities of small business –17,2%, peasant or farm enterprises – 12,3%, legal entities of medium business – 0,2%.

SME in the context of organizational and legal forms

In terms of organizational and legal forms, the largest number of registered entities are individual entrepreneurs – 1,6 million units, of which 1,5 million units are active.

The largest number of employed falls on small enterprises – 1,6 million people and individual entrepreneurs – 1,9 million units.

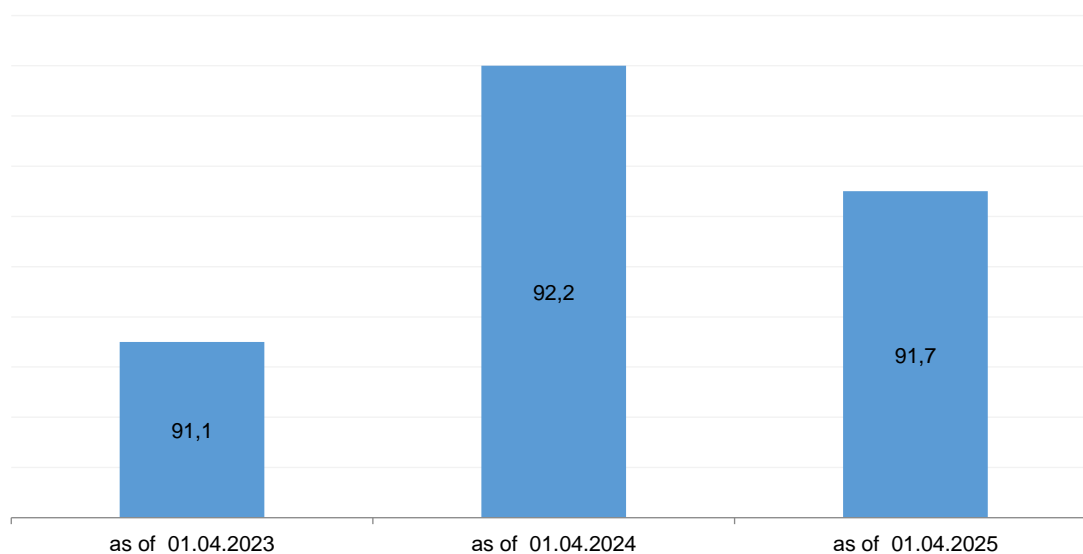
The output of small enterprises amounted to 10,3 trillion. tenge, which is 55,2% of the total output of all SME entities.

Main performance indicators of SME entities

	April 1, 2025	April 1, 2024
Registered small and medium enterprises, units	2 289 818	2 187 241
including:		
small enterprises	467 678	458 497
medium enterprises	3 113	3 048
individual entrepreneurs	1 551 623	1 453 036
peasant or farms enterprises	267 404	272 660
Operating small and medium enterprises, units	2 099 642	2 017 379
including:		
small enterprises	361 654	362 657
medium enterprises	3 037	2 961
individual entrepreneurs	1 476 774	1 385 298
peasant or farms enterprises	258 177	266 463
Number of people employed in small and medium enterprises, people	4 322 668	4 239 373
including:		
In small enterprises	1 619 158	1 666 461
In medium enterprises	433 424	415 388
at individual entrepreneurs	1 936 524	1 814 718
In peasant or farms enterprises	333 562	342 806
Output of products by small and medium enterprises, million tenge	18 677 915	16 761 385
including:		
small enterprises	10 311 478	10 113 843
medium enterprises	3 349 577	2 681 926
individual entrepreneurs	4 899 036	3 827 231
peasant or farms enterprises	117 824	138 385

Share of active in the total number of registered SME entities

in percentages



The share of operating in the total number of registered SME entities amounted to 91,7%, which is 0,5 p.p. above the level of the previous year. The largest share in the regional context prevails in Turkistan (97,0%) Kyzylorda (96,1%) and Almaty (95,1%) regions. The smallest share was recorded in Astana (87,6%) city.

Main performance indicators of SME entities

	On April 1, 2025		On April 1, 2024	
	to the number of registered SME entities, units init	to the number of active SME entities, units init	to the number of registered SME entities, units init	to the number of active SME entities, units init
Republic of Kazakhstan	2 289 818	2 099 642	2 187 241	2 017 379
Abay	58 776	54 861	57 435	53 262
Akmola	64 719	60 034	63 163	58 794
Aktobe	92 009	85 887	91 094	82 968
Almaty	154 985	147 411	143 683	136 669
Atyrau	68 276	63 648	68 514	63 144
Batys Kazakhstan	62 854	58 871	62 192	57 720
Zhambyl	117 550	105 346	117 843	106 701
Zhetisu	64 554	60 659	63 392	59 513
Karagandy	111 185	99 535	110 045	100 533
Kostanay	70 601	66 910	68 793	65 468
Kyzylorda	67 131	64 538	67 455	63 962
Mangystau	83 448	77 002	83 014	77 980
Pavlodar	62 959	57 019	60 862	55 190
Soltustik Kazakhstan	38 711	35 706	38 358	35 461
Turkistan	216 563	209 991	208 873	204 408
Ulytau	19 328	18 231	19 325	18 408
Shygys Kazakhstan	69 265	63 394	69 478	62 895
Astana city	288 979	253 065	260 384	233 511
Almatycity	428 719	378 683	391 813	351 086
Shymkent city	149 206	138 851	141 525	129 706

Continuation

	on April 1, 2025	for January-March 2025	on April 1, 2024	for January-March 2024
	number of people employed in SME, people	in the output of products by SME entities, million tons	number of people employed in SME, people	in the output of products by SME entities, million tons
Republic of Kazakhstan	4 322 668	18 677 915	4 239 373	16 761 385
Abay	106 892	238 960	102 820	237 868
Akmola	141 630	456 192	144 195	385 697
Aktobe	171 800	522 818	170 651	425 105
Almaty	261 706	994 539	241 228	805 591
Atyrau	135 511	1 256 751	142 251	1 046 195
Batys Kazakhstan	120 272	663 652	127 342	585 240
Zhambyl	163 471	323 324	165 227	282 760
Zhetisu	106 078	274 631	104 523	255 025
Karagandy	234 709	873 602	231 052	605 380
Kostanay	164 277	515 962	159 195	446 681
Kyzylorda	113 450	265 686	114 530	204 207
Mangystau	145 498	552 383	147 226	528 199
Pavlodar	138 202	427 134	139 107	372 935
Soltustik Kazakhstan	105 363	296 120	107 940	232 457
Turkistan	291 876	566 071	282 427	390 978
Ulytau	30 762	72 525	29 370	64 238
Shygys Kazakhstan	153 367	472 239	156 364	392 529
Astana city	528 704	3 156 781	512 540	3 321 810
Almatycity	964 273	5 883 030	939 430	5 480 011
Shymkent city	244 827	865 515	221 955	698 479

Dynamic tables:

[Number of registered SME entities by region](#)

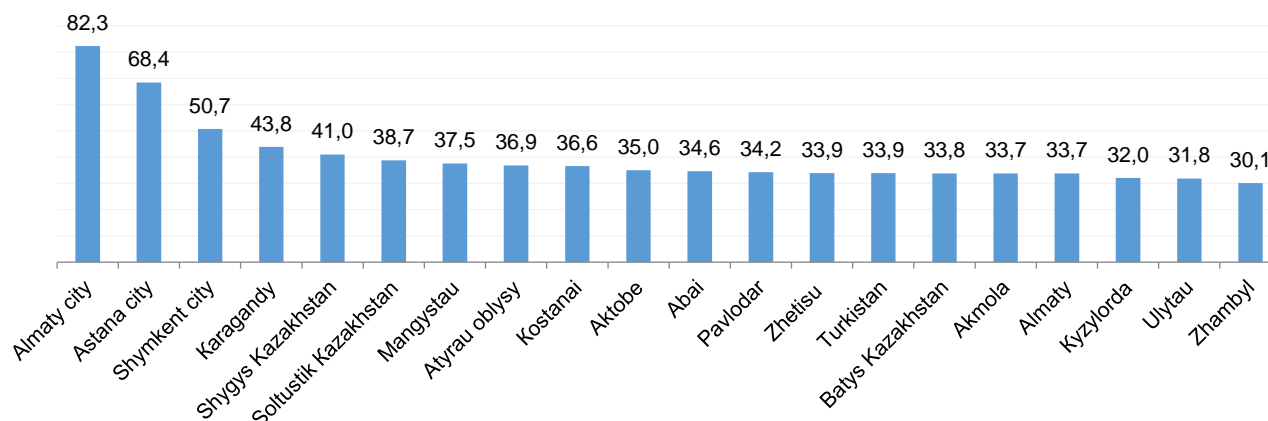
[Number of active SME entities by region](#)

[Number of people employed in SME by regions](#)

[Output of products by SME by region](#)

Share of employed in SME in the economically active population for January-March of 2025

in percentages



SMEs account for 44,4% of the total economically active population of the country. The largest share in the regional context prevails in Almaty and Astana. The smallest share was recorded in the Zhambyl region.

SME by type of economic activity

The number of registered SME entities as of April 1, 2025 amounted to 2289,8 thousand units and increased by 4,7% compared to the corresponding date in 2024–2187,2 thousand units.

The number of operating SME entities as of April 1, 2025 amounted to 2099,6 thousand units and increased by 4,1% compared to the same period in 2024–2002,2 thousand units.

The number of people employed in SME as of April 1, 2025 amounted to 4322,7 thousand people, which is 2,0% more.

The output of products by SME entities for January-March 2025 amounted to 18677,9 billion tenge and increased by 1,9% compared to the corresponding January-March 2024 (based on the CPI).

Main performance indicators of SME entities by type of economic activity

	Number of registered SME entities, units		Number of active SME entities, units		Number of people employed in SME, pers.		Output of products by SME entities, million tenge	
	as of April 1, 2025	as of April 1, 2024	as of April 1, 2025	as of April 1, 2024	as of April, 2025	as of April 1, 2024	for January-March 2025	for January-March 2024
Total	2 289 818	2 187 241	2 099 642	2 017 379	4 322 668	4 239 373	18 677 915	16 761 385
Agriculture, forestry and fisheries	280 608	312 297	266 315	300 362	452 697	466 467	681 713	564 236
Industry	133 009	128 654	121 363	117 284	447 610	429 649	2 983 332	2 755 763
Mining industry and quarrying	6 244	5 930	5 297	4 978	41 547	39 939	694 791	727 756
Processing industry	119 926	116 133	110 098	106 672	368 906	351 538	2 022 927	1 736 590
Supply of electricity, gas, steam, hot water and air conditioning	2 353	2 304	2 034	1 977	13 906	17 005	191 871	234 503
Water supply; collection, treatment and disposal of waste, activities for the elimination of pollution	4 486	4 287	3 934	3 657	23 251	21 167	73 743	56 914
Construction	130 163	120 011	108 888	100 302	322 458	319 589	2 333 006	2 163 152
Wholesale and retail trade; car and motorcycle repair	822 099	781 086	749 156	718 711	1 316 339	1 291 856	5 837 375	5 202 322
Transport and warehousing	157 254	109 975	148 435	100 870	275 119	225 459	1 329 176	1 218 891
Provision of accommodation and food services	58 100	54 518	53 270	50 222	167 481	147 397	500 454	485 788
Information and communication	36 807	34 855	32 682	31 264	93 979	95 458	675 173	643 225
Financial and insurance activities	7 161	7 486	4 984	5 246	19 716	26 957	310 932	205 624
Operations with real estate	114 901	107 197	109 613	102 081	199 338	198 398	874 209	760 353
Professional, scientific and technical activities	65 345	63 444	57 087	55 898	157 258	152 738	801 653	607 499
Activities in the field of administrative and support services	66 981	61 648	61 029	56 189	191 920	199 521	560 043	652 755

Education	50 488	44 786	47 468	42 151	162 874	161 997	302 596	254 248
Public health and social services	21 046	19 899	19 680	18 695	85 924	94 259	274 520	204 823
Arts, entertainment and recreation	20 911	19 517	18 896	17 722	40 260	38 839	354 806	293 854
Provision of other types of services	324 945	321 868	300 776	300 382	389 695	390 789	858 927	748 852

Dynamic tables:

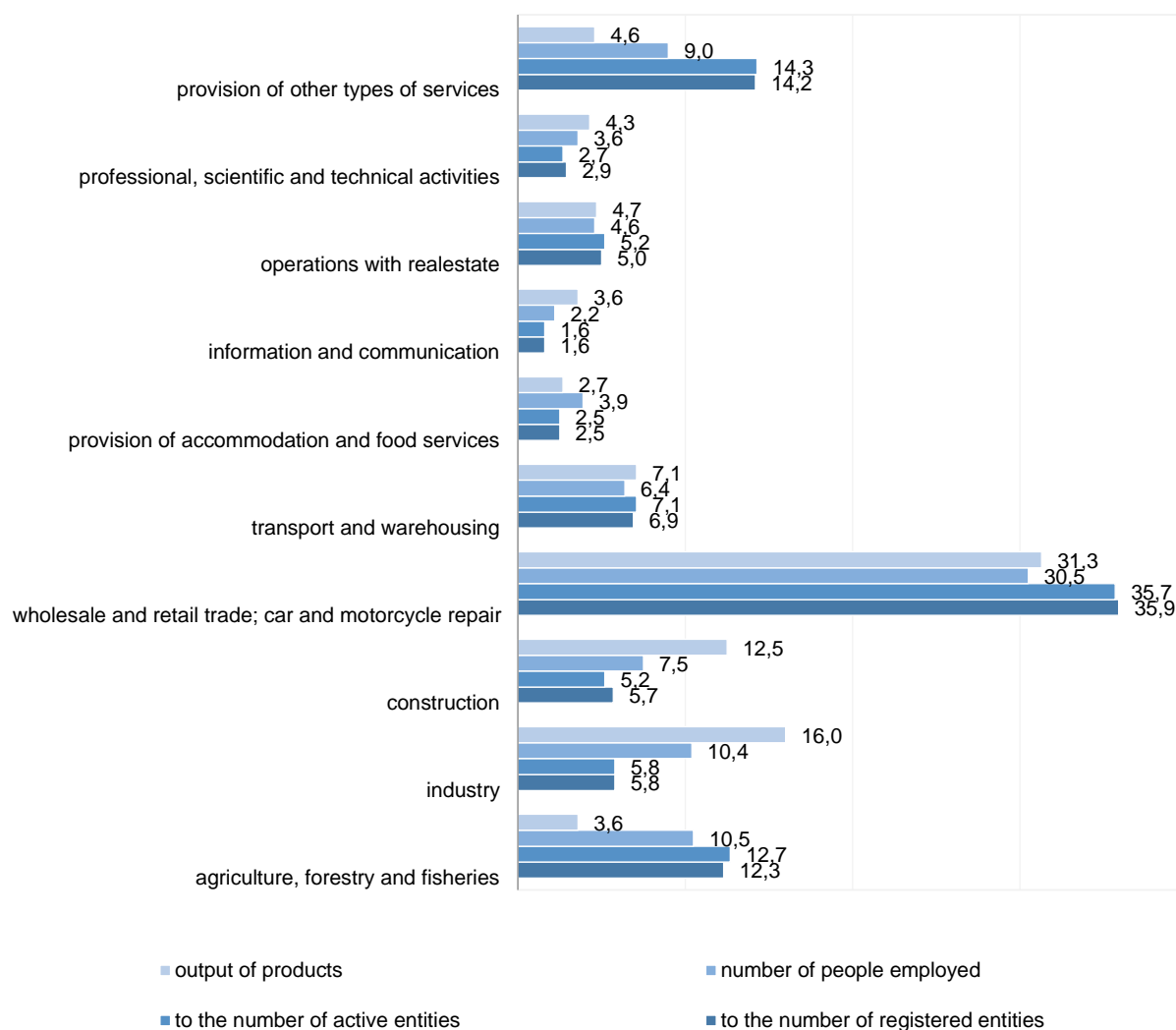
[Number of registered SME entities by FEA](#)

[Number of active SME by FEA](#)

[Number of people employed in SME by FEA](#)

[Output of products by SME by FEA](#)

The structure of the main performance indicators of SME entities in the context of FEA for January-March of 2025



The largest share of the number of entities, the number of employees and output prevails in the industry “Wholesale and retail trade; repair of cars and motorcycles»

2. Contribution of SME to the national economy

According to official statistics, the share of SMEs in GDP in January-March 2025 in the republic amounted to 38,6% and increased by 0,9 percentage points compared to the corresponding period last year.

Share of SME in GDP (GRP)

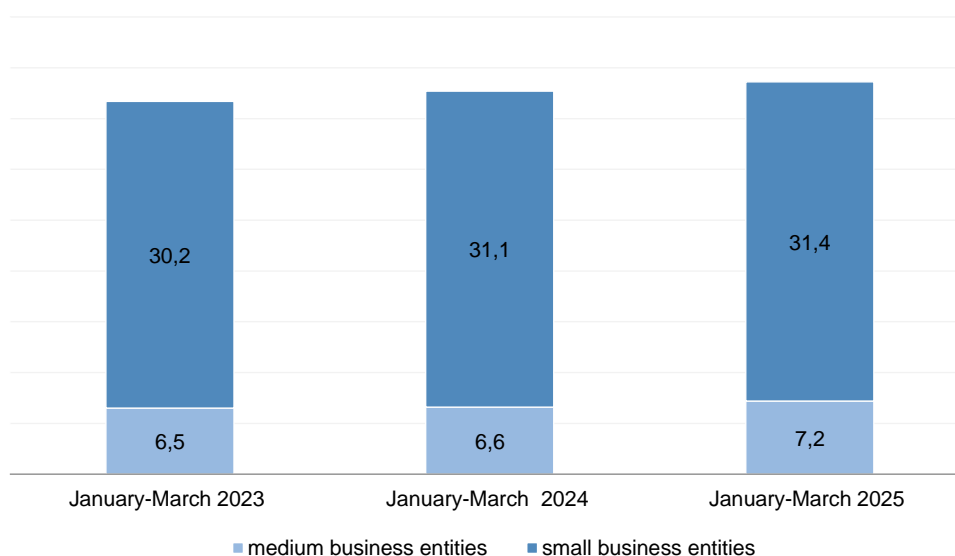
	for January-March 2025	for January- March 2024
--	------------------------	-------------------------

	GVA SME, million tenge	share in GDP (GRP), in percentages	GVA SME, million tenge	share in GDP (GRP), in percentages
Republic of Kazakhstan	11 766 413,1	38,6	9 822 204,7	37,7
Abay	126 514,7	17,3	144 439,2	20,2
Akmola	261 563,6	30,1	203 342,6	26,6
Aktobe	326 331,1	27,9	270 276,7	25,1
Almaty	681 554,2	46,7	557 779,1	46,5
Atyrau	751 973,2	22,4	675 507,4	21,4
Batys Kazakhstan	461 319,6	35,7	407 661,6	32,9
Zhambyl	181 432,6	26,3	148 739,4	23,3
Zhetisu	184 819,6	40,3	157 823,1	40,2
Karagandy	381 713,3	20,1	330 830,1	19,6
Kostanay	321 322,4	30,2	289 308,3	29,7
Kyzylorda	121 953,5	19,0	97 474,4	16,9
Mangystau	314 987,6	30,7	258 423,6	30,3
Pavlodar	228 511,1	20,4	188 275,7	19,2
Soltustik Kazakhstan	146 932,5	29,6	136 498,8	28,2
Turkistan	275 806,4	26,2	223 986,2	24,1
Ulytau	33 098,2	6,5	28 923,6	6,7
Shygyz Kazakhstan	279 548,4	24,8	248 754,0	22,9
Astana city	2 055 778,1	58,7	2 073 067,0	78,3
Almatycity	4 028 500,4	57,9	2 939 741,9	55,2
Shymkent city	602 752,6	57,5	441 352,3	50,6

Dynamic tables:

[The gross value added of SMEs](#)

Share of SME in GDP by small and medium enterprises



In the context of the categories of entities, 31,4% is the share of small business and 7,2% is the share of medium business.

3 . Glossary

Individual entrepreneurship - an independent, initiative activity of citizens of the Republic of Kazakhstan, kandas, aimed at obtaining net income, based on the property of individuals themselves and carried out on behalf of individuals, at their risk and under their property responsibility.

A peasant or farm enterprise - a labor association of people in which the implementation of individual entrepreneurship is inextricably linked with the use of agricultural land for the production of agricultural products, as well as the processing and marketing of these products.

Type of economic activity - an activity in which equipment, labor, production processes, information networks and products are combined, which leads to the creation of homogeneous products (goods, services). The type of economic activity is characterized by costs, the production process and the products produced. Each registered small business entity is assigned the type of economic activity that provides the greatest increase in value added, i.e. is basic.

Output - the cost of all manufactured products and services rendered at producer prices.

4 . Methodological notes

Small and medium enterprises include legal entities, individual entrepreneurs and peasant or farm enterprises, whose activities are regulated by the Entrepreneurial Code of the Republic of Kazakhstan.

Small business entities include individual entrepreneurs without forming a legal entity and legal entities engaged in entrepreneurship, with an average annual number of employees of not more than one hundred people and an average annual income of not more than three hundred thousand times the monthly calculation index established by the law on the republican budget and effective as of January 1 of the corresponding financial year.

Medium enterprises include individual entrepreneurs and legal entities engaged in entrepreneurship, not related to small and large enterprises.

5 . Links to related publications

[Small and medium enterprises in the Republic of Kazakhstan \(spreadsheets\)](#)

6 . Useful links

[Methodology for calculating the indicators of small and medium enterprises](#)

[Small and medium business, Information and analytical system "Taldau"](#)

Responsible for release: Department of National Accounts	Director of the Department: A.Nakipbekov Tel. +7 7172 749717	Executor: S.Zhunosova,N.Kozhanov Tel. +7 7172 749330, +7 7172 749814 E-mail: sa.zhunosova@aspire.gov.kz n.kozhanov@aspire.gov.kz	Address: 010000, Astana city Mangilik el avenue, 8 House of Ministries, Entrance 4
--	---	---	--