

On the execution of construction work and commissioning of facilities in January-May 2025

Date of publication: 17.06.2025

Date of next publication: 17.07.2025

1. Key points
2. Volumes of completed construction works
3. Commissioning of residential buildings
4. Glossary
5. Methodological explanations
6. Links to related publications
7. Useful links

1. Key points

In January-May 2025, the volume of construction work increased by 15.4% and amounted to 2001 billion tenge.

Of the total volume of construction work in the republic, private construction organizations – 91.2%, foreign – 7.7% and state – 1.1% were performed.

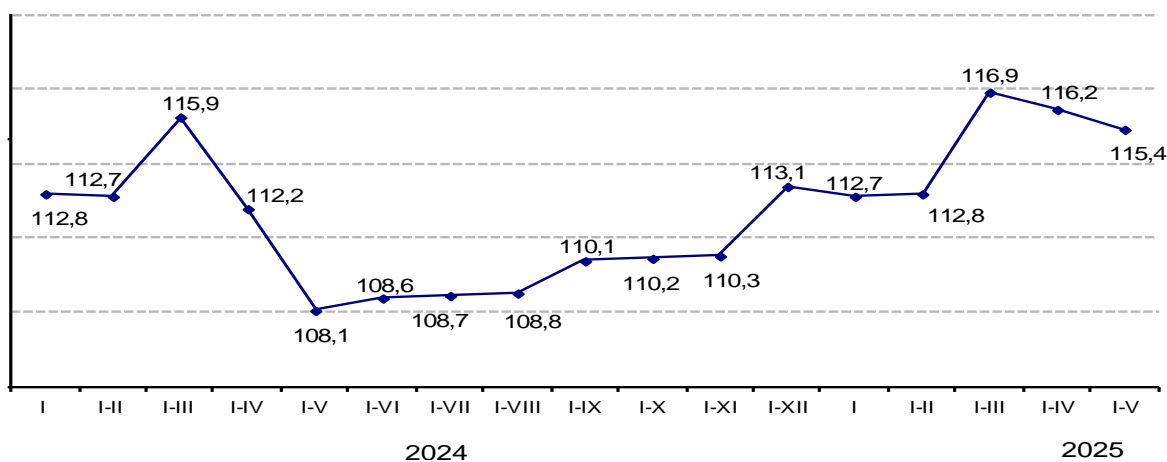
2. Volume of completed construction works

The increase in the volume of construction work in January-May 2025 compared to January-May 2024 is associated with construction and repair of structures (by 20.7%) and non-residential buildings (by 11.6%).

By types of construction work (services) performed in January-May 2025, the largest share is occupied by construction of non-residential buildings (25% in the total volume), roads, railways and subway (19.7%) and residential buildings (13.3%).

Indices of the physical volume of construction work

as a percentage of the corresponding period of the previous year



Dynamic tables:

[The volume of completed construction works \(services\) by months](#)

In the regional context, an increase in the volume of construction work was observed in eighteen regions of the republic. Significant growth was noted in regions of Mangystau (by 2 times), Kyzylorda (by 64.5%), Turkistan (by 46.6%), Akmola (by 39.8%), Pavlodar (by 37.4%), Zhambyl (by 34.8%), Almaty (by 33.8%), Zhetisu (by 30.7%), Soltustik Kazakhstan (by 28.9%), Batys Kazakhstan (by 28.6%), Abay (by 21,8%) regions of Astana (by 51.8%) and Almaty city (by 24%).

The volume of completed construction works (services)

	Total, thousand tenge	May 2025 as a percentage to		January-May 2025 as a percentage to January-May 2024	As a percentage of the republican volume
		April 2025	May 2024		
Republic of Kazakhstan	2 001 046 156	133,2	113,4	115,4	100,0
Abay	45 421 054	134,9	171,1	121,8	2,3
Akmola	63 254 860	232,3	98,0	139,8	3,2

Aktobe	82 353 056	144,5	132,1	114,9	4,1
Almaty	92 715 687	110,6	127,0	133,8	4,6
Atyrau	152 040 227	100,6	47,5	43,2	7,6
Batys Kazakhstan	74 735 512	114,4	122,6	128,6	3,7
Zhambyl	75 671 085	104,4	195,0	134,8	3,8
Zhetisu	78 249 501	125,2	122,7	130,7	3,9
Karagandy	148 162 555	147,5	112,3	110,2	7,4
Kostanay	75 452 395	141,2	133,8	157,8	3,8
Kyzylorda	71 213 585	136,7	161,8	164,5	3,5
Mangystau	108 114 032	98,5	188,8	196,2	5,4
Pavlodar	74 312 279	149,0	135,2	137,4	3,7
Soltustik Kazakhstan	34 362 903	183,8	128,4	128,9	1,7
Turkistan	117 433 799	142,9	135,6	146,6	5,9
Ulytau	25 570 965	149,4	76,2	78,4	1,3
Shygyz Kazakhstan	106 095 630	118,7	116,2	119,1	5,3
Astana city	307 672 441	158,8	109,7	151,8	15,4
Almaty city	200 429 376	140,6	132,3	124,0	10,0
Shymkent city	67 785 214	126,7	109,4	117,3	3,4

Spreadsheets:

[Key indicators of enterprises and organizations engaged in construction activities. including by types of facilities and types of work](#)

[The volume of completed construction works \(services\) by the dimension of enterprises](#)

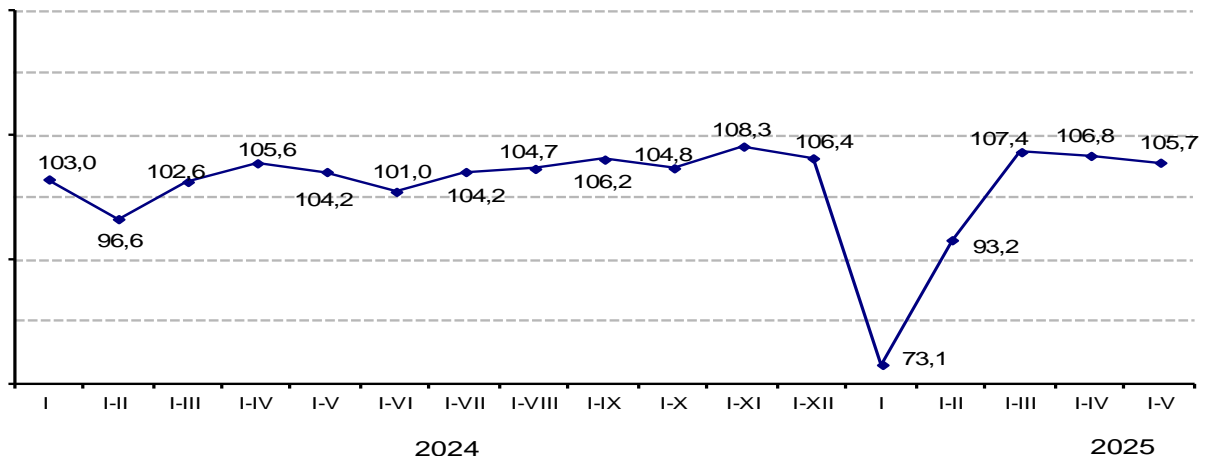
[The volume of completed construction works \(services\) by technological structure](#)

3. Commissioning of residential buildings

In January-May 2025, the total area of new facilities put into operation amounted to 8224.6 thousand square meters.

Indices of the physical volume of commissioned housing

as a percentage of the corresponding period of the previous year



Dynamic table:

[Commissioning of residential buildings](#)

The total area of housing commissioned increased by 5.7% compared to January-May 2024 and amounted to 6021.3 thousand sq.m., of which 3854.7 thousand sq.m. - multi-apartment and 2126.7 thousand sq.m. - individual houses. Most of the housing – 5663.3 thousand sq.m. or 94.1% was put into operation by private developers, of which the population is 2175.3 thousand square meters.

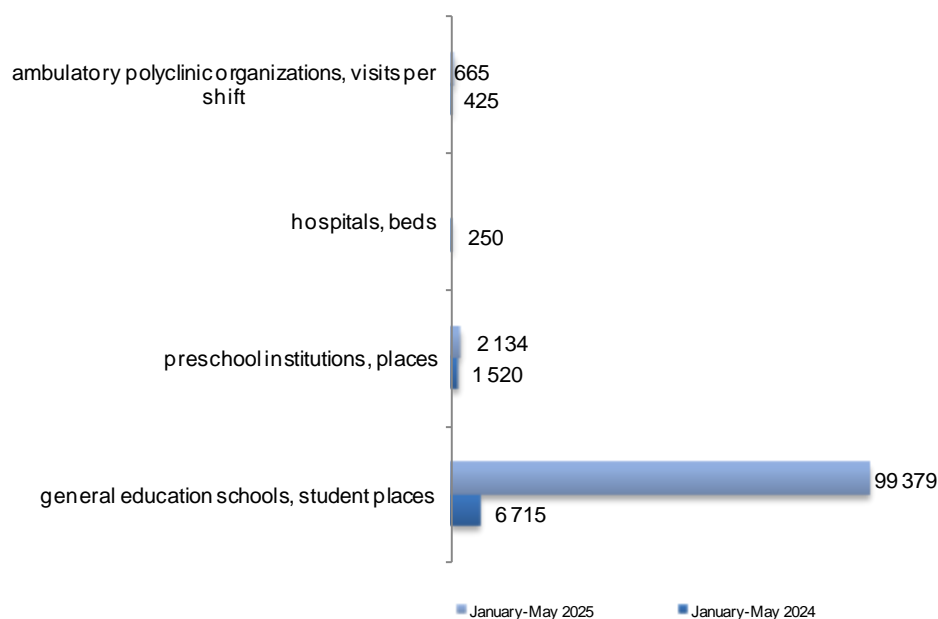
Total area of commissioned residential buildings

	Residential buildings commissioned		Including developers				
	sq. meters of total area	as a percentage by January-May 2024	state property	private property	of them		foreign property
					population	as a percentage by January-May 2024	
Republic of Kazakhstan	6 021 325	105,7	224 028	5 663 246	2 175 303	99,5	134 051
Abay	34 793	36,8	-	34 793	25 526	98,3	-

Akmola	157 231	78,6	1 503	155 605	105 681	99,9	x
Aktobe	315 642	106,2	34 745	280 897	195 149	130,0	-
Almaty	463 001	120,4	13 668	379 592	311 591	117,2	69 741
Atyrau	189 293	103,2	-	189 293	155 730	85,8	-
Batys Kazakhstan	166 313	101,9	1 476	164 837	90 129	71,8	-
Zhambyl	222 107	102,9	-	222 107	174 700	94,7	-
Zhetisu	87 270	104,4	7 420	79 850	53 085	97,9	-
Karagandy	141 351	66,1	4 018	137 333	25 055	81,8	-
Kostanay	179 524	102,5	-	179 524	39 998	76,0	-
Kyzylorda	247 282	104,6	6 213	241 069	194 298	90,5	-
Mangystau	135 802	91,9	8 236	127 566	60 878	60,1	-
Pavlodar	99 359	107,6	9 555	89 804	85 476	133,9	-
Soltustik Kazakhstan	56 962	110,6	-	56 962	52 559	127,7	-
Turkistan	306 094	125,5	15 690	290 404	234 516	107,7	-
Ulytau	22 591	115,5	11 291	11 300	11 300	99,5	-
Shygys Kazakhstan	116 402	114,3	28 400	69 487	30 561	95,9	x
Astana city	1 505 412	105,6	63 066	1 442 346	22 969	157,6	-
Almaty city	1 138 848	112,2	18 747	1 074 429	159 693	90,2	45 672
Shymkent city	436 048	123,4	-	436 048	146 409	107,4	-

In the field of education and healthcare in January-May 2025 85 general education schools for 99379 student places, 12 preschool institutions for 2134 places and 21 clinic for 665 visits per shift were put into operation.

Commissioning of social and cultural facilities



Spreadsheets:

[Main characteristics of commissioned facilities](#)

[The actual cost of construction of commissioned facilities](#)

[Commissioning of residential buildings \(total and usable area of commissioned residential buildings\)](#)

[Commissioning of individual and multi-apartment residential buildings](#)

[Average actual construction costs for 1 sq. meters of the total area of residential buildings](#)

[Commissioning of the total area of housing per 1000 people](#)

[Commissioning of educational and healthcare facilities](#)

4. Glossary

Construction and installation work - construction work on the construction of buildings and structures, expansion, reconstruction and technical re-equipment; work on the installation of power, technological and other equipment.

Construction object - a separate building or structure with all related equipment. Inventory, tools, galleries, flyovers, internal engineering networks and communications, for the construction (reconstruction. expansion) of which an independent object estimate is compiled.

5. Methodological explanations

Construction organizations include all general construction and specialized organizations, including repair and construction organizations. The main activity of construction organizations is to perform work under contracts with customers related to the type of economic activity "Construction" in accordance with the state "General Classifier of types of Economic Activities (GCTEA).

The volume of construction work includes the cost of construction work performed by enterprises engaged in construction activities under concluded construction contracts, which includes construction of new facilities, major and current repairs. Reconstruction, modernization of residential and non-residential buildings, engineering structures.

The index of the physical volume of construction works (services) is determined by the ratio of the volumes of completed construction works of the analyzed period to the previous period in actual prices, taking into account the deflator (price index).

The total area of a residential building (residential building) is calculated as the sum of the total areas of all dwellings and the areas of all non-residential premises, as well as the areas of parts of a residential building that are common property.

More detailed methodological explanations are available at the following links:

[Methodology for the formation of construction statistics indicators](#)

[Methodology for determining the gross output for the industry "Construction"](#)

6. Links to related publications

[Statistical compilation "Investment and construction activities in the Republic of Kazakhstan"](#)

7. Useful links

[Statistical form "Report on completed construction works \(services\)" \(index 1-KS monthly\);](#)

[Statistical form "Report on the commissioning of facilities" \(index 2-KS. monthly\);](#)

[Statistical form "Report on the commissioning of facilities by individual developers" \(index 1-IS. monthly\);](#)

[Information-analytical system "Taldau"/Construction and investments](#)

[Quality Report](#)

Responsible for the release: Department of Production and Environment Statistics	Director of the Department: A.Isabekova Tel. +7 7172 749056	Executor: O.Edel Tel. +7 7172 749313 E-mail: O.Edel@aspire.gov.kz	Address: 010000, Astana city Mangilik el avenue, 8 House of Ministries, Entrance 4
---	--	---	--