

On the execution of construction work and commissioning of facilities in January-April 2025

Date of publication: 16.05.2025

Date of next publication: 17.06.2025

1. Key points
2. Volumes of completed construction works
3. Commissioning of residential buildings
4. Glossary
5. Methodological explanations
6. Links to related publications
7. Useful links

1. Key points

In January-April 2025, the volume of construction work increased by 16.2% and amounted to 1438.4 billion tenge.

Of the total volume of construction work in the republic, private construction organizations – 91.9%, foreign – 6.8% and state – 1.3% were performed.

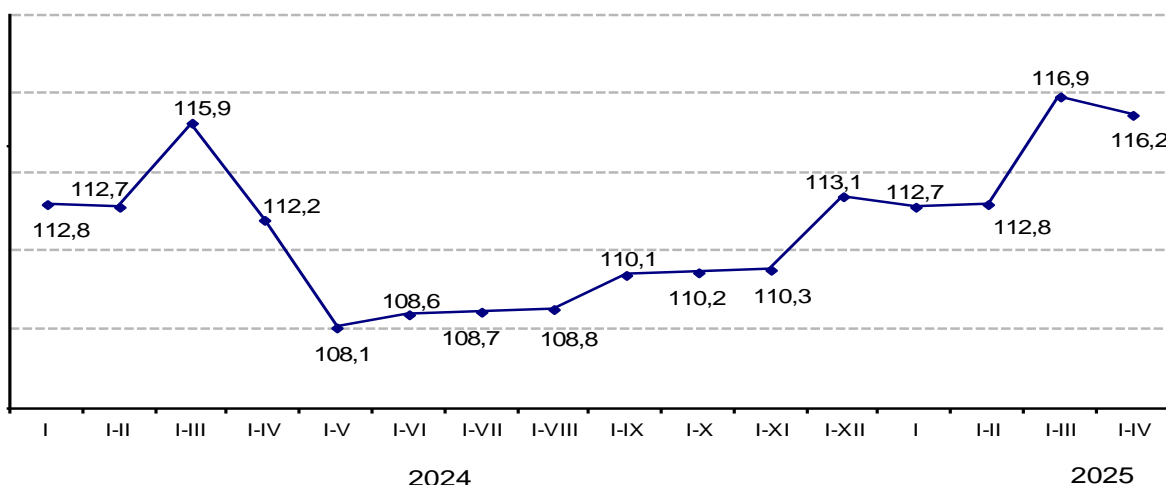
2. Volume of completed construction works

The increase in the volume of construction work in January-April 2025 compared to January-April 2024 is associated with construction and repair of structures (by 19.2%) and non-residential buildings (by 15.3%).

By types of construction work (services) performed in January-April 2025, the largest share is occupied by construction of non-residential buildings (27.2% in the total volume), roads, railways, and subway (17.8) and residential buildings (13.5%).

Indices of the physical volume of construction work

as a percentage of the corresponding period of the previous year



Dynamic tables:

[The volume of completed construction works \(services\) by months](#)

In the regional context, an increase in the volume of construction work was observed in eighteen regions of the republic. Significant growth was noted regions of Mangystau (by 2 times), of Astana city (by 75.5%), Akmola (by 71.6%), Kostanay (by 66.6%), Kyzylorda (by 65.5%), Turkistan (by 51.8%), Pavlodar (by 38.5%), Almaty (by 36.5%), Zhetisu (by 34.9%), Batys Kazakhstan (by 30.7%), Soltustik Kazakhstan (by 29.1%) regions.

The volume of completed construction works (services)

	Total, thousand tenge	April 2025 as a percentage to		January- April 2025 as a percentage to January- April 2024	As a percentage of the republican volume
		March 2025	April 2024		
Republic of Kazakhstan	1 438 412 729	69,4	114,4	116,2	100,0
Abay	30 844 688	83,7	154,8	107,2	2,1
Akmola	43 922 231	40,3	145,3	171,6	3,1

Aktobe	57 342 042	74,2	116,2	108,8	4,0
Almaty	67 611 081	80,4	120,4	136,5	4,7
Atyrau	114 714 262	89,4	40,3	42,0	8,0
Batys Kazakhstan	56 392 250	71,0	167,2	130,7	3,9
Zhambyl	56 530 798	75,2	127,7	122,1	3,9
Zhetisu	54 087 463	80,3	126,6	134,9	3,8
Karagandy	97 557 575	86,4	120,4	109,0	6,8
Kostanay	58 433 119	62,5	167,3	166,6	4,1
Kyzylorda	50 905 687	57,7	214,0	165,5	3,5
Mangystau	80 735 499	115,9	149,8	198,7	5,6
Pavlodar	49 648 576	82,2	150,9	138,5	3,4
Soltustik Kazakhstan	23 809 628	41,9	130,2	129,1	1,7
Turkistan	82 863 280	61,4	139,7	151,8	5,8
Ulytau	17 813 043	76,1	94,0	79,5	1,2
Shygys Kazakhstan	73 696 304	105,7	134,8	120,4	5,1
Astana city	225 074 444	52,7	157,8	175,5	15,6
Almaty city	146 688 063	51,9	151,1	121,3	10,2
Shymkent city	49 742 696	58,5	106,3	120,5	3,5

Spreadsheets:

[Key indicators of enterprises and organizations engaged in construction activities. including by types of facilities and types of work](#)

[The volume of completed construction works \(services\) by the dimension of enterprises](#)

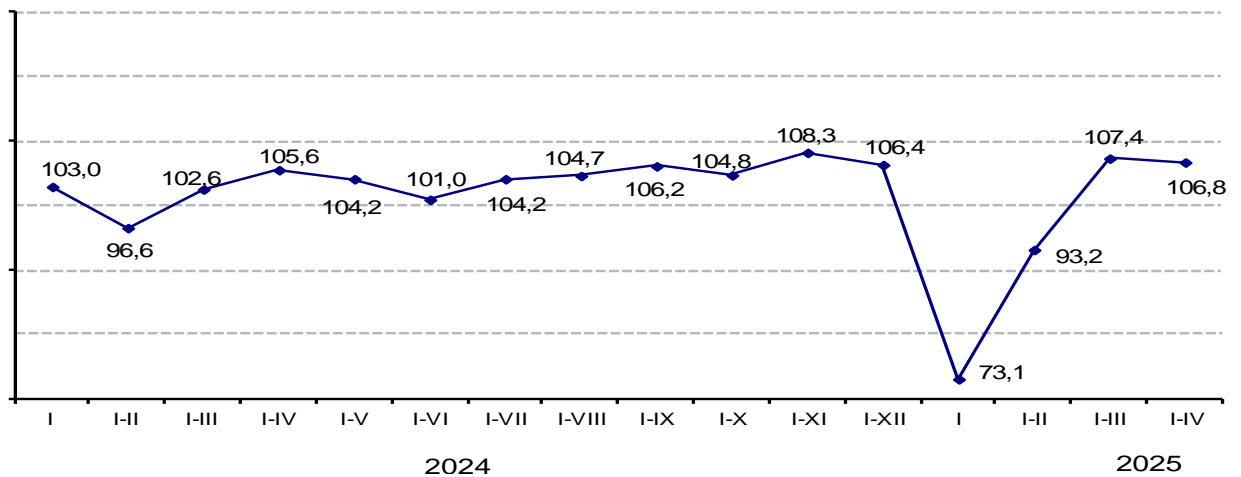
[The volume of completed construction works \(services\) by technological structure](#)

3. Commissioning of residential buildings

In January-April 2025, the total area of new facilities put into operation amounted to 6608.9 thousand square meters.

Indices of the physical volume of commissioned housing

as a percentage of the corresponding period of the previous year



Dynamic table:

[Commissioning of residential buildings](#)

The total area of housing commissioned increased by 6.8% compared to January-April 2024 and amounted to 4882.3 thousand sq.m., of which 3197.7 thousand sq.m. - multi-apartment and 1664.3 thousand sq.m. - individual houses. Most of the housing – 4590.8 thousand sq.m. or 94% was put into operation by private developers, of which the population is 1706.2 thousand square meters.

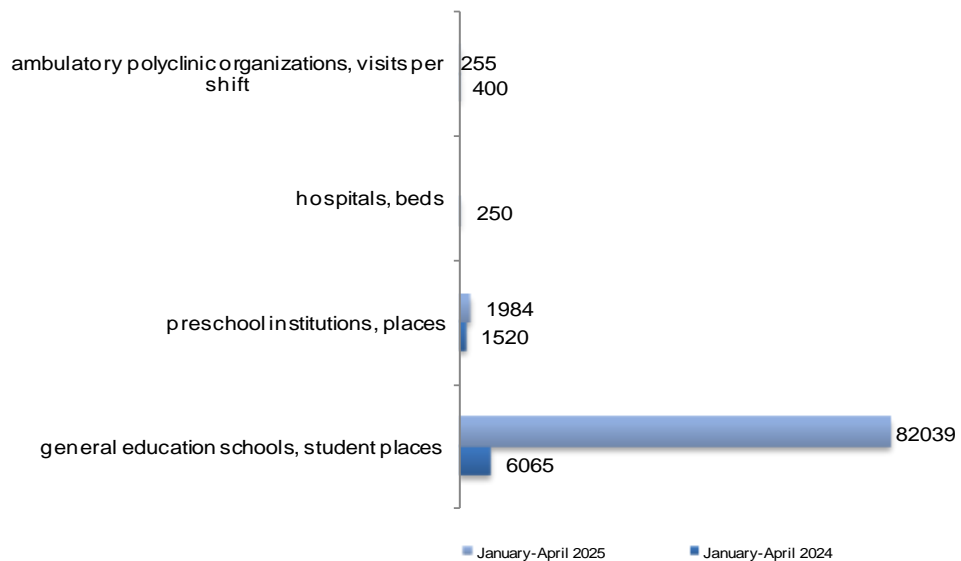
Total area of commissioned residential buildings

	Residential buildings commissioned		Including developers				
	sq. meters of total area	as a percentage by January-April 2024	state property	private property	of them		foreign property
					population	as a percentage by January-April 2024	
Republic of Kazakhstan	4 882 290	106,8	174 455	4 590 844	1 706 157	101,9	116 991

Abay	29 337	45,1	-	29 337	20 070	100,8	-
Akmola	134 811	81,0	1 503	133 185	86 903	103,0	x
Aktobe	242 741	104,8	4 880	237 861	165 713	145,7	-
Almaty	384 495	119,6	13 668	301 086	233 085	110,4	69 741
Atyrau	146 167	102,1	-	146 167	126 063	89,2	-
Batys Kazakhstan	125 568	99,8	1 476	124 092	68 784	75,3	-
Zhambyl	173 187	108,5	-	173 187	125 780	96,7	-
Zhetisu	72 064	110,5	7 420	64 644	41 579	104,0	-
Karagandy	75 351	40,3	-	75 351	17 571	90,7	-
Kostanay	156 289	106,2	-	156 289	36 616	80,5	-
Kyzylorda	187 265	103,4	6 213	181 052	160 294	100,5	-
Mangystau	123 348	98,4	8 236	115 112	48 424	61,4	-
Pavlodar	69 136	119,0	9 555	59 581	55 761	102,3	-
Soltustik Kazakhstan	44 007	107,6	-	44 007	42 610	124,8	-
Turkistan	226 166	112,9	-	226 166	182 756	103,6	-
Ulytau	17 319	119,1	11 291	6 028	6 028	56,4	-
Shygys Kazakhstan	70 469	102,3	28 400	23 554	22 928	111,5	x
Astana city	1 365 607	106,2	63 066	1 302 541	18 067	158,6	-
Almaty city	915 896	123,7	18 747	868 537	133 343	96,9	x
Shymkent city	323 067	132,5	-	323 067	113 782	120,3	-

In the field of education and healthcare in January-April 2025 66 general education schools for 82039 student places, 10 preschool institutions for 1984 places and 7 clinic for 255 visits per shift were put into operation.

Commissioning of social and cultural facilities



Spreadsheets:

[Main characteristics of commissioned facilities](#)

[The actual cost of construction of commissioned facilities](#)

[Commissioning of residential buildings \(total and usable area of commissioned residential buildings\)](#)

[Commissioning of individual and multi-apartment residential buildings](#)

[Average actual construction costs for 1 sq. meters of the total area of residential buildings](#)

[Commissioning of the total area of housing per 1000 people](#)

[Commissioning of educational and healthcare facilities](#)

4. Glossary

Construction and installation work - construction work on the construction of buildings and structures, expansion, reconstruction and technical re-equipment; work on the installation of power, technological and other equipment.

Construction object - a separate building or structure with all related equipment. Inventory, tools, galleries, flyovers, internal engineering networks and communications, for the construction (reconstruction. expansion) of which an independent object estimate is compiled.

5. Methodological explanations

Construction organizations include all general construction and specialized organizations, including repair and construction organizations. The main activity of construction organizations is to perform work under contracts with customers related to the type of economic activity "Construction" in accordance with the state "General Classifier of types of Economic Activities (GCTEA).

The volume of construction work includes the cost of construction work performed by enterprises engaged in construction activities under concluded construction contracts, which includes construction of new facilities, major and current repairs. Reconstruction, modernization of residential and non-residential buildings, engineering structures.

The index of the physical volume of construction works (services) is determined by the ratio of the volumes of completed construction works of the analyzed period to the previous period in actual prices, taking into account the deflator (price index).

The total area of a residential building (residential building) is calculated as the sum of the total areas of all dwellings and the areas of all non-residential premises, as well as the areas of parts of a residential building that are common property.

More detailed methodological explanations are available at the following links:

[Methodology for the formation of construction statistics indicators](#)

[Methodology for determining the gross output for the industry "Construction"](#)

6. Links to related publications

[Statistical compilation "Investment and construction activities in the Republic of Kazakhstan"](#)

7. Useful links

[Statistical form "Report on completed construction works \(services\)" \(index 1-KS monthly\);](#)

[Statistical form "Report on the commissioning of facilities" \(index 2-KS. monthly\);](#)

[Statistical form "Report on the commissioning of facilities by individual developers" \(index 1-IS. monthly\);](#)

[Information-analytical system "Taldau"/Construction and investments](#)

[Quality Report](#)

Responsible for the release: Department of Production and Environment Statistics	Director of the Department: A.Isabekova Tel. +7 7172 749056	Executor: O.Edel Tel. +7 7172 749313 E-mail: O.Edel@aspire.gov.kz	Address: 010000, Astana city Mangilik el avenue, 8 House of Ministries, Entrance 4
-----------------------------------------------------------------------------------------------	--------------------------------------------------------------------------	-----------------------------------------------------------------------------------	----------------------------------------------------------------------------------------------------