

On the execution of construction work and commissioning of facilities in January-March 2025

Date of publication: 17.04.2025

Date of next publication: 16.05.2025

1. Key points
2. Volumes of completed construction works
3. Commissioning of residential buildings
4. Glossary
5. Methodological explanations
6. Links to related publications
7. Useful links

1. Key points

In January-March 2025, the volume of construction work increased by 16.9% and amounted to 1014.8 billion tenge. Of the total volume of construction work in the republic, private construction organizations – 90%, foreign – 8.2% and state – 1.8% were performed.

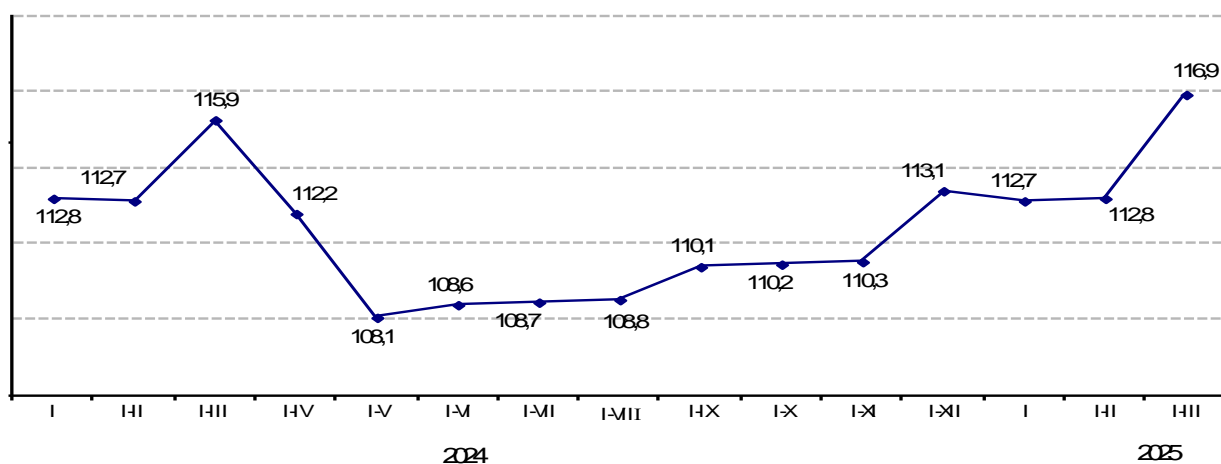
2. Volume of completed construction works

The increase in the volume of construction work in January-March 2025 compared to January-March 2024 is associated with construction and repair of structures (by 29.3%) and non-residential buildings (by 11.6%).

By types of construction work (services) performed in January-March 2025, the largest share is occupied by construction of non-residential buildings (27.2% in the total volume), roads, railways, and subway (17.9) and residential buildings (13.5%).

Indices of the physical volume of construction work

as a percentage of the corresponding period of the previous year



Dynamic tables:

[The volume of completed construction works \(services\) by months](#)

In the regional context, an increase in the volume of construction work was observed in seventeen regions of the republic. Significant growth was noted regions of Mangystau (by 2.4 times), of Astana city (by 81.6%), Akmola (by 79.2%), Kostanay (by 66.5%), Turkistan (by 57.4%), Kyzylorda (by 51.3%), Almaty (by 46.3%), Zhetisu (by 39.8%), Pavlodar (by 32.7%), Soltustik Kazakhstan (by 28.8%) regions and in the city of Shymkent (by 27.2%).

The volume of completed construction works (services)

	Total, thousand tenge	March 2025 as a percentage to		January-March 2025 as a percentage to January-March 2024	As a percentage of the republican volume
		February 2025	March 2024		
Republic of Kazakhstan	1 014 815 087	225,8	119,5	116,9	100,0
Abay	20 003 021	231,5	83,1	91,9	2,0
Akmola	35 592 043	215,3	138,6	179,2	3,5

Aktobe	39 995 767	224,3	106,1	105,9	3,9
Almaty	44 851 856	366,6	133,2	146,3	4,4
Atyrau	77 516 277	233,5	64,7	42,9	7,6
Batys Kazakhstan	40 290 231	182,4	116,5	120,3	4,0
Zhambyl	38 138 008	343,2	122,8	119,4	3,8
Zhetisu	34 703 871	255,4	130,9	139,8	3,4
Karagandy	63 242 716	226,1	97,5	103,6	6,2
Kostanay	46 333 891	86,4	153,1	166,5	4,6
Kyzylorda	35 975 992	510,8	138,1	151,3	3,5
Mangystau	52 850 527	115,5	195,8	239,4	5,2
Pavlodar	33 027 391	216,8	133,2	132,7	3,3
Soltustik Kazakhstan	18 045 517	459,0	129,3	128,8	1,8
Turkistan	58 568 366	235,6	188,4	157,4	5,8
Ulytau	12 599 217	217,7	66,1	74,7	1,2
Shygyz Kazakhstan	46 345 113	199,5	97,1	113,1	4,6
Astana city	172 942 151	210,9	198,3	181,6	17,0
Almaty city	108 344 358	278,1	99,2	113,4	10,7
Shymkent city	35 448 774	429,7	110,8	127,2	3,5

Spreadsheets:

[Key indicators of enterprises and organizations engaged in construction activities. including by types of facilities and types of work](#)

[The volume of completed construction works \(services\) by the dimension of enterprises](#)

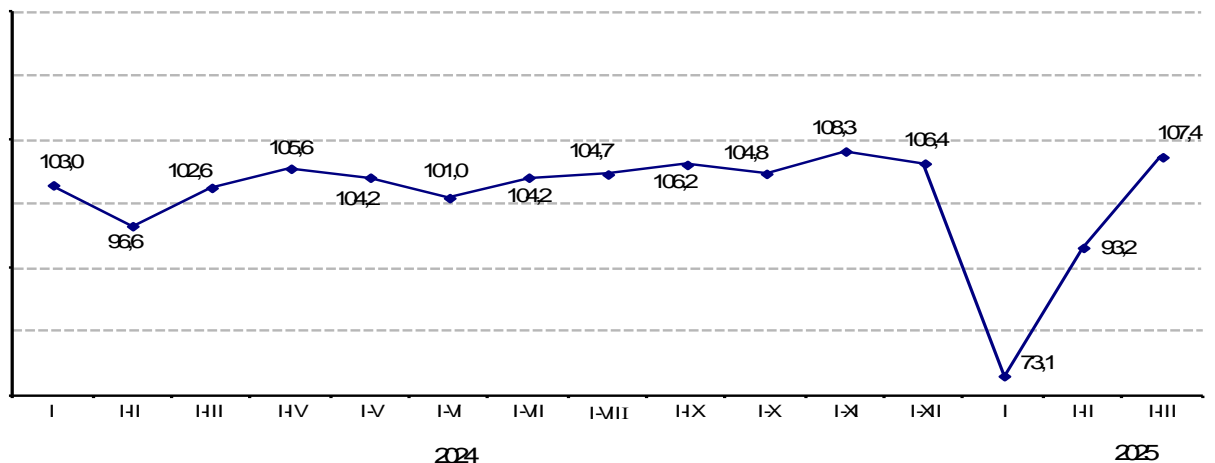
[The volume of completed construction works \(services\) by technological structure](#)

3. Commissioning of residential buildings

In January-March 2025, the total area of new facilities put into operation amounted to 4786 thousand square meters.

Indices of the physical volume of commissioned housing

as a percentage of the corresponding period of the previous year



Dynamic table:

[Commissioning of residential buildings](#)

The total area of housing commissioned increased by 7.4% compared to January-March 2024 and amounted to 3729.1 thousand sq.m., of which 2495.4 thousand sq.m. - multi-apartment and 1218.4 thousand sq.m. - individual houses. Most of the housing – 3465.8 thousand sq.m. or 92.9% was put into operation by private developers, of which the population is 1255.9 thousand square meters.

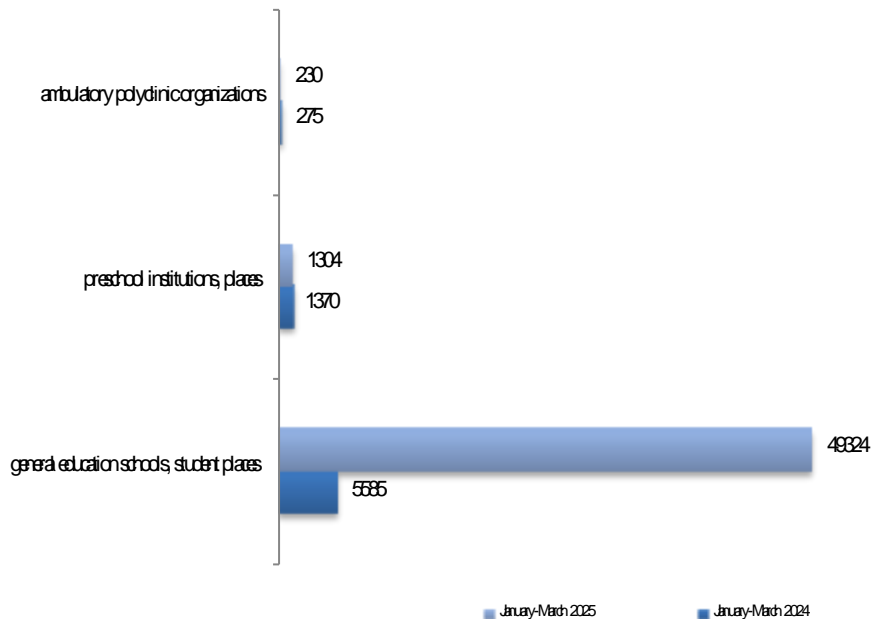
Total area of commissioned residential buildings

	Residential buildings commissioned		Including developers				
	sq. meters of total area	as a percentage by January-March 2024	state property	private property	of them		foreign property
					population	as a percentage by January-March 2024	
Republic of Kazakhstan	3 729 074	107,4	146 278	3 465 805	1 255 885	102,3	116 991
Abay	24 487	40,8	-	24 487	15 220	97,4	-

Akmola	112 646	79,3	1 503	111 020	64 738	103,6	x
Aktobe	199 402	102,3	4 880	194 522	132 331	146,2	-
Almaty	268 479	107,4	-	198 738	156 837	109,5	69 741
Atyrau	111 383	121,5	-	111 383	94 399	105,1	-
Batys Kazakhstan	88 057	108,8	1 476	86 581	45 133	79,3	-
Zhambyl	147 877	117,7	-	147 877	103 835	105,1	-
Zhetisu	52 826	103,7	-	52 826	30 715	105,5	-
Karagandy	53 626	30,2	-	53 626	13 708	76,0	-
Kostanay	120 392	102,3	-	120 392	30 014	92,5	-
Kyzylorda	155 950	101,4	6 213	149 737	128 979	95,3	-
Mangystau	112 167	121,8	8 236	103 931	37 243	62,4	-
Pavlodar	54 169	113,2	4 898	49 271	45 959	103,7	-
Soltustik Kazakhstan	30 576	107,3	-	30 576	29 810	137,2	-
Turkistan	159 206	106,0	-	159 206	115 796	85,1	-
Ulytau	12 989	159,0	8 859	4 130	4 130	95,6	-
Shygys Kazakhstan	66 405	101,7	28 400	19 490	18 864	98,2	x
Astana city	1 066 086	111,6	63 066	1 003 020	14 799	176,3	-
Almaty city	703 472	133,3	18 747	656 113	96 787	88,9	x
Shymkent city	188 879	125,5	-	188 879	76 588	145,8	-

In the field of education and healthcare in January-March 2025 36 general education schools for 49324 student places, 7 preschool institutions for 1304 places and 6 clinic for 230 visits per shift were put into operation.

Commissioning of social and cultural facilities



Spreadsheets:

[Main characteristics of commissioned facilities](#)

[The actual cost of construction of commissioned facilities](#)

[Commissioning of residential buildings \(total and usable area of commissioned residential buildings\)](#)

[Commissioning of individual and multi-apartment residential buildings](#)

[Average actual construction costs for 1 sq. meters of the total area of residential buildings](#)

[Commissioning of the total area of housing per 1000 people](#)

[Commissioning of educational and healthcare facilities](#)

4. Glossary

Construction and installation work - construction work on the construction of buildings and structures, expansion, reconstruction and technical re-equipment; work on the installation of power, technological and other equipment.

Construction object - a separate building or structure with all related equipment. Inventory, tools, galleries, flyovers, internal engineering networks and communications, for the construction (reconstruction. expansion) of which an independent object estimate is compiled.

5. Methodological explanations

Construction organizations include all general construction and specialized organizations, including repair and construction organizations. The main activity of construction organizations is to perform work under contracts with customers related to the type of economic activity "Construction" in accordance with the state "General Classifier of types of Economic Activities (GCTEA).

The volume of construction work includes the cost of construction work performed by enterprises engaged in construction activities under concluded construction contracts, which includes construction of new facilities, major and current repairs. Reconstruction, modernization of residential and non-residential buildings, engineering structures.

The index of the physical volume of construction works (services) is determined by the ratio of the volumes of completed construction works of the analyzed period to the previous period in actual prices, taking into account the deflator (price index).

The total area of a residential building (residential building) is calculated as the sum of the total areas of all dwellings and the areas of all non-residential premises, as well as the areas of parts of a residential building that are common property.

More detailed methodological explanations are available at the following links:

[Methodology for the formation of construction statistics indicators](#)

[Methodology for determining the gross output for the industry "Construction"](#)

6. Links to related publications

[Statistical compilation "Investment and construction activities in the Republic of Kazakhstan"](#)

7. Useful links

[Statistical form "Report on completed construction works \(services\)" \(index 1-KS monthly\);](#)

[Statistical form "Report on the commissioning of facilities" \(index 2-KS. monthly\);](#)

[Statistical form "Report on the commissioning of facilities by individual developers" \(index 1-IS. monthly\);](#)

[Information-analytical system "Taldau"/Construction and investments](#)

[Quality Report](#)

Responsible for the release: Department of Production and Environment Statistics	Director of the Department: A.Isabekova Tel. +7 7172 749056	Executor: O.Edel Tel. +7 7172 749313 E-mail: O.Edel@aspire.gov.kz	Address: 010000, Astana city Mangilik el avenue, 8 House of Ministries, Entrance 4
---	--	---	--