

## 1. Key points

[SME in the context of organizational and legal forms](#)

[SME by type of economic activity](#)

## 2. Contribution of SME to the national economy

## 3. Glossary

## 4. Methodological notes

## 5. Links to related publications

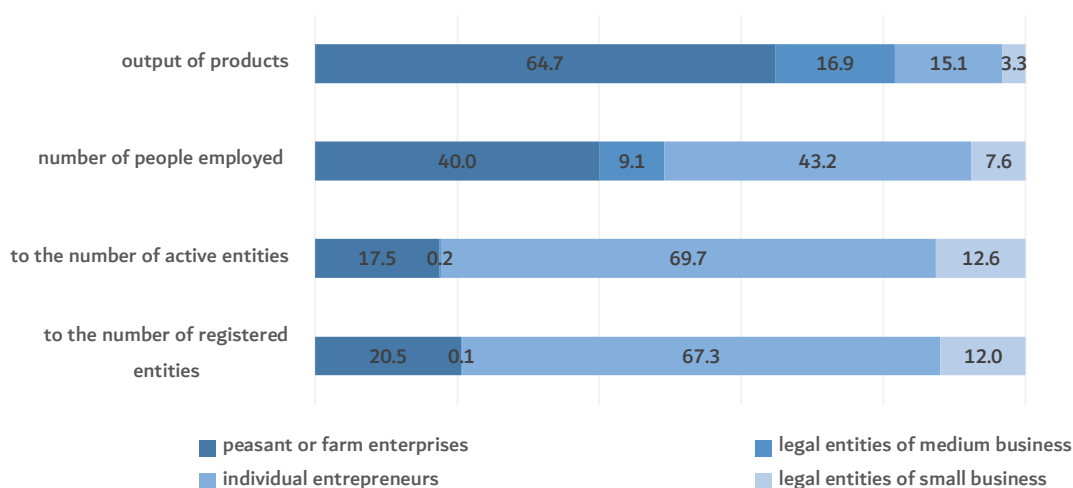
## 6. Useful links

## 1. Key points

The number of registered SME entities as of January 1, 2025 amounted to 2262,4 thousand units;  
SME entities as of January 1, 2025 amounted to 2071,7 thousand units;  
The number of people employed in SME as of January 1, 2025 amounted to 4422,1 thousand people;  
The output of products by SME entities in January-December 2024 amounted to 81920,0 billion tenge.

**The structure of the main performance indicators of SME entities for January-December of 2024**

in percentages



In the total number of operating SME entities, the share of individual entrepreneurs was 69,7%, legal entities of small business –17,5%, peasant or farm enterprises – 12,6%, legal entities of medium business – 0,2%.

## SME in the context of organizational and legal forms

In terms of organizational and legal forms, the largest number of registered entities are individual entrepreneurs – 1,5 million units, of which 1,4 million units are active.

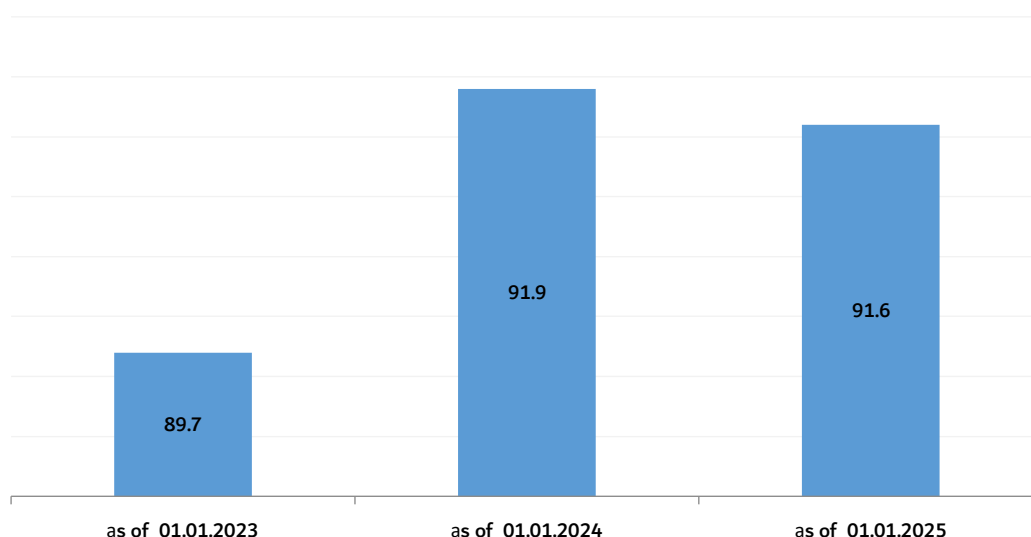
The largest number of employed falls on small enterprises – 1,8 million people and individual entrepreneurs – 1,9 million units.

The output of small enterprises amounted to 53,0 trillion. tenge, which is 64,7% of the total output of all SME entities.

	January 1, 2025	January 1, 2024
Registered small and medium enterprises, units	2 262 392	2 178 951
including:		
small enterprises	464 811	456 655
medium enterprises	3 207	3 024
individual entrepreneurs	1 523 035	1 442 861
peasant or farms enterprises	271 339	276 411
Operating small and medium enterprises, units	2 071 657	2 002 199
including:		
small enterprises	363 012	360 268
medium enterprises	3 135	2 940
individual entrepreneurs	1 444 485	1 369 043
peasant or farms enterprises	261 025	269 948
Number of people employed in small and medium enterprises, people	4 422 058	4 326 316
including:		
In small enterprises	1 769 658	1 772 925
In medium enterprises	404 309	395 186
at individual entrepreneurs	1 909 811	1 808 655
In peasant or farms enterprises	338 280	349 550
Output of products by small and medium enterprises, million tenge	81 920 046	68 710 494
including:		
small enterprises	53 011 738	47 162 247
medium enterprises	13 859 169	12 085 620
individual entrepreneurs	12 347 329	6 729 352
peasant or farms enterprises	2 701 810	2 733 275

### Share of active in the total number of registered SME entities

in percentages



The share of operating in the total number of registered SME entities amounted to 91,6%, which is 0,3 p.p. above the level of the previous year. The largest share in the regional context prevails in Turkistan (96,6%) Kyzylorda (95,5%) and Almaty (94,5%) regions. The smallest share was recorded in Almaty (88,2%) city.

### Main performance indicators of SME entities

	On January 1, 2025		On January 1, 2024	
	to the number of registered SME entities, units init	to the number of active SME entities, units init	to the number of registered SME entities, units init	to the number of active SME entities, units init
<b>Republic of Kazakhstan</b>	2 262 392	2 071 657	2 178 951	2 002 199
Abay	58 511	54 157	57 925	53 269
Akmola	64 177	59 196	62 503	57 919
Aktobe	92 420	85 725	92 112	83 819
Almaty	151 138	142 846	141 877	134 628
Atyrau	68 324	63 180	70 866	65 045
Batys Kazakhstan	62 417	58 073	62 642	57 653
Zhambyl	117 439	103 880	118 621	106 779
Zhetisu	64 376	60 419	63 584	58 914
Karagandy	110 920	101 596	109 615	99 190
Kostanay	69 884	65 909	67 997	64 286

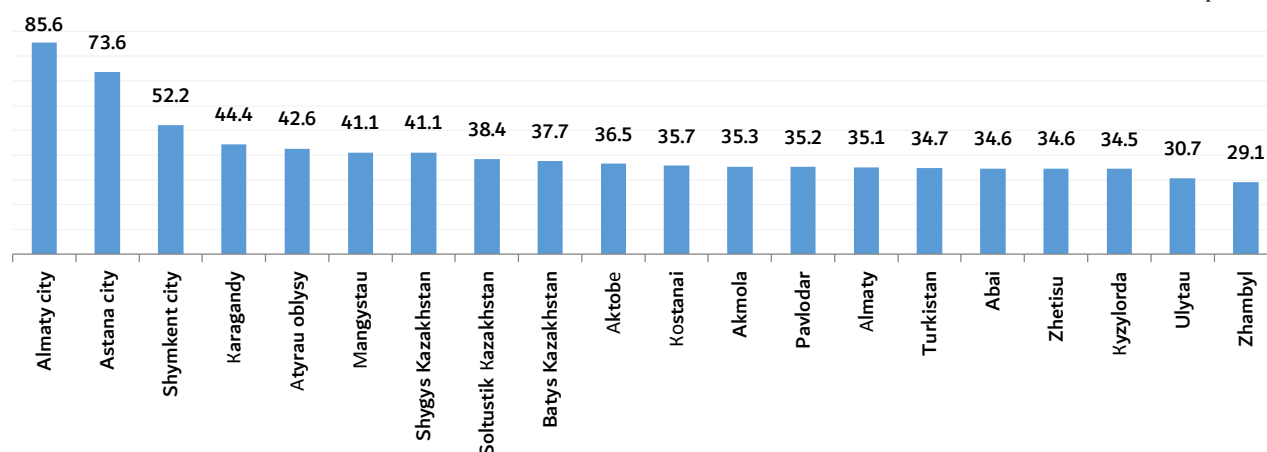
Kyzylorda	68 336	65 258	71 147	67 180
Mangystau	83 307	76 571	84 971	79 742
Pavlodar	62 450	56 412	60 689	54 578
Soltustik Kazakhstan	38 577	35 437	37 977	34 891
Turkistan	216 185	208 732	210 898	206 855
Ulytau	19 422	18 327	19 858	18 791
Shygys Kazakhstan	69 738	62 757	69 702	62 616
Astana city	279 854	248 284	254 999	227 386
Almaty city	417 039	367 784	381 950	340 132
Shymkent city	147 878	137 114	139 018	128 526

Continuation

	on January1, 2025	forJanuary-December 2024	on January1, 2024	forJanuary-December 2023
	number of people employed in SME, people	in the output of products by SME entities, million tons	number of people employed in SME, people	in the output of products by SME entities, million tons
<b>Republic of Kazakhstan</b>	4 422 058	81 920 046	4 326 316	68 710 494
Abay	106 368	1 072 366	105 110	1 010 989
Akmola	148 484	1 999 494	142 704	1 597 664
Aktobe	176 127	2 288 578	179 474	2 268 851
Almaty	263 566	4 140 793	244 804	3 623 619
Atyrau	155 321	5 389 009	148 051	5 064 605
Batys Kazakhstan	133 881	2 762 062	125 446	2 318 951
Zhambyl	166 295	1 522 580	169 495	1 266 445
Zhetisu	108 357	1 283 542	108 025	1 079 608
Karagandy	244 632	3 538 250	243 800	2 719 175
Kostanay	163 328	2 360 766	163 725	2 076 276
Kyzylorda	121 264	1 058 821	121 051	783 273
Mangystau	151 020	2 186 402	151 382	1 915 995
Pavlodar	144 582	1 912 693	136 805	1 535 085
Soltustik Kazakhstan	108 677	1 316 381	105 713	992 156
Turkistan	295 209	2 491 034	287 375	1 867 417
Ulytau	31 287	310 287	31 072	232 090
Shygys Kazakhstan	158 741	2 091 713	164 169	1 711 604
Astana city	528 217	15 834 563	515 502	14 720 400
Almaty city	972 080	24 878 670	949 253	19 256 180
Shymkent city	244 622	3 482 042	233 360	2 670 111

**Dynamic tables:**[Number of registered SME entities by region](#)[Number of active SME entities by region](#)[Number of people employed in SME by regions](#)[Output of products by SME by region](#)**Share of employed in SME in the economically active population  
for January-December of 2024**

in percentages



SMEs account for 45,8% of the total economically active population of the country. The largest share in the regional context prevails in Almaty and Astana. The smallest share was recorded in the Zhambyl region.

**[SME by type of economic activity](#)**

The number of registered SME entities as of January 1, 2025 amounted to 2262,4 thousand units and increased by 3,8% compared to the corresponding date in 2024—2179,0 thousand units.

The number of operating SME entities as of January 1, 2025 amounted to 2071,7 thousand units and increased by 3,5% compared to the same period in 2024—2002,2 thousand units.

The number of people employed in SME as of January 1, 2025 amounted to 4422,1 thousand people, which is 2,2% more.

The output of products by SME entities for January-December 2024 amounted to 81920,0 billion tenge and increased by 11,5% compared to the corresponding year 2023 (based on the CPI).

### Main performance indicators of SME entities by type of economic activity

	Number of registered SME entities, units		Number of active SME entities, units		Number of people employed in SME, pers.		Output of products by SME entities, million tenge	
	as of January 1, 2025	as of January 1, 2024	as of January 1, 2025	as of January 1, 2024	as of January 1, 2025	as of January 1, 2024	for January-December 2024	for January-December 2023
<b>Total</b>	2 262 392	2 178 951	2 071 657	2 002 199	4 422 058	4 326 316	81 920 046	68 710 494
Agriculture, forestry and fisheries	308 462	316 174	292 061	303 754	465 054	482 598	4 759 665	4 544 410
Industry	131 973	133 259	120 254	121 674	460 678	443 828	13 716 432	14 801 050
Mining industry and quarrying	6 144	5 873	5 200	4 948	43 617	40 565	3 783 970	3 739 379
Processing industry	119 083	120 760	109 187	111 036	378 242	363 478	8 827 749	9 880 438
Supply of electricity, gas, steam, hot water and air conditioning	2 335	2 306	2 017	1 971	16 463	17 293	805 207	912 132
Water supply; collection, treatment and disposal of waste, activities for the elimination of pollution	4 411	4 320	3 850	3 719	22 356	22 492	299 506	269 101
Construction	127 545	119 670	106 576	99 839	352 347	336 427	13 492 994	9 655 745
Wholesale and retail trade; car and motorcycle repair	806 397	782 368	735 032	717 701	1 332 715	1 322 721	22 218 773	16 758 355
Transport and warehousing	136 377	100 164	127 187	90 708	261 997	217 022	5 704 917	4 595 622
Provision of accommodation and food services	56 066	53 353	51 090	48 921	160 790	148 843	1 894 524	1 503 628
Information and communication	36 288	34 673	32 295	30 969	97 391	103 863	3 010 520	2 780 251
Financial and insurance activities	7 104	7 623	4 960	5 311	25 131	27 760	1 047 581	958 147
Operations with real estate	111 973	99 612	106 606	94 198	206 852	188 177	3 274 824	2 401 534
Professional, scientific and technical activities	64 613	63 000	56 472	55 197	156 192	172 845	3 602 279	3 123 186
Activities in the field of administrative and support services	65 179	61 108	59 356	55 550	209 553	203 935	2 915 438	2 425 427
Education	48 621	43 015	45 548	40 107	171 196	154 829	1 035 710	731 514
Public health and social services	20 629	19 641	19 234	18 382	91 169	90 797	1 025 746	789 850
Arts, entertainment and recreation	20 476	19 300	18 531	17 437	40 762	38 633	1 367 973	1 642 352
Provision of other types of services	320 689	325 991	296 455	302 451	390 231	394 038	2 852 670	1 999 423

#### Dynamic tables:

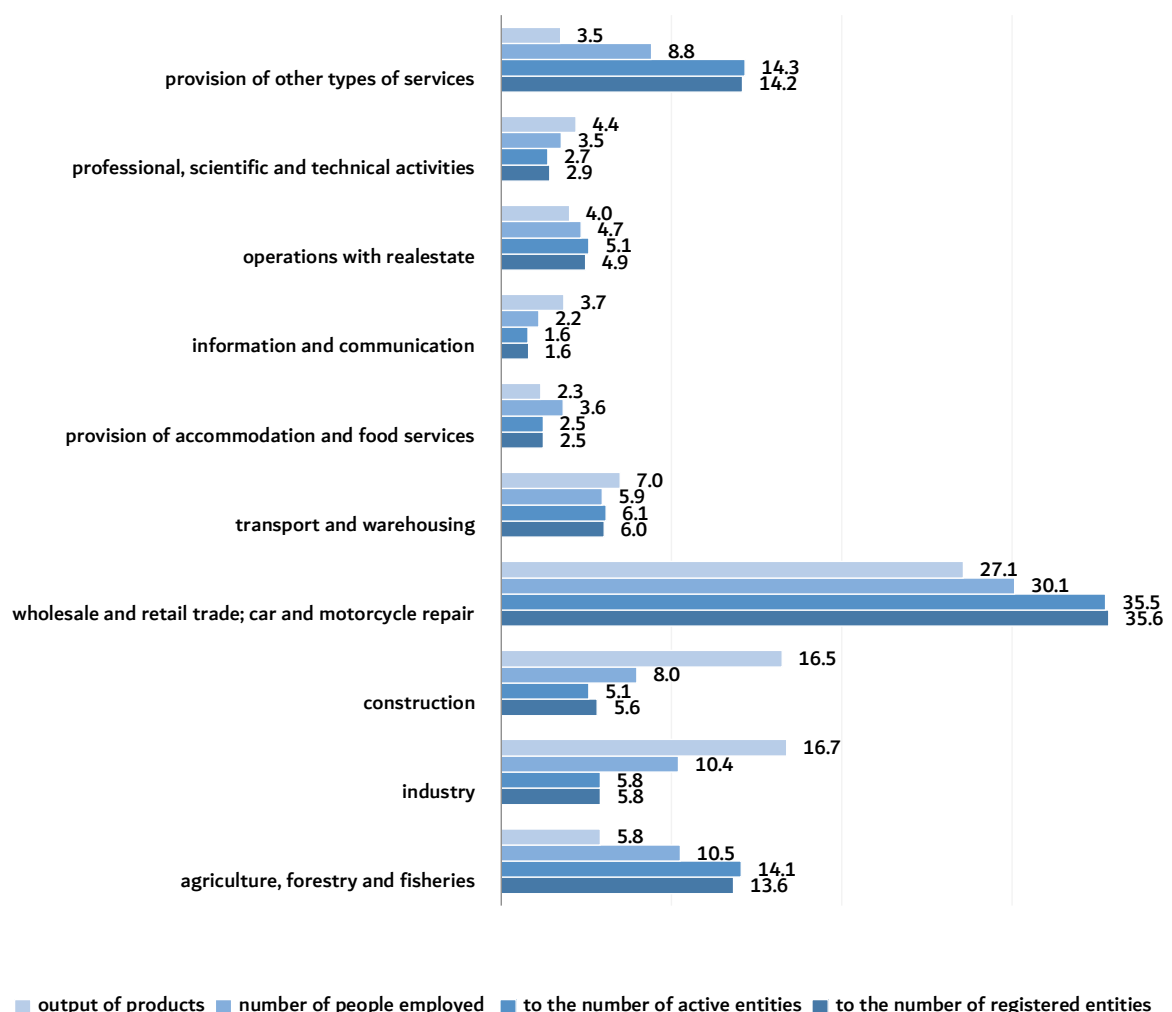
[Number of registered SME entities by FEA](#)

[Number of active SME by FEA](#)

[Number of people employed in SME by FEA](#)

[Output of products by SME by FEA](#)

**The structure of the main performance indicators of SME entities in the context of FEA  
for January-December of 2024**



The largest share of the number of entities, the number of employees and output prevails in the industry “Wholesale and retail trade; repair of cars and motorcycles»

## 2. Contribution of SME to the national economy

According to official statistics, the share of SMEs in GDP in January-September 2024 in the republic amounted to 39.3% and increased by 2.8 percentage points compared to the corresponding period last year.

### Share of SME in GDP (GRP)\*

	for January-September 2024		for January- September 2023	
	GVA SME, million tenge	share in GDP (GRP), in percentages	GVA SME, million tenge	share in GDP (GRP), in percentages
<b>Republic of Kazakhstan</b>	33 389 821,2	39,3	27 604 326,4	36,5
Abay	406 299,4	18,2	359 064,3	18,6
Akmola	748 057,5	28,3	604 077,0	26,2
Aktobe	1 019 238,6	28,3	853 793,1	27,0
Almaty	1 736 413,9	46,0	1 462 649,7	47,3
Atyrau	2 510 555,4	25,4	2 426 763,8	25,1
Batys Kazakhstan	1 164 141,7	34,7	1 005 860,7	33,2
Zhambyl	528 727,5	23,8	391 161,5	20,5
Zhetisu	449 611,3	32,1	386 153,3	32,0
Karagandy	1 144 959,9	19,7	1 010 493,8	19,7
Kostanay	875 018,2	28,7	772 107,7	28,5
Kyzylorda	431 167,0	20,5	331 349,1	17,7
Mangystau	1 115 284,9	30,5	987 477,8	28,0

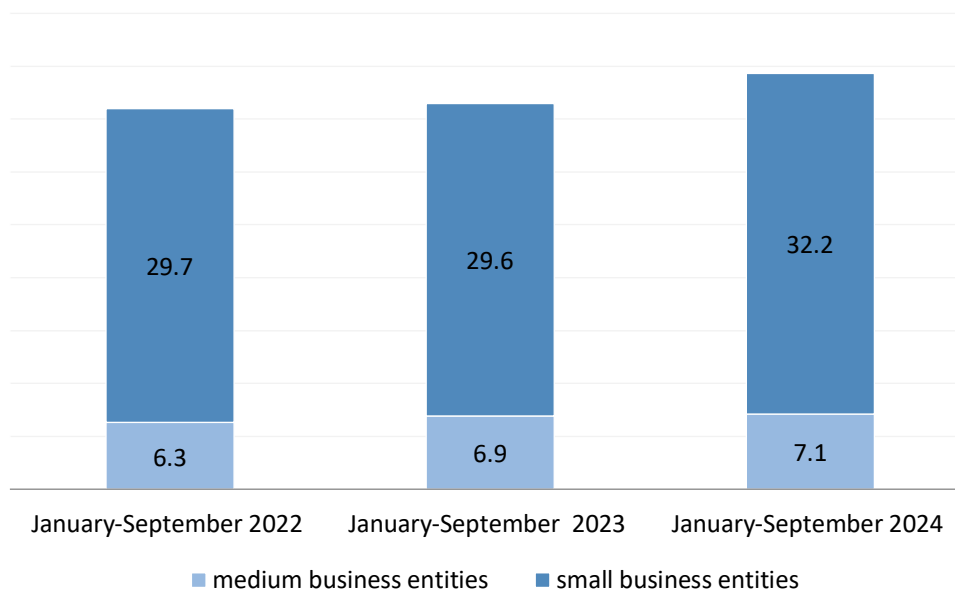
Pavlodar	639 873,6	21,1	504 207,8	19,8
Soltustik Kazakhstan	513 960,9	28,4	390 037,6	25,4
Turkistan	882 874,9	27,9	568 706,2	21,1
Ulytau	99 060,8	7,3	59 773,2	4,9
Shygys Kazakhstan	763 354,1	22,9	697 857,6	22,3
Astana city	6 698 776,7	72,8	5 837 506,4	74,5
Almaty city	10 060 551,5	61,2	7 751 580,8	53,1
Shymkent city	1 601 893,4	54,8	1 203 705,0	49,2

\* Data for January -December 2023 will be published on May 2, 2025.

### Dynamic tables:

#### [The gross value added of SMEs](#)

#### Share of SME in GDP by small and medium enterprises



In the context of the categories of entities, 32,2% is the share of small business and 7,1% is the share of medium business.

### 3 . Glossary

Individual entrepreneurship - an independent, initiative activity of citizens of the Republic of Kazakhstan, kandas, aimed at obtaining net income, based on the property of individuals themselves and carried out on behalf of individuals, at their risk and under their property responsibility.

A peasant or farm enterprise - a labor association of people in which the implementation of individual entrepreneurship is inextricably linked with the use of agricultural land for the production of agricultural products, as well as the processing and marketing of these products.

Type of economic activity - an activity in which equipment, labor, production processes, information networks and products are combined, which leads to the creation of homogeneous products (goods, services). The type of economic activity is characterized by costs, the production process and the products produced. Each registered small business entity is assigned the type of economic activity that provides the greatest increase in value added, i.e. is basic.

Output - the cost of all manufactured products and services rendered at producer prices.

### 4 . Methodological notes

Small and medium enterprises include legal entities, individual entrepreneurs and peasant or farm enterprises, whose activities are regulated by the Entrepreneurial Code of the Republic of Kazakhstan.

Small business entities include individual entrepreneurs without forming a legal entity and legal entities engaged in entrepreneurship, with an average annual number of employees of not more than one hundred people and an average annual income of not more than three hundred thousand times the monthly calculation index established by the law on the republican budget and effective as of January 1 of the corresponding financial year.

Medium enterprises include individual entrepreneurs and legal entities engaged in entrepreneurship, not related to small and large enterprises.

### 5 . Links to related publications

[Small and medium enterprises in the Republic of Kazakhstan \(spreadsheets\)](#)

## 6 . Useful links

[Methodology for calculating the indicators of small and medium enterprises](#)  
[Small and medium business, Information and analytical system "Taldau"](#)

---

<b>Responsible for release:</b> Department of National Accounts	<b>Acting Director of the Department:</b> A.Nursultanova Tel. +7 7172 749526	<b>Executor:</b> S.Zhunusova,N.Kozhanov Tel. +7 7172 749330, +7 7172 749814 E-mail: sa.zhunusova@aspire.gov.kz n.kozhanov@aspire.gov.kz	<b>Address:</b> 010000, Astana city Mangilik el avenue, 8 House of Ministries, Entrance 4
--	--	---	--

---